

Gabriel[®] HD

THE ORIGINAL

2024



HD TRUCK, TRAILER, AND BUS SHOCKS



SCAN TO WATCH!
See how to properly check for
worn HD shocks!

Gabriel.com

Table of Contents

New Part Numbers / Part Numbers Discontinued.....	2
Application and Numerical Listings	
Shocks for Heavy Duty Trucks, Trailers and Buses - Application Listing.....	4
Shocks for Heavy Duty Trucks, Trailers and Buses - Numerical Listing.....	341
Competitive and OEM Interchange.....	391
Fleetline / GasSLX Interchange.....	457
How to Determine the Correct Shock for Your Truck.....	458
Specifications by End Mount.....	469
Specifications by Part Number.....	486
Mounting Accessory Packages and Component Parts.....	503
Mounting Accessory Packages - Buyer's Guide	510

**NEW PART NUMBERS IN THIS CATALOG
NOUVEAUX NUMÉROS DE PIÈCES DANS CE CATALOGUE
NUMERACION NUEVA DE PARTES EN ESTE CATALOGO**

619501 85672
77986 G57816
77987 G64177
83244
85671

**PART NUMBERS TO BE DISCONTINUED ONCE INVENTORY IS GONE
LES NUMÉROS DE PIÈCE SERONT DISCONTINUÉS UNE FOIS L'INVENTAIRE ÉPUIsé
NÚMEROS DE PIEZA QUE SE DESCONTINUARAN UNA VEZ QUE SE HAYA TERMINADO EL INVENTARIO**

83065
83113
83176
83180
85180
85351
89418

**PART NUMBERS DROPPED FROM THIS CATALOG
NUMÉROS DE PIÈCES SUPPRIMÉS DE CE CATALOGUE
NUMERACION DE PARTES QUE NO APARECEN EN ESTE CATALOGO**

83010 85042 85344 85969
83067 85098 85377 85986
83117 85120 85745 85998
83118 85122 85907 89412
83217 85123 85925
85025 85312 85966

**SUPERSEDED PART NUMBERS
NÚMEROS DE PIEZA REEMPLAZADOS
NUMÉROS DE PIÈCES REMPLACÉS**

83177 Superseded to G63622
83178 Superseded to G63623
85098 Superseded to 85061
85122 Superseded to 83120
85312 Superseded to 85733
85925 Superseded to 85648
85926 Superseded to 85656
85999 Superseded to 85929



Heavy Duty Shocks for Trucks, Trailers and Buses

(Alphabetical Listing)

(Numerical Listing)

Amortiguadores Para Vehículos Pesados Camiones, Remolques Y Autobuses

(Lista alfabética)

(Listado numérico)

Amortisseurs Pour Poids Lourds Camions, Remorques et Autobus

(Liste alphabétique)

(Ordre numérique)

Gabriel[®] HD
THE ORIGINAL

APPLICATION GUIDE

Year	Fitment Notes	OEM#					
			Fleetline	GasSLX	Fleetline	GasSLX	Cab Shock Specialty Shock

AUTOCAR LLC.

AUTOCAR LLC.

XPERT (cont)

14-23	4 X 2 Models with Hendrickson HAS-210 or HAS-230 Air Suspensions	60675-003 60675-003L 60675003L 60675003	O	O	85976
	6 X 4 Models with Hendrickson HMX 400 Haulmax with 16.5" Saddle	60680-004L 60680-004 60680004 60680004L	O	T	83143
	6 X 4 Models with Hendrickson HMX 400 Haulmax with 17.5" & 18.5" Saddle	60680-005L 60680005L 60680005 60680-005	O	T	83142
	6 X 4 Models with Hendrickson Primaax EX 462 Air Suspensions with 8 1/2" to 10" Ride Height	60657-003 60657003 60657003L A3591004-001 60657-003L A3591004001	O	O	85072
	Models with Hendrickson Primaax EX 462 Air Suspensions with 12 1/2" - 14 3/8" - 15 1/2" Ride Height	60665-011 60665011	O	O	85967
14-21	4 X 2 Models with Hendrickson HAS-210 or HAS-230 Air Suspensions	60670-005 60670005L 60670-005L 60670005	O	O	83137
20	4 X 2 Models (CLASS 7 & 8) Models with Hendrickson HTS 210 Suspension	60665025 60665025L 60665-025 60665-025L	O	O	85036	89405
13	4 X 2 Models (CLASS 8) with Hendrickson EX-262 Air Suspensions	60665013 60665-013	O	O	85965
	4 X 2 Models with Hendrickson HAS-210 or HAS-230 Air Suspensions	60670-005 60670005L 60670-005L 60670005	O	O	83137
		60675-003 60675-003L 60675003L 60675003	O	O	85976
	6 X 4 Models with Hendrickson HMX 400 Haulmax with 16.5" Saddle	60680-004L 60680-004 60680004 60680004L	O	T	83143
	6 X 4 Models with Hendrickson HMX 400 Haulmax with 17.5" & 18.5" Saddle	60680-005L 60680005L 60680005 60680-005	O	T	83142
	6 X 4 Models with Hendrickson Primaax EX 462 Air Suspensions	60665-011 60665011	O	O	85967
	Models with Hendrickson Primaax EX 462 Air Suspensions (Standard with 8 1/2" to 10" Ride Height)	60657-003 60657003 60657003L 60657-003L	O	O	85072
12	4 X 2 Models (CLASS 8) with Hendrickson EX-262 Air Suspensions	60665013 60665-013	O	O	85965
	4 X 2 Models with Hendrickson HAS-210 or HAS-230 Air Suspensions	60670-005 60670005L 60670-005L 60670005	O	O	83137
		60675-003 60675-003L 60675003L 60675003	O	O	85976
	6 X 4 Models with Hendrickson HMX 400 Haulmax with 16.5" Saddle	60680-004L 60680-004 60680004 60680004L	O	T	83143
	6 X 4 Models with Hendrickson HMX 400 Haulmax with 17.5" & 18.5" Saddle	60680-005L 60680005L 60680005 60680-005	O	T	83142
	6 X 4 Models with Hendrickson Primaax EX 462 Air Suspensions with 8 1/2" to 10" Ride Height	60657-003 60657003 60657003L A3591004-001 60657-003L A3591004001	O	O	85072
	Models with Hendrickson Primaax EX 462 Air Suspensions with 12 1/2" - 14 3/8" - 15 1/2" Ride Height	60665-011 60665011	O	O	85967

APPLICATION GUIDE

Year	Fitment Notes	OEM#					
				Fleetline	GasSLX		Fleetline

AUTOCAR LLC.

AUTOCAR LLC.

XSPOTTER OFF ROAD

10-21	6 X 4 Off-Road Terminal Tractors with Hendrickson HN - 462	60680003 60680-003L 60680-003 60680003L					83112		
-------	--	--	--	--	--	--	-------	--	--

BECK BUS

BECK BUS

VARIOUS

	Deck and 1/2 Bus - Spring Suspension		85307					
	Deck and 1/2 Bus - Trailing Wheel		85301
	Deck and 1/2 Bus with Air Suspension		85304
	Luxury Liner Bus - Spring Suspension		85307
	Mainliner with Air Suspension		85304

BENSON TRUCK BODIES INC.

BENSON TRUCK BODIES INC.

	Models with Hendrickson Intrax Air Suspension	A20002 A-20002					85000	89436	
	Models with Neway Air Suspension	90044089					83124	89407

BERING

BERING

	HD80TT Models with Hendrickson HAS-400 Air Suspension	4790224 47902-24					83137		
	Models with Hendrickson HAS-230 Air Suspension	4790224 47902-24					83137

BERKSHIRE COACH

BERKSHIRE COACH

ULTRA 24

17-24	Coaches with Ford E350 or E450 Chassis	ASH1154 8C2418045DA 8C2Z-18124-D 8C2Z18124D 8C24-18045-DA ASH-1154		G63622					
		8C24-18080-DB 8C2Z18125D ASH-1136 8C2Z-18125-D 8C2418080DB ASH1136			G63623

ULTRA 28

17-24	Coaches with Ford E450 Chassis	ASH1154 8C2418045DA 8C2Z-18124-D 8C2Z18124D 8C24-18045-DA ASH-1154		G63622					
		8C24-18080-DB 8C2Z18125D ASH-1136 8C2Z-18125-D 8C2418080DB ASH1136			G63623

BLUE BIRD

BLUE BIRD

ADDITIONAL APPLICATIONS

	Buses with 3/4" Mounting Pins	2021459		85012	89413				
	Buses with 35" Chassis	3031350628 303-1350628 90-1968 901968		85712
	Buses with Flat Leaf Rear Spring Suspensions (8,200 lb to 10,400 lb)	1707405			85005	89430
	Buses with Neway Air Suspensions with O.E.M. Number	90044915			83127
		90044448			85051
		1526417			85052

APPLICATION GUIDE

Year	Fitment Notes	OEM#					
				Fleetline	GasSLX		Fleetline

BLUE BIRD

BLUE BIRD

ALL AMERICAN FE (cont)

06-21	Buses with Hendrickson Airtek Front Air Suspension (13,200 to 14,600 lb Capacity)	58913011 58913011L 58913-011L 58913-011	O O	85959
10-19	Buses with Hendrickson Softek Suspension (13,200 lb - 14,600 lb Capacity)	58913010L 0106303 471700002919 58913-010L 58913-010 58913010	O O	85106
98-15	Buses with Hendrickson Parasteer Suspensions	60998002L 59483-000 60665-005L 60665005L 59483000 0015222 481700131438 60998-002L 60665005 60998002 60998-002 60665-005 0040015	O O	85919
04-05	Buses with Hendrickson Airtek Front Air Suspension (10,000 lb Capacity)	0055017 58913-008L 00119797 0085990 58913-008 65992-003 58913009 65992003 58913008 58913008L 47170000456	O O	85959
	Buses with Hendrickson Softek Suspension (8,500 lb - 10,000 lb Capacity)	0085990 58913-007L 58913-007 58913007 0055008 47170000456 58913007L	O O	85959

ALL AMERICAN RE

06-24	Buses with Hendrickson Airtek Front Air Suspension (10,000 lb Capacity)	0055017 58913009 65992003 58913008 47170000456 58913-009L 58913-008L 00119797 0085990 58913-008 65992-003 58913-009 58913009L 58913008L	O O	85959
	Buses with Hendrickson Softek Suspension (8,500 lb - 10,000 lb Capacity)	58913-009L 0085990 58913-007L 58913-007 58913-009 58913007 58913009 58913009L 0055008 47170000456 58913007L	O O	85959
05-24	Buses with Leaf Spring Rear Suspension	0088035 47170000464	O O	85090
04-24	Buses with Comfort Air Suspensions	471700131545 47170000428 60998003 60998-001 60998-003 00085991 60998001	O O	85006
00-22	Models with Hendrickson HAS-210 or HAS-230 Air Suspensions	060665-003 59057-001 60665003 0014985 59057001	O O	83137
06-21	Buses with Hendrickson Airtek Front Air Suspension (13,200 to 14,600 lb Capacity)	58913011 58913011L 58913-011L 58913-011	O O	85959

APPLICATION GUIDE

Year	Fitment Notes	OEM#					
				Fleetline	GasSLX		Fleetline

BLUE BIRD

BLUE BIRD

ALL AMERICAN RE (cont)

10-19	Buses with Hendrickson Softek Suspension (13,200 lb - 14,600 lb Capacity)	58913010L 0106303 471700002919 58913-010L 58913-010 58913010		85106				
98-15	Buses with Hendrickson Parasteer Suspensions	60998002L 59483-000 60665-005L 60665005L 59483000 0015222 481700131438 60998-002L 60665005 60998002 60998-002 60665-005 0040015		85919				
04-05	Buses with Hendrickson Airtek Front Air Suspension (10,000 lb Capacity)	0055017 58913-008L 00119797 0085990 58913-008 65992-003 58913009 65992003 58913008 58913008L 471700000456		85959				
	Buses with Hendrickson Softek Suspension (8,500 lb - 10,000 lb Capacity)	0085990 58913-007L 58913-007 58913007 0055008 471700000456 58913007L		85959				

ALL AMERICAN SERIES (FE & RE MODELS)

	Buses with 13,200 lb, 2-Leaf Parabolic Springs	AMS65109		85058	89431				
	Buses with 19,000 lb - 21,000 lb - 2 Stage Leaf Springs	AMS65110			85005	89430
	Buses with O.E.M. Number	0823054		85304
		00110808		83124	89407	
	FE Models School Bus (Front Engine)	59057-002 0014605 59057002			85036	89405
	RE Models School Bus (Rear Engine) with 1 " Mounting Pins	614958 3000614966 300-0614966		85307
		3000614974 300-0614974 609180			85304

D3 SERIES (FE & RE MODELS)

10-13	Buses with Comfort Air Suspensions	471700000428 60998003 60998-001 60998-003 00085991 60998001					85006		
	Buses with Hendrickson Airtek Front Air Suspension	00110808		83124	89407	
	Buses with Hendrickson Airtek Front Air Suspension (13, 200 to 14,600 lb Capacity)	58913011 58913011L 58913-011L 58913-011		85959
	Buses with Hendrickson Softek Suspension (13,200 lb - 14,600 lb Capacity)	58913010L 0106303 471700002919 58913-010L 58913-010 58913010		85106
	Buses with Leaf Spring Rear Suspension	0088035 471700000464			85090

APPLICATION GUIDE

Year	Fitment Notes	OEM#					
				Fleetline	GasSLX		Fleetline

BLUE BIRD

BLUE BIRD

MICROBIRD TYPE A SCHOOL BUS

92-24	Models with Ford E350 or E450 Chassis	ASH1154 8C2418045DA 8C2Z-18124-D 8C2Z18124D 8C24-18045-DA ASH-1154 AT163G AT-163G	 O	G63622
		8C24-18080-DB 8C2Z18125D ASH-1136 8C2Z-18125-D AT164G 8C2418080DB ASH1136 AT-164G	 O	G63623

MOTORHOMES

	Blue Bird Motor Home with IFS (37 Foot)	7805-S-1007 7805S1007 7805N1002 7805-N-1002	 OO	85329
--	---	--	--------	-------	------	------	------	------	------	------	------

TC2000

89-04	Buses with Ridewell Front Suspension with O.E.M. Number	AMS65119 1317767 300-1317767 1667831 3001317767	 OO	85029
		1004167	 OO	85712	
	Buses with Ridewell Rear Suspension with O.E.M. Number	1658533	 OO	85010	
		305-0961284 3050961284	 OO	85734	
Buses with Standard Flat Leaf Rear Springs	1316546 1746163	 OO	85006		

VISION SCHOOL BUS

04-24	Buses with Comfort Air Suspensions	471700131545 47170000428 60998003 60998-001 60998-003 00085991 60998001	 OO	85006
		Buses with Hendrickson Airtek Front Air Suspension (10,000 lb Capacity)	0055017 58913009 65992003 58913008 47170000456 58913-009L 58913-008L 00119797 0085990 58913-008 65992-003 58913-009 58913009L 58913008L	 OO	85959
	Buses with Hendrickson Softek Suspension (8,500 lb - 10,000 lb Capacity)	58913-009L 0085990 58913-007L 58913-007 58913-009 58913007 58913009L 0055008 47170000456 58913007L	 OO	85959	
	Buses with Leaf Spring Rear Suspension	0088035 47170000464	 OO	85090	
04-21	Buses with Hendrickson Airtek Front Air Suspension (13, 200 to 14,600 lb Capacity)	58913011 00119797 65992-003 58913011L 65992003 58913-011L 58913-011	 OO	85959	
10-19	Buses with Hendrickson Softek Suspension (13,200 lb - 14,600 lb Capacity)	58913010L 0106303 471700002919 58913-010L 58913-010 58913010	 OO	85106	

APPLICATION GUIDE

Year	Fitment Notes	OEM#					
			Fleetline	GasSLX	Fleetline	GasSLX	Cab Shock/ Specialty Shock

BOYDSTUN EQUIPMENT MANUFACTURING BOYDSTUN EQUIPMENT MANUFACTURING

VARIOUS

	Trailers with Ridewell RAR-210 Suspensions	1253069B000	<input type="radio"/>	85005	89430
	Trailers with Ridewell RAR-221AS-11-USW, RAR-221AS-11-1-USW Suspensions	1253069B000	<input type="radio"/>	85005	89430

BROCKWAY SCHOOL BUS BROCKWAY SCHOOL BUS

	257T, 260S, 260T Models	<input type="radio"/>	83207	89407	<input type="radio"/>
	300, 400, 500 Models	<input type="radio"/>	85012	89413	<input type="radio"/>
	55 and 61 Passenger School Bus	<input type="radio"/>	83216	<input type="radio"/>	85305
	88WH, 128W, 154W Models	<input type="radio"/>	83216	<input type="radio"/>
	Less than 55 Passenger School Bus	<input type="radio"/>	83216	<input type="radio"/>
	Models with O.E.M. Number	152412	<input type="radio"/>	83215	<input type="radio"/>
		14QK-282P1 14QK-282P3 14QK282P1 14QK282P3	<input type="radio"/>	83216	<input type="radio"/>
		152398	<input type="radio"/>	85304	<input type="radio"/>
		14QK-281P10 14QK281P10	<input type="radio"/>	85305	<input type="radio"/>
		508657 532397	<input type="radio"/>	85307	<input type="radio"/>
		530873	<input type="radio"/>	83207	89407	<input type="radio"/>
	515231	<input type="radio"/>	85303	89422	<input type="radio"/>	

BUILT RITE BUILT RITE

	Additional O.E.M. Interchanges	70041	<input type="radio"/>	85305	<input type="radio"/>
		70039	<input type="radio"/>	85303	89422	<input type="radio"/>
	Models with Air Suspension	318-06-100 31806100	<input type="radio"/>	<input type="radio"/>	85006

BUS & TRUCK CO. BUS & TRUCK CO.

	Silver Eagle	70041	<input type="radio"/>	85305	<input type="radio"/>
		70039 680091	<input type="radio"/>	85303	89422	<input type="radio"/>

CARPENTER BUS CARPENTER BUS

	Models with O.E.M. Number	0272SS5 0272-SS5	<input type="radio"/>	85712	<input type="radio"/>
		630001 63-0001	<input type="radio"/>	<input type="radio"/>	85713

CASCADE TRAILER CASCADE TRAILER

	Models with Air Suspension	1201 120-1	<input type="radio"/>	<input type="radio"/>	83125
--	----------------------------	---------------	-----------------------	------	------	-----------------------	-------	------

CATERPILLAR CATERPILLAR

CT660

11-17	Models with Hendrickson HMX 400/460 Haulmax with 16.5" Saddle	H60680004 60680-004L 60680-004 60680004 60680004L	<input type="radio"/>	<input type="radio"/>	83143
	Models with Hendrickson HMX 400/460 Haulmax with 17.5" & 18.5" Saddle	60680-005L 60680005L 60680005 HDR60680-005 HDR60680005 60680-005	<input type="radio"/>	<input type="radio"/>	83142
	Models with Hendrickson Primaax EX 232, 462 and 692 Air Suspension (13" Ride Height)	60665-011 60665011 60665-011L 060665-011	<input type="radio"/>	<input type="radio"/>	85967

APPLICATION GUIDE

Year	Fitment Notes	OEM#					
				Fleetline	GasSLX		Fleetline

CATERPILLAR

CATERPILLAR

CT660 (cont)

11-17	Models with Hendrickson Primaax EX 232, 462 and 692 Air Suspension (8-1/2" to 10" Ride Height)	60657-003 60657003 60657003L 60657-003L	...			85072		
-------	--	--	-----	--	--	-------	--	--

CT680

15-17	Models HAS-402 Hendrickson Air Suspensions	60670-005 60670005L 60670-005L 60670005	...			83137		
-------	--	--	-----	--	--	-------	--	--

CT681

14-17	Models with Hendrickson HMX 400/460 Haulmax with 16.5" Saddle	H60680004 60680-004L 60680-004 60680004 60680004L	...			83143		
	Models with Hendrickson HMX 400/460 Haulmax with 17.5" & 18.5" Saddle	60680-005L 60680005L 60680005 HDR60680-005 HDR60680005 60680-005	...			83142		

CHALLENGE COOK

CHALLENGE COOK

CEMENT TRUCK

	Cement Trucks with 1/2" Bearing mount	632147				632147		
	Cement Trucks with 3/4" Bushing & Sleeve mount	1540212 1540459				646155		
		632155				646177		

CHALMERS SUSPENSION

CHALMERS SUSPENSION

VARIOUS

	800 Series - 46K Tandem Truck Suspensions (HD Shock Kit with High Mounts)	800670 665174	...			85060		
	800 Series - 46K Tandem Truck Suspensions (HD Shock Kit with Low Mounts)	800781	...			85314	89425	
	K800199 Model Shock Kit (Stanard)	K800199 665174	...			85060		
	K880233 Model Shock Kit (Standard 50K Suspension)	K880233 665174	...			85060		
	K880247 Model Shock Kit	665174 K880247	...			85060		
	K880248 Model Shock Kit	K880248	...			85314	89425	
	K880642 Model Shock Kit (Used on Western Star only)	K880642 665174	...			85060		
	Models with O.E.M. Number	21335	...			G63355		
	Single Axle Truck Suspension (1023-23K, 1030 -30K, 1040-40K)	665174	...			85060		

CHAMPION BUS INC.

CHAMPION BUS INC.

AMERICAN COACH

	Shuttle buses with Ford E350 or E450 Chassis (Up to 2023)	ASH1154 8C2418045DA 8C2Z-18124-D 8C2Z18124D 8C24-18045-DA ASH-1154 AT163G AT-163G		G63622	...			
		8C24-18080-DB 8C2Z18125D ASH-1136 8C2Z-18125-D AT164G 8C2418080DB ASH1136 AT-164G	...			G63623		

APPLICATION GUIDE

Year	Fitment Notes	OEM#					
			Fleetline	GasSLX	Fleetline	GasSLX	Cab Shock/ Specialty Shock

CHEVROLET

CHEVROLET

4, 40, 4000 & 4500 SERIES (cont)

60-68	C-40 , P-40, SS-40 Models	O	O	85005	89430				
68	Cowl - Exc. School Bus	22012096 3192892	O	O	83221

5, 50, 5000 & 5500 SERIES

76-89	C Chassis - Conventional Cab	22012196								
	C, M, S Chassis - Conventional Cab	22012169 22012096	O	O	83221
75-80	C, M, S Chassis - Conventional Cab	4975510	O	O	83221
73-80	C, M, S Chassis - Conventional Cab	22007750 4975494 4975467	O	O	83207	89407
71-72	TDM 4 Cycle Detroit Diesel with Tandem Axle - Exc. Tilt Cab	4940606 22012095	O	O	83126	89430
69-72	All - Exc. Tilt Cab	22012096 3192892	O	O	83221
69-70	D-D Forward Control with 9000 & 11000 lb. Axles - Exc. Tilt Cab	22012096 3192892	O	O	83221
	D-D Forward Control with Tilt Cab	4940606 22012095	O	O	83126	89430
63-69	C-50, M-50, S-50, SE-50, T-50 Models	O	O	85005	89430	83221
67-68	TDM 4 Cycle Detroit Diesel with Tandem Axle - Exc. Tilt Cab	22012096 3192892	O	O	83221
68	Cowl - Exc. School Bus	22012096 3192892	O	O	83221

6, 60, 6000 & 6500 SERIES

79-89	B6P042 School Bus (Axle codes F090, F120D)	22007753 22002295 22017531	O	O	83303				
	B6P042 School Bus w/15000 lb. or 17000 lb. Rear Springs	22012169 22012096	O	O	83221
	B6P042 School Bus w/18500 or 20800 lb. Rear Springs	22012166 22012095	O	O	83126	89430
79-80	W Chassis - 72" BBC Steel Tilt Cab	22007751	O	O	83303
		22002293	O	O	83126	89430
75-80	C, M, S Chassis - Conventional Cab and School Bus	4975510	O	O	83221
73-80	C, S, T Chassis - Conventional & Tilt Cab and School Bus with 5000 & 7000 lb. Axle	22007751	O	O	83303
		4940606 4975497 22007701 4940662 22002293 3192890 22012095	O	O	83126	89430
		22012169 3192892	O	O	83221
		22007751	O	O	83303
		3171069	O	O	85304
69-78	S-60 w/Air Brakes	4940606 22012166 22007701 22012095	O	O	83126	89430
		22007751	O	O	83303	
		3171069	O	O	85304	
69-78	S-60	4975510 3192892	O	O	83221	
73-75	C, M, S Chassis - Conventional Cab and School Bus with 5000 & 7000 lb. Axle	22007750 4975494 4975467	O	O	83207	89407
		SE, SS-60 thru Serial # 134487 (1975 1st Design)	22007750 4975494 22007700 4975467	O	O	83207	89407
73-74	SG, SM-60	3192890	O	O	83126	89430
		4940606	O	O	83126	89430	
		22002293	O	O	83126	89430	

APPLICATION GUIDE

Year	Fitment Notes	OEM#					
				Fleetline	GasSLX		Fleetline

CHEVROLET

CHEVROLET

6, 60, 6000 & 6500 SERIES (cont)

73-74	SG, SM-63	22007701	○	83126	89430	○
	SG, SM-64	22007751	○	83303	○
71-72	Conventional Cab & Tilt Cab with 9000 & 11000 lb. Axles	4940606 22012095	○	○	83126	89430
	TDM 4 Cycle Detroit Diesel with Tandem Axle	4940606 22012095	○	○	83126	89430
69-72	All - Exc. Tilt Cab	22012096 3192892	○	83221	○
69-70	D - D Forward Control with 9000 & 11000 lb. Axles - Exc. Tilt Cab	22012096 3192892	○	83221	○
68-69	All with 9000 & 11000 lb. Axles - Exc. Tilt Cab	4940606 22012095	○	83126	89430	○
67-68	TDM 4 Cycle Detroit Diesel with Tandem Axle - Exc. Tilt Cab	22012096 3192892	○	○	83221
68	Cowl - Exc. School Bus	22012096 3192892	○	83221	○

7, 70 & 7000 SERIES

79-89	C, M Chassis - 97" BBC Conventional Cab	22007753 22002295 22017531 22017530	○	83303	○
		22012166 22012095	○	○	83126	89430
83-84	S7T042 Forward Control Chassis w/17000, 18500, 21000, 23000 lb. Rear Axle	22012166 22012095	○	○	83126	89430
	STT042 Forward Control Chassis	3171069 22012065	○	85304	○
77-80	H, J Chassis - 92" BBC Conventional Cab	4963854 4984526	○	83216	○
73-80	H, J Chassis - 92" BBC Conventional Cab with V-6, V8 Diesel Engines	4940614 4963854	○	83216	○
	H, J, M Chassis - 92" & 114" BBC Conventional Cab	3171069 2204683	○	85304	○
	R Chassis - Rear Engine Bus	22012090 5552451	○	85308	89422	○
		5552456	○	○	85307
		5552552	○	○	85303	89422
	T, W Chassis - 72" BBC Steel Tilt Cab (4 x 2) with V-6 Diesel Engine	22007751	○	83303	○
4940606 4975497 22012095		○	83126	89430	○	
22012091 5552452		○	85303	89422	○	
66-72	72" BBC Steel Tilt Cab with V-6 2 Cycle Diesel Engine	3171462 3192890 22012095	○	83126	89430	○
	72" BBC Steel Tilt Cab with V-6 2 Cycle Diesel Engine with 17201 and 17221 Axle	22012096 3192892	○	○	83221
	72" BBC Steel Tilt Cab with V-6 2 Cycle Diesel Engine with 19101 and 19201 Axle	4940600	○	○	83209	89414
	92" BBC Conventional Cab	4940614 3192657 4963854	○	83216	○
	Conventional Cab with Tapered 2-Leaf Softride 11000 lb. Rating and F120 Axle (12000 lb.)	3171069 22052336 22046483	○	85304	○
	Conventional Cab With Tapered 2-Leaf Softride 7000 & 9000 lb. Rating and F070, F090, F120 Axle (7000, 9000 & 12000 lb.)	3171068 4940614 3192657 4963854 4963853	○	83216	○

8, 80 & 8000 SERIES

73-86	H, J, M Chassis - 92" & 114" BBC Conventional Cab	3171069 22052336 22046483	○	85304	○
79-82	H, J Chassis - 92" BBC Conventional Cab 4 x 2 with Air Suspension	3171069 22052336 22012065 22046483	○	○	85304

APPLICATION GUIDE

Year	Fitment Notes	OEM#					
				Fleetline	GasSLX		Fleetline

CHEVROLET

CHEVROLET

8, 80 & 8000 SERIES (cont)

73-81	H, J Chassis - 92" BBC Conventional Cab	4940614 4963854 4984526	O O	83216
73-80	R Chassis - Rear Engine Bus	22012090	O	85308	89422	
		5552451	O	O	85307
		22012091 5552452	O O	O O	85303	89422
70-80	T, W Chassis - 72" BBC Steel Tilt Cab with V-6 Gas Engine	22012091 5552452	O O	85303	89422	
66-72	92" BBC Conventional Cab	3171068 4940614 3192657 4963854 4963853	O O O O	83216
	92" BBC Conventional Cab with 7000 & 9000 lb. Axles - Exc. 2-Leaf Softride	3171069 22052336 22046483	O O O	85304
66-69	72" BBC Steel Tilt Cab	5544060	O O	85302	89420	

9000 SERIES

77-86	M, N Chassis - 114" BBC Conventional & 108" BBC Aluminum Conventional Cab with Rear GM Air-Ride Suspension (4 Req'd)	3171069 22052336 22012065 22046483	O O	85304
70-86	D, F Chassis - 54" BBC Aluminum Tilt Cab with Rear GM Air Ride Suspension (4 Req'd)	3171069 22052336 22012065 22046483	O O O	85304
	H, J Chassis - 92" BBC Conventional Cab	3171069 22052336 22046483	O O O	85304
70-80	T, W Chassis - 72" BBC Steel Tilt Cab	22012091 5552452	O O	85303	89422	
70-72	54" BBC Aluminum Tilt Cab 6 x 4	3171069 22052336 22046483	O O O	85304
	92" & 114" BBC Conventional Cab - Exc. 6 x 4	4940614 4963854	O O	83216
	92" & 114" BBC Conventional Cab 6 x 4	3171069 22052336 22046483	O O O	85304

B - SERIES - SCHOOL BUS

	Models with O.E.M. Number	88982682 15588554 22064230 15123676	 	83136
--	---------------------------	--	------	-------	------	--	------	------	------

B6

90-07	B6, B7 Model School Bus Chassis	15174902 22064232			 	85071
-------	---------------------------------	----------------------	--	------	------	--	------	-------	------	------

B7

93-02	With 15000, 19000, 21000 lb Multileaf Springs	15174902 22064232			 	85071
-------	---	----------------------	--	------	------	--	------	-------	------	------

C - SERIES (C6500, C7500, C8500) KODIAK

	Models with O.E.M. Number	88982684	 	83136
--	---------------------------	----------	------	-------	------	--	------	------	------

C60 KODIAK

90-96	Conventional Cab w/ Front Shock with O.E.M. Number	88982682 15588554 15887728 15174898 19152843 22064230 15123676	 	83136	
	Conventional Cab w/15000, 19000, 21000 lb Multileaf Springs	15174902 88982686 22064232	 		 	85071
	Conventional Cab w/19000, 21000, 23000 lb Taperleaf Springs (EXC Low Profile Vehicle)	22064233	 		 	83136

APPLICATION GUIDE

Year	Fitment Notes	OEM#					
				Fleetline	GasSLX		Fleetline

CHEVROLET

CHEVROLET

C5500 KODIAK (cont)

92-99	C Chassis - Conventional Cab with 9100 to 17500 lb Rear Axle	22064432				O	83221		
90-91	C Chassis - Conventional Cab	88982682 15588554 15887728 19152843 22064230 15123676		83136					
	C Chassis - Conventional Cab w/19000, 21000, 23000 lb Taperleaf Springs (EXC Low Profile Vehicle)	22064233					83136		
	C Chassis - Conventional Cab With 15000, 19000, 21000 lb Multileaf Springs	15174902 88982686 22064232					85071		
	C Chassis - Conventional Cab with 9100 to 17500 lb Rear Axle	22064432					83221		
	Truck Cabs with Link Cabmate Model GMC104TK	12020054 12010054 1201-0054 1202-0054							83021
83-89	C Chassis - Conventional Cab with 9100 to 17500 lb Rear Axle	22064432					83221		

C6500 KODIAK

97-09	Conventional Cab w/ Front Shock with O.E.M. Number	88982682 15588554 15887728 15174898 19152843 22064230 15123676							
	Conventional Cab w/15000, 19000, 21000 lb Multileaf Springs	15174902 88982686 22064232					85071		
	Conventional Cab w/19000, 21000, 23000 lb Taperleaf Springs (EXC Low Profile Vehicle)	22064233					83136		
	Models with Hendrickson Air Suspension (Stamping number 47902-13)	12474915 15963161					83122	89406	
	Models with Hendrickson Air Suspension with O.E.M. Number	60670-005 060665-003 12474917 15740554 59057-001 47902-29					83137		
	Truck Cabs with Link Cabmate Model GMC104TK	12020054 12010054 1201-0054 1202-0054							83021
97-99	Conventional Cab with 9100 to 17500 lb Rear Axle	22064432					83221		
83-96	Conventional Cab with 9100 to 17500 lb Rear Axle	22064432					83221		

C7500 KODIAK

97-09	Conventional Cab w/ Front Shock with O.E.M. Number	88982682 15588554 15887728 15174898 19152843 22064230 15123676							
	Conventional Cab w/15000, 19000, 21000 lb Multileaf Springs	15174902 88982686 22064232					85071		
	Conventional Cab w/19000, 21000, 23000 lb Taperleaf Springs (EXC Low Profile Vehicle)	22064233					83136		
	Models with Hendrickson Air Suspension (Stamping number 47902-13)	12474915 15963161					83122	89406	
	Models with Hendrickson Air Suspension with O.E.M. Number	60670-005 060665-003 12474917 15740554 59057-001 47902-29					83137		
	Truck Cabs with Link Cabmate Model GMC104TK	12020054 12010054 1201-0054 1202-0054							83021
97-99	Conventional Cab with 9100 to 17500 lb Rear Axle	22064432					83221		

APPLICATION GUIDE

Year	Fitment Notes	OEM#					
				Fleetline	GasSLX		Fleetline

CHEVROLET

CHEVROLET

SILVERADO 5500 HD (cont)

19-22	Models with IROS Rear	4214011C2					85670		
-------	-----------------------	-----------	--	--	--	--	-------	--	--

SILVERADO 6500 HD

19-23	Models with 11K, 13.5K or 15.5K VARI-RATE Rear Suspension	4208946C1 4206863C1					83398		
	Models with Taperleaf Front	4109582C1 4089293C1 4109583C1 4207304C1		83397
19-22	Models with 4 x 4 Rear	4109458C2					83243		
	Models with 7,000 to 8,000 lb Front Axle	3989717C1		83135
	Models with IROS Rear	4214011C2		85670

T5500

97-09	FL1 Tilt Cab with 8100 lb Axle	22165188 22165187 22064804 22064805		83136					
	FL2 Tilt Cab with 5000 to 11000 lb Axle	22166442 22064807		83136
	FL3 Tilt Cab with 14575 lb Axle	22165189 22064806		83136
90-06	Tilt Cab w/15000, 19000, 21000 lb Multileaf Springs	15174902 22064232			85071
92-99	Tilt Cab w/19000, 21000, 23000 lb Taperleaf Springs (EXC Low Profile Veh.)	22064233			83136

T6500

04-09	FL1 Tilt Cab with 8100 lb Axle	22165188 22165187 22064804 22064805		83136					
	FL2 Tilt Cab with 5000 to 11000 lb Axle	22166442 22064807		83136
	FL3 Tilt Cab with 14575 lb Axle	22165189 22064806		83136
04-06	Tilt Cab w/15000, 19000, 21000 lb Multileaf Springs	15174902 22064232			85071
03	FL1 Tilt Cab with 8100 lb Axle	22165188 22165187 22064804 22064805		83136					
	FL2 Tilt Cab with 5000 to 11000 lb Axle	22166442 22064807		83136
	FL3 Tilt Cab with 14575 lb Axle	22165189 22064806		83136
	Tilt Cab w/15000, 19000, 21000 lb Multileaf Springs	15174902 22064232			85071
97-02	FL1 Tilt Cab with 8100 lb Axle	22165188 22165187 22064804 22064805		83136					
	FL2 Tilt Cab with 5000 to 11000 lb Axle	22166442 22064807		83136
	FL3 Tilt Cab with 14575 lb Axle	22165189 22064806		83136
	Tilt Cab w/15000, 19000, 21000 lb Multileaf Springs	15174902 22064232			85071
97-99	Tilt Cab w/19000, 21000, 23000 lb Taperleaf Springs (EXC Low Profile Veh.)	22064233			83136
99	Models with Hendrickson Air Suspension (Stamping number 47902-13)	12474915 15963161			83122	89406
92-96	Tilt Cab w/19000, 21000, 23000 lb Taperleaf Springs (EXC Low Profile Veh.)	22064233			83136
90-96	Tilt Cab w/15000, 19000, 21000 lb Multileaf Springs	15174902 22064232			85071

T7500

04-09	FL1 Tilt Cab with 8100 lb Axle	22165188 22165187 22064804 22064805		83136					
-------	--------------------------------	--	--	-------	--	--	--	--	--

APPLICATION GUIDE

Year	Fitment Notes	OEM#					
			Fleetline	GasSLX	Fleetline	GasSLX	Cab Shock/ Specialty Shock

CHEVROLET

CHEVROLET

T7500 (cont)

04-09	FL2 Tilt Cab with 5000 to 11000 lb Axle	22166442 22064807		83136
	FL3 Tilt Cab with 14575 lb Axle	22165189 22064806		83136
04-06	Tilt Cab w/15000, 19000, 21000 lb Multileaf Springs	15174902 22064232			85071
03	FL1 Tilt Cab with 8100 lb Axle	22165188 22165187 22064804 22064805		83136
	FL2 Tilt Cab with 5000 to 11000 lb Axle	22166442 22064807		83136
	FL3 Tilt Cab with 14575 lb Axle	22165189 22064806		83136
	Tilt Cab w/15000, 19000, 21000 lb Multileaf Springs	15174902 22064232			85071
97-02	FL1 Tilt Cab with 8100 lb Axle	22165188 22165187 22064804 22064805		83136
	FL2 Tilt Cab with 5000 to 11000 lb Axle	22166442 22064807		83136
	FL3 Tilt Cab with 14575 lb Axle	22165189 22064806		83136
	Tilt Cab w/15000, 19000, 21000 lb Multileaf Springs	15174902 22064232			85071
97-99	Tilt Cab w/19000, 21000, 23000 lb Taperleaf Springs (EXC Low Profile Veh.)	22064233			83136
99	Models with Hendrickson Air Suspension (Stamping number 47902-13)	12474915 15963161			83122	89406
92-96	Tilt Cab w/19000, 21000, 23000 lb Taperleaf Springs (EXC Low Profile Veh.)	22064233			83136
90-96	Tilt Cab w/15000, 19000, 21000 lb Multileaf Springs	15174902 22064232			85071

T8500

04-09	FL1 Tilt Cab with 8100 lb Axle	22165188 22165187 22064804 22064805		83136
	FL2 Tilt Cab with 5000 to 11000 lb Axle	22166442 22064807		83136
	FL3 Tilt Cab with 14575 lb Axle	22165189 22064806		83136
	Models with Hendrickson Air Suspension (Stamping number 47902-13)	12474915 15963161			83122	89406
04-06	Tilt Cab w/15000, 19000, 21000 lb Multileaf Springs	15174902 22064232			85071
98-03	FL1 Tilt Cab with 8100 lb Axle	22165188 22165187 22064804 22064805		83136
	FL2 Tilt Cab with 5000 to 11000 lb Axle	22166442 22064807		83136
	FL3 Tilt Cab with 14575 lb Axle	22165189 22064806		83136
90-03	Tilt Cab w/15000, 19000, 21000 lb Multileaf Springs	15174902 22064232			85071
98-99	Tilt Cab w/19000, 21000, 23000 lb Taperleaf Springs (EXC Low Profile Veh.)	22064233			83136



VAN 1 TON, P SERIES

92-96	Motorhome Chassis	22064233			83136
-------	-------------------	----------	--	------	------	--	-------	------	------

VARIOUS

	Bruin Tractors with J9 Cabs with Link Cabmate Model GMC92J9	12020012 1202-0012		83023
	Kodiak Truck Cabs with Link Cabmate Model GMC92TK	12020012 1202-0012		83023
	Titan Cabover (Sleeper & Non-Sleeper Trucks) with Link Cabmate Model GMC-2P-A	12020032 1202-0032		83016


APPLICATION GUIDE

Year	Fitment Notes	OEM#					
			Fleetline	GasSLX	Fleetline	GasSLX	Cab Shock/ Specialty Shock


CHEVROLET

CHEVROLET


W4500 TILTMASTER

87-10	Models with 11000 lb & 13000 lb Suspension	9516306471 97083029 94454987 98232671 97083027 8972536200 97253620 8-97253-620-0 8944549870 8944549860 9-51630-647-1 8-94454-986-0 8-94454-987-0		83515
-------	--	--	---	-------	------	------	------	------

W5500 TILTMASTER

88-10	Models with 11000 lb & 13000 lb Suspension	97253620		83515
-------	--	----------	---	-------	------	------	------	------



W6500 TILTMASTER

87-96	Models with 11000 lb & 13000 lb Suspension	1516301681 1-51630-168-1		83515
-------	--	-----------------------------	---	-------	------	------	------	------

CHRYSLER

CHRYSLER






MOTORHOME CHASSIS

73-81	M & R-300, 400, 500 Motorhome Chassis	3638112			G63183
63-72	M-300, M-375 & R-375 Motorhome Chassis	2961043 3633744			G63183

CLARK EQUIPMENT



CLARK EQUIPMENT

VARIOUS

	Model 130885 (Air Suspension)	5532675			85307
	Ross Carrier	680042		85301	
		355778		85315	

CNH GLOBAL NV.




CNH GLOBAL NV.

	Models with O.E.M. Number	87268250			83021
		87019546			83022


COACH HOUSE

COACH HOUSE



PLATINUM

03-24	Motorhomes with Ford E450 Chassis	ASH1154 8C2418045DA 8C2Z-18124-D 8C2Z18124D 8C24-18045-DA ASH-1154 AT163G AT-163G		G63622	
		8C24-18080-DB 8C2Z18125D ASH-1136 8C2Z-18125-D AT164G 8C2418080DB ASH1136 AT-164G			G63623

PLATINUM III

21-22	MotorHomes with Ford Transit-350 Chassis				G64177
-------	--	--	--	------	------	---	--------	------	------

PLATINUM IV

23-24	Motorhomes with Ford E450 Chassis	ASH1154 8C2418045DA 8C2Z-18124-D 8C2Z18124D 8C24-18045-DA ASH-1154 AT163G AT-163G		G63622	
-------	-----------------------------------	--	---	--------	------	---	------	------	------

APPLICATION GUIDE

Year	Fitment Notes	OEM#					
			Fleetline	GasSLX	Fleetline	GasSLX	Cab Shock Specialty Shock

COACH HOUSE

COACH HOUSE

PLATINUM IV (cont)

23-24	Motorhomes with Ford E450 Chassis	8C24-18080-DB 8C2Z18125D ASH-1136 8C2Z-18125-D AT164G 8C2418080DB ASH1136 AT-164G	G63623
-------	-----------------------------------	--	------	------	--------	------	------





COACHMEN

COACHMEN

AURORA

09	MotorHomes with Ford F53 Chassis with 16,000 lb GVW to 22,000 lb GVW	ASH-1229 ASH-1228 9U94-18045-AA ASH-1205 AT-620 ASH25823 ASH-1022 ASH1022 1C3418045JA ASH-25822 ASH1205 ASH-25823 ASH1228 ASH1229 AT620 1C34-18045-JA AT766 9U9Z18124A ASH294 1C3418045AA 1C34-18045-AA ASH-294 9U9418045AA 9U9Z-18124-A ASH25822 AT-766	83209	89414
		9U9Z18125A ASH-1206 ASH137 AT-621 ASH-25824 ASH-1023 ASH25824 ASH-1230 9U9418080AA ASH1230 ASH1023 9U94-18080-AA 9U9Z-18125-A AT621 ASH1206 ASH-137	83122	89406
08	MotorHomes with Ford F53 Chassis with 16,000 lb GVW to 22,000 lb GVW	ASH-1229 ASH-1228 9U94-18045-AA ASH-1205 AT-620 ASH25823 ASH-1022 ASH1022 1C3418045JA ASH-25822 ASH1205 ASH-25823 ASH1228 ASH1229 AT620 1C34-18045-JA AT766 9U9Z18124A ASH294 1C3418045AA 1C34-18045-AA ASH-294 9U9418045AA 9U9Z-18124-A ASH25822 AT-766	83209	89414
		ASH-1229 ASH-1228 9U94-18045-AA ASH-1205 AT-620 ASH25823 ASH-1022 ASH1022 1C3418045JA ASH-25822 ASH1205 ASH-25823 ASH1228 ASH1229 AT620 1C34-18045-JA AT766 9U9Z18124A ASH294 1C3418045AA 1C34-18045-AA ASH-294 9U9418045AA 9U9Z-18124-A ASH25822 AT-766

APPLICATION GUIDE

Year	Fitment Notes	OEM#					
				Fleetline	GasSLX		Fleetline

COACHMEN

COACHMEN

AURORA (cont)

08	MotorHomes with Ford F53 Chassis with 16,000 lb GVW to 22,000 lb GVW	9U9Z18125A ASH-1206 ASH137 AT-621 ASH-25824 ASH-1023 ASH25824 ASH-1230 9U9418080AA ASH1230 ASH1023 9U94-18080-AA 9U9Z-18125-A AT621 ASH1206 ASH-137	OO	83122	89406
07	MotorHomes with Ford F53 Chassis with 16,000 lb GVW to 22,000 lb GVW	ASH-1229 ASH-1228 9U94-18045-AA ASH-1205 AT-620 ASH25823 ASH-1022 ASH1022 1C3418045JA ASH-25822 ASH1205 ASH-25823 ASH1228 ASH1229 AT620 1C34-18045-JA AT766 9U9Z18124A ASH294 1C3418045AA 1C34-18045-AA ASH-294 9U9418045AA 9U9Z-18124-A ASH25822 AT-766	OO	83209	89414
		9U9Z18125A ASH-1206 ASH137 AT-621 ASH-25824 ASH-1023 ASH25824 ASH-1230 9U9418080AA ASH1230 ASH1023 9U94-18080-AA 9U9Z-18125-A AT621 ASH1206 ASH-137	OO	83122	89406
04-06	MotorHomes with Ford F53 Chassis with 16,000 lb GVW to 22,000 lb GVW	ASH-1229 ASH-1228 9U94-18045-AA ASH-1205 AT-620 ASH25823 ASH-1022 ASH1022 1C3418045JA ASH-25822 ASH1205 ASH-25823 ASH1228 ASH1229 AT620 1C34-18045-JA AT766 9U9Z18124A ASH294 1C3418045AA 1C34-18045-AA ASH-294 9U9418045AA 9U9Z-18124-A ASH25822 AT-766	OO	83209	89414

APPLICATION GUIDE

Year	Fitment Notes	OEM#					
				Fleetline	GasSLX		Fleetline

COACHMEN

AURORA (cont)

COACHMEN

04-06	MotorHomes with Ford F53 Chassis with 16,000 lb GVW to 22,000 lb GVW	9U9Z18125A ASH-1206 ASH137 AT-621 ASH-25824 ASH-1023 ASH25824 ASH-1230 9U9418080AA ASH1230 ASH1023 9U94-18080-AA 9U9Z-18125-A AT621 ASH1206 ASH-137		83122	89406
-------	--	--	------	------	--	-------	-------	------

BEYOND

19-22	MotorHomes with Ford Transit-350 Chassis			G64177
-------	--	--	------	------	--	--------	------	------

CATALINA

	MotorHomes with Ford E350 or E450 Chassis	ASH1154 8C2418045DA 8C2Z-18124-D 8C2Z18124D 8C24-18045-DA ASH-1154 AT163G AT-163G	G63622
		8C24-18080-DB 8C2Z18125D ASH-1136 8C2Z-18125-D AT164G 8C2418080DB ASH1136 AT-164G		G63623

CLASS A MOTORHOMES

	MotorHomes with Freightliner XC Chassis	66153-002 66153002 F4-BE5-C832-MO F4BE5C832MO	83124	89407	
--	---	--	-------	-------	--	------	------	------

CONCORD

24	MotorHomes with Ford E350 or E450 Chassis	ASH1154 8C2418045DA 8C2Z-18124-D 8C2Z18124D 8C24-18045-DA ASH-1154 AT163G AT-163G	G63622
		8C24-18080-DB 8C2Z18125D ASH-1136 8C2Z-18125-D AT164G 8C2418080DB ASH1136 AT-164G		G63623
23	MotorHomes with Ford E350 or E450 Chassis	8C2418045DA 8C2Z-18124-D 8C2Z18124D 8C24-18045-DA ASH-1154 AT163G AT-163G	G63622
		8C24-18080-DB 8C2Z18125D ASH-1136 8C2Z-18125-D AT164G 8C2418080DB ASH1136 AT-164G		G63623
20-22	MotorHomes with Ford E350 or E450 Chassis	ASH1154 8C2418045DA 8C2Z-18124-D 8C2Z18124D 8C24-18045-DA ASH-1154 AT163G AT-163G	G63622

APPLICATION GUIDE

Year	Fitment Notes	OEM#					
				Fleetline	GasSLX		Fleetline

COACHMEN

COACHMEN

CONCORD (cont)

20-22	MotorHomes with Ford E350 or E450 Chassis	8C24-18080-DB 8C2Z18125D ASH-1136 8C2Z-18125-D AT164G 8C2418080DB ASH1136 AT-164G							
07-19	MotorHomes with Ford E350 or E450 Chassis	ASH1154 8C2418045DA 8C2Z-18124-D 8C2Z18124D 8C24-18045-DA ASH-1154 AT163G AT-163G		O	G63622		O	G63623	
		8C24-18080-DB 8C2Z18125D ASH-1136 8C2Z-18125-D AT164G 8C2418080DB ASH1136 AT-164G		O	G63623		O	G63623	
04-06	MotorHomes with Ford E350 or E450 Chassis	ASH1154 8C2418045DA 8C2Z-18124-D 8C2Z18124D 8C24-18045-DA ASH-1154 AT163G AT-163G		O	G63622		O	G63623	
		8C24-18080-DB 8C2Z18125D ASH-1136 8C2Z-18125-D AT164G 8C2418080DB ASH1136 AT-164G		O	G63623		O	G63623	

CROSS COUNTRY

06	MotorHomes with Freightliner XC Chassis	16-16874-000 1616874000 1616737000 16-16737-000 141700131810		O	83160		O	85029	
		1618103000 16-18103-000 48170000493		I	85900		I	85029	
		1616873000 16-16873-000 141700131809 1616736000 16-16736-000		O	85029		O	85029	

CROSS COUNTRY ELITE

03-05	MotorHomes with Freightliner XC Chassis	16-16874-000 1616874000 1616737000 16-16737-000 141700131810		O	83160		O	85029	
		1618103000 16-18103-000 48170000493		I	85900		I	85029	
		1616873000 16-16873-000 141700131809 1616736000 16-16736-000		O	85029		O	85029	

CROSS COUNTRY SE

03-05	MotorHomes with Freightliner XC Chassis	16-16874-000 1616874000 1616737000 16-16737-000 141700131810		O	83160		O	85029	
		1618103000 16-18103-000 48170000493		I	85900		I	85029	

APPLICATION GUIDE

Year	Fitment Notes	OEM#					
				Fleetline	GasSLX		Fleetline

COACHMEN

COACHMEN

CROSS COUNTRY SE (cont)

03-05	MotorHomes with Freightliner XC Chassis	1616873000 16-16873-000 141700131809 1616736000 16-16736-000	 	85029
-------	---	--	------	------	------	-------	------	------

CROSS TRAIL TRANSIT

21-22	MotorHomes with Ford Transit-350 Chassis		 	G64177
-------	--	--	------	------	------	--------	------	------





ENCORE

21-24	MotorHomes with Ford F53 Chassis with 16,000 lb GVW to 22,000 lb GVW	ASH-1229 ASH-1228 9U94-18045-AA ASH-1205 AT-620 ASH25823 ASH-1022 ASH1022 1C3418045JA ASH-25822 ASH1205 ASH-25823 ASH1228 ASH1229 AT620 1C34-18045-JA AT766 9U9Z18124A ASH294 1C3418045AA 1C34-18045-AA ASH-294 9U9418045AA 9U9Z-18124-A ASH25822 AT-766	83209	89414	
			 	83122	89406		
		9U9Z18125A ASH-1206 ASH137 AT-621 ASH-25824 ASH-1023 ASH25824 ASH-1230 9U9418080AA ASH1230 ASH1023 9U94-18080-AA 9U9Z-18125-A AT621 ASH1206 ASH-137	 	83122	89406

ENCOUNTER

11-16	MotorHomes with Ford F53 Chassis with 16,000 lb GVW to 22,000 lb GVW	ASH-1229 ASH-1228 9U94-18045-AA ASH-1205 AT-620 ASH25823 ASH-1022 ASH1022 1C3418045JA ASH-25822 ASH1205 ASH-25823 ASH1228 ASH1229 AT620 1C34-18045-JA AT766 9U9Z18124A ASH294 1C3418045AA 1C34-18045-AA ASH-294 9U9418045AA 9U9Z-18124-A ASH25822 AT-766	83209	89414	
-------	--	---	-------	-------	------	------	------	------



APPLICATION GUIDE

Year	Fitment Notes	OEM#					
				Fleetline	GasSLX		Fleetline







COACHMEN

COACHMEN







ENCOUNTER (cont)

11-16	MotorHomes with Ford F53 Chassis with 16,000 lb GVW to 22,000 lb GVW	9U9Z18125A ASH-1206 ASH137 AT-621 ASH-25824 ASH-1023 ASH25824 ASH-1230 9U9418080AA ASH1230 ASH1023 9U94-18080-AA 9U9Z-18125-A AT621 ASH1206 ASH-137			83122	89406
-------	--	--	---	------	------	---	-------	-------	------





FREEDOM EXPRESS

09	MotorHomes with Ford E350 or E450 Chassis	ASH1154 8C2418045DA 8C2Z-18124-D 8C2Z18124D 8C24-18045-DA ASH-1154 AT163G AT-163G		G63622	
		8C24-18080-DB 8C2Z18125D ASH-1136 8C2Z-18125-D AT164G 8C2418080DB ASH1136 AT-164G		G63623	
04-08	MotorHomes with Ford E350 or E450 Chassis	ASH1154 8C2418045DA 8C2Z-18124-D 8C2Z18124D 8C24-18045-DA ASH-1154 AT163G AT-163G		G63622	
		8C24-18080-DB 8C2Z18125D ASH-1136 8C2Z-18125-D AT164G 8C2418080DB ASH1136 AT-164G		G63623	

FREELANDER

08-24	MotorHomes with Ford E350 or E450 Chassis	ASH1154 8C2418045DA 8C2Z-18124-D 8C2Z18124D 8C24-18045-DA ASH-1154 AT163G AT-163G		G63622	
		8C24-18080-DB 8C2Z18125D ASH-1136 8C2Z-18125-D AT164G 8C2418080DB ASH1136 AT-164G		G63623	
03-07	MotorHomes with Ford E350 or E450 Chassis	ASH1154 8C2418045DA 8C2Z-18124-D 8C2Z18124D 8C24-18045-DA ASH-1154 AT163G AT-163G		G63622	
		8C24-18080-DB 8C2Z18125D ASH-1136 8C2Z-18125-D AT164G 8C2418080DB ASH1136 AT-164G		G63623	













APPLICATION GUIDE

Year	Fitment Notes	OEM#					
				Fleetline	GasSLX		Fleetline

COACHMEN

LEPRECHAUN

COACHMEN

11-23	MotorHomes with Ford E350 or E450 Chassis	ASH1154 8C2418045DA 8C2Z-18124-D 8C2Z18124D 8C24-18045-DA ASH-1154 AT163G AT-163G		G63622
		8C24-18080-DB 8C2Z18125D ASH-1136 8C2Z-18125-D AT164G 8C2418080DB ASH1136 AT-164G			G63623
10	MotorHomes with Ford E350 or E450 Chassis	ASH1154 8C2418045DA 8C2Z-18124-D 8C2Z18124D 8C24-18045-DA ASH-1154 AT163G AT-163G		G63622	
		8C24-18080-DB 8C2Z18125D ASH-1136 8C2Z-18125-D AT164G 8C2418080DB ASH1136 AT-164G			G63623
08-09	MotorHomes with Ford E350 or E450 Chassis	ASH1154 8C2418045DA 8C2Z-18124-D 8C2Z18124D 8C24-18045-DA ASH-1154 AT163G AT-163G		G63622	
		8C24-18080-DB 8C2Z18125D ASH-1136 8C2Z-18125-D AT164G 8C2418080DB ASH1136 AT-164G			G63623
03-07	MotorHomes with Ford E350 or E450 Chassis	ASH1154 8C2418045DA 8C2Z-18124-D 8C2Z18124D 8C24-18045-DA ASH-1154 AT163G AT-163G		G63622	
		8C24-18080-DB 8C2Z18125D ASH-1136 8C2Z-18125-D AT164G 8C2418080DB ASH1136 AT-164G			G63623

APPLICATION GUIDE

Year	Fitment Notes	OEM#					
				Fleetline	GasSLX		Fleetline

COACHMEN

COACHMEN

MIRADA

08-24	MotorHomes with Ford F53 Chassis with 16,000 lb GVW to 22,000 lb GVW	ASH-1229 ASH-1228 9U94-18045-AA ASH-1205 AT-620 ASH25823 ASH-1022 ASH1022 1C3418045JA ASH-25822 ASH1205 ASH-25823 ASH1228 ASH1229 AT620 1C34-18045-JA AT766 9U9Z18124A ASH294 1C3418045AA 1C34-18045-AA ASH-294 9U9418045AA 9U9Z-18124-A ASH25822 AT-766	O/O	83209	89414
		9U9Z18125A ASH-1206 ASH137 AT-621 ASH-25824 ASH-1023 ASH25824 ASH-1230 9U9418080AA ASH1230 ASH1023 9U94-18080-AA 9U9Z-18125-A AT621 ASH1206 ASH-137	O/O	83122	89406
99-07	MotorHomes with Ford F53 Chassis with 16,000 lb GVW to 22,000 lb GVW	ASH-1229 ASH-1228 9U94-18045-AA ASH-1205 AT-620 ASH25823 ASH-1022 ASH1022 1C3418045JA ASH-25822 ASH1205 ASH-25823 ASH1228 ASH1229 AT620 1C34-18045-JA AT766 9U9Z18124A ASH294 1C3418045AA 1C34-18045-AA ASH-294 9U9418045AA 9U9Z-18124-A ASH25822 AT-766	O/O	83209	89414
		9U9Z18125A ASH-1206 ASH137 AT-621 ASH-25824 ASH-1023 ASH25824 ASH-1230 9U9418080AA ASH1230 ASH1023 9U94-18080-AA 9U9Z-18125-A AT621 ASH1206 ASH-137	O/O	83122	89406

APPLICATION GUIDE

Year	Fitment Notes	OEM#					
				Fleetline	GasSLX		Fleetline

COACHMEN

PATHFINDER

COACHMEN

98-03	MotorHomes with Ford E350 or E450 Chassis	ASH1154 8C2418045DA 8C2Z-18124-D 8C2Z18124D 8C24-18045-DA ASH-1154 AT163G AT-163G	 	G63622
		8C24-18080-DB 8C2Z18125D ASH-1136 8C2Z-18125-D AT164G 8C2418080DB ASH1136 AT-164G	 	 	G63623

PURSUIT

13-24	MotorHomes with Ford F53 Chassis with 16,000 lb GVW to 22,000 lb GVW	ASH-1229 ASH-1228 9U94-18045-AA ASH-1205 AT-620 ASH25823 ASH-1022 ASH1022 1C3418045JA ASH-25822 ASH1205 ASH-25823 ASH1228 ASH1229 AT620 1C34-18045-JA AT766 9U9Z18124A ASH294 1C3418045AA 1C34-18045-AA ASH-294 9U9418045AA 9U9Z-18124-A ASH25822 AT-766	 	83209	89414
		9U9Z18125A ASH-1206 ASH137 AT-621 ASH-25824 ASH-1023 ASH25824 ASH-1230 9U9418080AA ASH1230 ASH1023 9U94-18080-AA 9U9Z-18125-A AT621 ASH1206 ASH-137	 	 	83122	89406
04-12	MotorHomes with Ford F53 Chassis with 16,000 lb GVW to 22,000 lb GVW	ASH-1229 ASH-1228 9U94-18045-AA ASH-1205 AT-620 ASH25823 ASH-1022 ASH1022 1C3418045JA ASH-25822 ASH1205 ASH-25823 ASH1228 ASH1229 AT620 1C34-18045-JA AT766 9U9Z18124A ASH294 1C3418045AA 1C34-18045-AA ASH-294 9U9418045AA 9U9Z-18124-A ASH25822 AT-766	 	83209	89414

APPLICATION GUIDE

Year	Fitment Notes	OEM#					
				Fleetline	GasSLX		Fleetline

COACHMEN

COACHMEN

PURSUIT (cont)

04-12	MotorHomes with Ford F53 Chassis with 16,000 lb GVW to 22,000 lb GVW	9U9Z18125A ASH-1206 ASH137 AT-621 ASH-25824 ASH-1023 ASH25824 ASH-1230 9U9418080AA ASH1230 ASH1023 9U94-18080-AA 9U9Z-18125-A AT621 ASH1206 ASH-137			83122	89406
-------	--	--	--	------	------	--	-------	-------	------

SANTARA

99-06	MotorHomes with Ford E350 or E450 Chassis	ASH1154 8C2418045DA 8C2Z-18124-D 8C2Z18124D 8C24-18045-DA ASH-1154 AT163G AT-163G		G63622
		8C24-18080-DB 8C2Z18125D ASH-1136 8C2Z-18125-D AT164G 8C2418080DB ASH1136 AT-164G			G63623

COLLINS BUS CORP.

COLLINS BUS CORP.

VARIOUS

	Type A School Bus models with Ford E350 & E450 Chassis (Up to 2022)	ASH1154 ASH-1154		G63622
		ASH-1136 ASH1136			G63623

CONTINENTAL TRAILWAYS-EAGLE INTL.

CONTINENTAL TRAILWAYS-EAGLE INTL.

	Buses with O.E.M. Number	5532026		85304	
		6-05-5 6055 01-0100-020 010100020		85307
	Silver Eagle	5394467 70041		85305
		70039 680091 01-0100-905 010100905		85303	89422	

COUNTRY COACH

COUNTRY COACH

AFFINITY

01-10	MotorHomes with Neway IFS			85029
00-10	MotorHomes with Gillig Chassis w/ Neway I-beam front			85723
	MotorHomes with Ridewell Rear Suspension				85734
	MotorHomes with Ridewell Suspension			85712
00	MotorHomes with Neway IFS			85029		83124	89407

ALLURE

00-04	MotorHomes with Gillig Chassis w/ Neway I-beam front			85723
-------	--	--	--	-------	------	--	------	------	------

CONCEPT

00	MotorHomes with Gillig Chassis w/ Neway I-beam front			85723
	MotorHomes with Neway IFS			85029		83124	89407
	MotorHomes with Ridewell Rear Suspension				85734

APPLICATION GUIDE

Year	Fitment Notes	OEM#	 Fleetline GasSLX		 Fleetline GasSLX Cab Shock/ Specialty Shock		
			<input type="checkbox"/>	<input type="checkbox"/>	<input type="checkbox"/>	<input type="checkbox"/>	<input type="checkbox"/>

COUNTRY COACH

CONCEPT (cont)

00	MotorHomes with Ridewell Suspension		<input type="checkbox"/> 85712 	
----	-------------------------------------	--	---------------------------------------	--

INTRIGUE

00-04	MotorHomes with Gillig Chassis w/ Neway I-beam front		<input type="checkbox"/> 85723 	
-------	--	--	---------------------------------------	--

MAGNA

00-04	MotorHomes with Gillig Chassis w/ Neway I-beam front		<input type="checkbox"/> 85723 	
	MotorHomes with Neway IFS		<input type="checkbox"/> 85029 	<input type="checkbox"/> 83124 89407
	MotorHomes with Ridewell Rear Suspension		<input type="checkbox"/>	<input type="checkbox"/> 85734
	MotorHomes with Ridewell Suspension		<input type="checkbox"/> 85712 	

MAGNA 630

05-10	MotorHomes with Gillig Chassis w/ Neway I-beam front		<input type="checkbox"/> 85723 	
	MotorHomes with Neway IFS		<input type="checkbox"/> 85029 	<input type="checkbox"/> 83124 89407
	MotorHomes with Ridewell Rear Suspension		<input type="checkbox"/>	<input type="checkbox"/> 85734
	MotorHomes with Ridewell Suspension		<input type="checkbox"/> 85712 	

CRANE CARRIER

VARIOUS

	Models with Hendrickson HMX 400 Haulmax (with 16.5" Saddle)	60680-004L 60680-004 64178-001 60680004 60680004L 64178001		<input type="checkbox"/> 83143
	Models with Ridewell RDS-209 Tandem Air Drive Suspension	1310002		<input type="checkbox"/> 665937
	Models with Ridewell Truck Air-Ride Suspension with O.E.M. Number	1265157B000		<input type="checkbox"/> 85712

CRANE CARRIER

CROWN COACH

CROWN COACH

	All with Steel Spring Suspension	5532026	<input type="checkbox"/> 85304 	
		3188729	<input type="checkbox"/> 85303 89422	
	Models with O.E.M. Number	5532036	<input type="checkbox"/> 85734 	

CUNHA PRODUCTS OHD

CUNHA PRODUCTS OHD

	Truck Dollies	CP-5222 CP5222		<input type="checkbox"/> 85315
--	---------------	-------------------	--	---------------------------------------

CUSH CORPORATION

CUSH CORPORATION

TRAILER SUSPENSIONS - LOW MOUNT

	25k UnderMount Econo 6/9	C0078		<input type="checkbox"/> 85000 89436
	CompacTrac 4.5/7 RH	C0078		<input type="checkbox"/> 85000 89436
	CP Competitor Series (U-Bolted) 25K & 30K	C0226		<input type="checkbox"/> 85064
	DiscMATE LowMount 25K Disc Brake	C0062-D C0062D		<input type="checkbox"/> 85000 89436
	Performance Yoke-8in 25K Undermount	C0062-D C0062D		<input type="checkbox"/> 85000 89436
	RideBest 25KHD 6	C0062-D C0062D		<input type="checkbox"/> 85000 89436
	RideBest 25KHD 8	C0062-D C0062D		<input type="checkbox"/> 85000 89436
	RideBest Yoke 25KHD 9	C0062-D C0062D		<input type="checkbox"/> 85000 89436
	RoughNeck Series, Cush Integrated, LowMount 30k	C0226		<input type="checkbox"/> 85064
	RoughNeck, Cush Integrated, LowMount 25K	C0062-D C0062D		<input type="checkbox"/> 85000 89436

APPLICATION GUIDE

Year	Fitment Notes	OEM#					
			Fleetline	GasSLX	Fleetline	GasSLX	Cab Shock/ Specialty Shock

CUSH CORPORATION

CUSH CORPORATION

TRAILER SUSPENSIONS - TOP MOUNT

	CLT-25 CushLITE BigFOOT (245 Style)	C0078	OO	85000	89436
	CLX25-317 CushLITE BigFOOT (317 style)	C0078	OO	85000	89436
	CP Performance Top Mount	C0226	OO	85064
	CT250TB Top Mount High Travel (U-Bolted)	C0226	OO	85064
	DiscMATE 25K Roughneck Topmount	C0226	OO	85064
	RideBest 25K TopMount	C0226	OO	85064
	RideBest 25KHD TopMount 14-19	C0226	OO	85064
	RoughNeck Series, Cush Integrated, TopMount 25K	C04045	OO	85045
	RoughNeck Series, Cush Integrated, TopMount 30K	C0226	OO	85064

VARIOUS

	Models with O.E.M. Number	C0227	OO	85014
		C0228	OO	85005	89430

DAMON

DAMON





CHALLENGER

00-14	MotorHomes with Ford F53 Chassis with 16,000 lb GVW to 22,000 lb GVW	ASH-1229 ASH-1228 9U94-18045-AA ASH-1205 AT-620 ASH25823 ASH-1022 ASH1022 1C3418045JA ASH-25822 ASH1205 ASH-25823 ASH1228 ASH1229 AT620 1C34-18045-JA AT766 9U9Z18124A ASH294 1C3418045AA 1C34-18045-AA ASH-294 9U9418045AA 9U9Z-18124-A ASH25822 AT-766	OO	83209	89414
		9U9Z18125A ASH-1206 ASH137 AT-621 ASH-25824 ASH-1023 ASH25824 ASH-1230 9U9418080AA ASH1230 ASH1023 9U94-18080-AA 9U9Z-18125-A AT621 ASH1206 ASH-137	OO	83122	89406

CLASS A MOTORHOMES

04-11	Models with Workhorse W20 , W22, & W24 MotorHome Chassis with O.E.M. Number	W0005663 F4BE5F325HO F4-BE5-F325-HO 24153256 24-153256		85124
-------	---	--	------	------	--	-------	------	------

APPLICATION GUIDE

Year	Fitment Notes	OEM#					
				Fleetline	GasSLX		Fleetline

DAMON

DAMON

DAYBREAK (cont)

00-11	MotorHomes with Ford F53 Chassis with 16,000 lb GVW to 22,000 lb GVW	9U9Z18125A ASH-1206 ASH137 AT-621 ASH-25824 ASH-1023 ASH25824 ASH-1230 9U9418080AA ASH1230 ASH1023 9U94-18080-AA 9U9Z-18125-A AT621 ASH1206 ASH-137	OO	83122	89406
99	MotorHomes with Ford F53 Chassis with 16,000 lb GVW to 22,000 lb GVW	ASH-1229 ASH-1228 9U94-18045-AA ASH-1205 AT-620 ASH25823 ASH-1022 ASH1022 1C3418045JA ASH-25822 ASH1205 ASH-25823 ASH1228 ASH1229 AT620 1C34-18045-JA AT766 9U9Z18124A ASH294 1C3418045AA 1C34-18045-AA ASH-294 9U9418045AA 9U9Z-18124-A ASH25822 AT-766	OO	83209	89414
		9U9Z18125A ASH-1206 ASH137 AT-621 ASH-25824 ASH-1023 ASH25824 ASH-1230 9U9418080AA ASH1230 ASH1023 9U94-18080-AA 9U9Z-18125-A AT621 ASH1206 ASH-137	OO	83122	89406

INTRUDER

00-07	MotorHomes with Ford F53 Chassis with 16,000 lb GVW to 22,000 lb GVW	ASH-1229 ASH-1228 9U94-18045-AA ASH-1205 AT-620 ASH25823 ASH-1022 ASH1022 1C3418045JA ASH-25822 ASH1205 ASH-25823 ASH1228 ASH1229 AT620 1C34-18045-JA AT766 9U9Z18124A ASH294 1C3418045AA 1C34-18045-AA ASH-294 9U9418045AA 9U9Z-18124-A ASH25822 AT-766	OO	83209	89414
-------	--	---	----	-------	-------	------	------	------

APPLICATION GUIDE

Year	Fitment Notes	OEM#					
				Fleetline	GasSLX		Fleetline

DAMON

DAMON

INTRUDER (cont)

00-07	MotorHomes with Ford F53 Chassis with 16,000 lb GVW to 22,000 lb GVW	9U9Z18125A ASH-1206 ASH137 AT-621 ASH-25824 ASH-1023 ASH25824 ASH-1230 9U9418080AA ASH1230 ASH1023 9U94-18080-AA 9U9Z-18125-A AT621 ASH1206 ASH-137		83122	89406
99	MotorHomes with Ford F53 Chassis with 16,000 lb GVW to 22,000 lb GVW	ASH-1229 ASH-1228 9U94-18045-AA ASH-1205 AT-620 ASH25823 ASH-1022 ASH1022 1C3418045JA ASH-25822 ASH1205 ASH-25823 ASH1228 ASH1229 AT620 1C34-18045-JA AT766 9U9Z18124A ASH294 1C3418045AA 1C34-18045-AA ASH-294 9U9418045AA 9U9Z-18124-A ASH25822 AT-766	83209	89414	
		9U9Z18125A ASH-1206 ASH137 AT-621 ASH-25824 ASH-1023 ASH25824 ASH-1230 9U9418080AA ASH1230 ASH1023 9U94-18080-AA 9U9Z-18125-A AT621 ASH1206 ASH-137		83122	89406

OUTLAW

12-14	MotorHomes with Ford F53 Chassis with 16,000 lb GVW to 22,000 lb GVW	ASH-1229 ASH-1228 9U94-18045-AA ASH-1205 AT-620 ASH25823 ASH-1022 ASH1022 1C3418045JA ASH-25822 ASH1205 ASH-25823 ASH1228 ASH1229 AT620 1C34-18045-JA AT766 9U9Z18124A ASH294 1C3418045AA 1C34-18045-AA ASH-294 9U9418045AA 9U9Z-18124-A ASH25822 AT-766	83209	89414	
-------	--	---	-------	-------	--	------	------	------

APPLICATION GUIDE

Year	Fitment Notes	OEM#					
				Fleetline	GasSLX		Fleetline

DAMON

DAMON

OUTLAW (cont)

12-14	MotorHomes with Ford F53 Chassis with 16,000 lb GVW to 22,000 lb GVW	9U9Z18125A ASH-1206 ASH137 AT-621 ASH-25824 ASH-1023 ASH25824 ASH-1230 9U9418080AA ASH1230 ASH1023 9U94-18080-AA 9U9Z-18125-A AT621 ASH1206 ASH-137		83122	89406
07-11	MotorHomes with Ford F53 Chassis with 16,000 lb GVW to 22,000 lb GVW	ASH-1229 ASH-1228 9U94-18045-AA ASH-1205 AT-620 ASH25823 ASH-1022 ASH1022 1C3418045JA ASH-25822 ASH1205 ASH-25823 ASH1228 ASH1229 AT620 1C34-18045-JA AT766 9U9Z18124A ASH294 1C3418045AA 1C34-18045-AA ASH-294 9U9418045AA 9U9Z-18124-A ASH25822 AT-766	83209	89414	
		9U9Z18125A ASH-1206 ASH137 AT-621 ASH-25824 ASH-1023 ASH25824 ASH-1230 9U9418080AA ASH1230 ASH1023 9U94-18080-AA 9U9Z-18125-A AT621 ASH1206 ASH-137		83122	89406

DANA

DANA

VARIOUS

	Dana Smart Ride - RF and RS Models - 20,000 lb and 23,000 lb	SR1VJ100		85078
--	--	----------	------	------	--	-------	------	------

DENNIS EAGLE

DENNIS EAGLE

PROVIEW

21-23	Models with Hendrickson HN-460 Rear Suspension	60680003 60680-003L 60680-003 60680003L		83112
17	Models with Hendrickson HN-460 Rear Suspension	60680003 60680-003L 60680-003 60680003L		83112








DEXTER AXLE

DEXTER AXLE

TRAILER

	86 AR / RS 1015, 1035, 3015, 3035 Slider Air Suspension	18165-01 1816501		85006
--	---	---------------------	------	------	--	-------	------	------




APPLICATION GUIDE

Year	Fitment Notes	OEM#					
			 Fleetline	 GasSLX	 Fleetline	 GasSLX	 Cab Shock Specialty Shock




DODGE TRUCK

DODGE TRUCK





P SERIES - FORWARD CONTROL

72-82	P-300				G63183
63-78	P-400				G63183
63-71	PC-500 and PC-600, PD-500 and PD-600				G63183

SCHOOL BUSES

74-78	S-600, S-700	3633643				G63183
72-73	S-500, S-600	2516009				G63183
61-71	S-400, S-500, S-600				G63183


W-SERIES AND POWER WAGONS

74-78	W-600 Models	3633643				G63183
73	W-600 Models	2960707		G63183
		2516009					G63183
61-72	W-500, WT-500 Models				G63183

DUPLEX





DUPLEX

VARIOUS

	Models with O.E.M. Number	76043371 7604-3371 59024		83204				
--	---------------------------	--------------------------------	---	-------	--	--	--	--

DURA SUSPENSION



DURA SUSPENSION

	Models with O.E.M. Number	76043371 7604-3371 59024				83204
		A-2212 665267 A2212				85029
		12866				83207	89407
		665133 1080099 59030				83203	89436



DUTCHMEN RV

DUTCHMEN RV

CLASS C MOTORHOMES

92-09	All Motorhomes with Ford E350 or E450 Chassis	ASH1154 8C2418045DA 8C2Z-18124-D 8C2Z18124D 8C24-18045-DA ASH-1154 AT163G AT-163G		G63622				
		8C24-18080-DB 8C2Z18125D ASH-1136 8C2Z-18125-D AT164G 8C2418080DB ASH1136 AT-164G					G63623

JAMBOREE

15-20	Motorhomes with Ford E350 or E450 Chassis	ASH1154 8C2418045DA 8C2Z-18124-D 8C2Z18124D 8C24-18045-DA ASH-1154 AT163G AT-163G		G63622				
		8C24-18080-DB 8C2Z18125D ASH-1136 8C2Z-18125-D AT164G 8C2418080DB ASH1136 AT-164G					G63623

APPLICATION GUIDE

Year	Fitment Notes	OEM#	 Fleetline GasSLX		 Fleetline GasSLX Cab Shock/ Specialty Shock		

DYNAMAX CORP

DYNAMAX CORP

DX3

13-22	Models with 8000 to 16000 lb Front Axle and Taperleaf Spring	10-13760-000 1013760000 471700002991 SDA471700002991	 	85959
	Models with Airliner 21,000 lb Rear Air Suspension	16-15817-000 1618708000 1615817000 16-18708-000 481700006848 680611 471700002809 SDA471700002809	 	85724	89443

DYNAQUEST

05-07	Models with 10000 to 12000 lb. Taper-leaf Spring Suspension	1012390000 10-12390-000	 	85920	89503
	Models with Airliner 18,000 lb Rear Air Suspension	16-15817-000 1618708000 1615817000 16-18708-000 481700006848 680611 471700002809 SDA471700002809	 	85724	89443

DYNAQUEST ST

09-14	Models with 8000 to 16000 lb Front Axle and Taperleaf Spring	10-13760-000 1013760000 471700002991 SDA471700002991	 	85959
	Models with Airliner 18,000 lb Rear Air Suspension	16-15817-000 1618708000 1615817000 16-18708-000 481700006848 680611 471700002809 SDA471700002809	 	85724	89443

DYNAQUEST XL

09-22	Models with 12000 lb to 20000 Front Axle	1013809000 10-13809-000 471700003920	 	85958
	Models with FAS II (40,000 lb) Rear Air Suspension	16-15817-000 1618708000 1615817000 16-18708-000 481700006848 680611 471700002809 SDA471700002809	 	85724	89443

EUROPA

21-22	Models with 8000 to 16000 lb Front Axle and Taperleaf Spring	10-13760-000 1013760000 471700002991 SDA471700002991	 	85959
	Models with Airliner 21,000 lb Rear Air Suspension	16-15817-000 1618708000 1615817000 16-18708-000 481700006848 680611 471700002809 SDA471700002809	 	85724	89443

FORCE HD

22	Models with 8000 to 16000 lb Front Axle and Taperleaf Spring	10-13760-000 1013760000 471700002991 SDA471700002991	 	85959
	Models with Airliner 21,000 lb Rear Air Suspension	16-15817-000 1618708000 1615817000 16-18708-000 481700006848 680611 471700002809 SDA471700002809	 	85724	89443
19-21	Models with 8000 to 16000 lb Front Axle and Taperleaf Spring	10-13760-000 1013760000 471700002991 SDA471700002991	 	85959

APPLICATION GUIDE

Year	Fitment Notes	OEM#					
				Fleetline	GasSLX		Fleetline

DYNAMAX CORP

DYNAMAX CORP

FORCE HD (cont)

15-18	Models with 8000 to 16000 lb Front Axle and Taperleaf Spring	10-13760-000 1013760000 471700002991 SDA471700002991	O O	85959
	Models with Airliner 21,000 lb Rear Air Suspension	16-15817-000 1618708000 1615817000 16-18708-000 481700006848 680611 471700002809 SDA471700002809	O O	O O	85724	89443

GRAND SPORT

02-04	Models 23,000 lb Airliner Rear Air Suspension	16-15817-000 1618708000 471700002808 1615817000 16-18708-000 481700006848 680611 471700002809 SDA471700002809	O O	O O	85724	89443
	Models with 12000 lb Taperleaf Front Suspension	1013063000 1013684000 10-13634-000 471700000449 10-13063-000 10-13021-000 10-13684-000 10-13211-000 1013021000 1013211000 471700131155 1013634000	O O	85918	89449	O O

GRAND SPORT GT

09-14	Models with 14,600 lb Taperleaf Front Suspension	1013809000 SDA471700003920 10-13809-000	O O	85958	O O
	Models with Freightliner Airliner Rear Air Suspension	16-15817-000 1618708000 1615817000 16-18708-000 481700006848 680611 471700002809 SDA471700002809	O O	O O	85724	89443

GRAND SPORT GT TOY HAULER

09-13	390TH Models with 12000 lb Taperleaf Front Suspension	10-13760-000 1013760000 471700002991 SDA471700002991	O O	85959	O O
	410TH & 450TH Models with 12000 lb Taperleaf Front Suspension	1013809000 SDA471700003920 10-13809-000	O O	85958	O O
07-13	Models 21K or 23K Airliner Rear Air Suspension	16-15817-000 1618708000 471700002808 1615817000 16-18708-000 481700006848 680611 471700002809 SDA471700002809	O O	O O	85724	89443
07-08	390TH Models with 12000 lb Taperleaf Front Suspension	1012390000 10-12390-000	O O	85920	89503	O O
	410TH & 450TH Models with 12000 lb Taperleaf Front Suspension	1013063000 1013684000 10-13634-000 471700000449 10-13063-000 10-13021-000 10-13684-000 10-13211-000 1013021000 1013211000 471700131155 1013634000	O O	85918	89449	O O

GRAND SPORT M2

03-07	Models with 10000 to 12000 lb. Taper-leaf Spring Suspension	1012390000 10-12390-000	O O	85920	89503	O O
-------	---	----------------------------	--------	-------	-------	--------	------	------	------

APPLICATION GUIDE

Year	Fitment Notes	OEM#					
				Fleetline	GasSLX		Fleetline

DYNAMAX CORP

DYNAMAX CORP

GRAND SPORT M2 (cont)

03-07	Models with Airliner 21,000 lb Rear Air Suspension	16-15817-000 1618708000 1615817000 16-18708-000 481700006848 680611 471700002809 SDA471700002809			85724	89443
-------	--	---	--	------	------	--	-------	-------	------

GRAND SPORT ULTRA

09-14	Models with 14,000 lb Taperleaf Front Suspension	1013809000 SDA471700003920 10-13809-000	 	85958
07-14	Models 23,000 lb Airliner Rear Air Suspension	16-15817-000 1618708000 471700002808 1615817000 16-18708-000 481700006848 680611 471700002809 SDA471700002809	 	 	85724	89443
07-08	Models with 14,000 lb Taperleaf Front Suspension	1013063000 1013684000 10-13634-000 47170000449 10-13063-000 10-13021-000 10-13684-000 10-13211-000 1013021000 1013211000 471700131155 1013634000	 	85918	89449	

ISATA 4

18-20	MotorHomes with Ford E350 or E450 Chassis	ASH1154 8C2418045DA 8C2Z-18124-D 8C2Z18124D 8C24-18045-DA ASH-1154 AT163G AT-163G	 	G63622
		8C24-18080-DB 8C2Z18125D ASH-1136 8C2Z-18125-D AT164G 8C2418080DB ASH1136 AT-164G		 	G63623
92-17	MotorHomes with Ford E350 or E450 Chassis	ASH1154 8C2418045DA 8C2Z-18124-D 8C2Z18124D 8C24-18045-DA ASH-1154 AT163G AT-163G	 	G63622
		8C24-18080-DB 8C2Z18125D ASH-1136 8C2Z-18125-D AT164G 8C2418080DB ASH1136 AT-164G		 	G63623








EAGLE MOTOR COACH

EAGLE MOTOR COACH

VARIOUS






	Buses with Rubber Torsion Suspension	6-05-5 6055	 	 	85307
	Buses with Steel Spring Suspension	5532026	 	85304
	Models with O.E.M. Number	5394467 101364 70041	 	85305
		01-0100-020 010100020	 	85307

APPLICATION GUIDE

Year	Fitment Notes	OEM#					
							
			Fleetline	GasSLX	Fleetline	GasSLX	Cab Shock/ Specialty Shock



























EAGLE MOTOR COACH VARIOUS (cont)

EAGLE MOTOR COACH

	Models with O.E.M. Number	70039 680091 01-0100-905 010100905		85303	89422	
		0140100905 0140100-905 014-0100-905		85308	89422	
		154-0100-514 1540100514		85314	89425	
		690060			85713
		12J-5-10 12J510			85733




EAST MANUFACTURING CORP.

EAST MANUFACTURING CORP.


	Shocks with stamping number	A20002 A-20002			85000	89436	
		A20126 A-20126			85323	89436	
		Trailers with East Trailer part number	517-05009-14 5170500914			83125
			5170501007 517-05010-07			83214
			5170580620 517-05806-20			85029
			5170580820 517-05808-20			85738
			517-05001-18 5170500118			87015
			5170591614 517-05916-14			83124	89407
			517-05001-23 5170500123			85005	89430
			5170551114 517-05511-14			83128	89436
			517-05110-20 5170511020 5170580520 517-05805-20			85000	89436
			5170580920 517-05809-20			89437
			5170500620 517-05006-20			85030	89440

ELDORADO NATIONAL ADVANTAGE

ELDORADO NATIONAL

	Shuttle Buses with Ford E350 or E450 Chassis	ASH1154 8C2418045DA 8C2Z-18124-D 8C2Z18124D 8C24-18045-DA ASH-1154 AT163G AT-163G		G63622
		8C24-18080-DB 8C2Z18125D ASH-1136 8C2Z-18125-D AT164G 8C2418080DB ASH1136 AT-164G			G63623

AEROLITE

	Shuttle Buses with Ford E350 or E450 Chassis	ASH1154 8C2418045DA 8C2Z-18124-D 8C2Z18124D 8C24-18045-DA ASH-1154 AT163G AT-163G		G63622
--	--	--	---	--------	------	------	------	------

APPLICATION GUIDE

Year	Fitment Notes	OEM#					
				Fleetline	GasSLX		Fleetline

ENTEGRA COACH

ESTEEM (cont)

ENTEGRA COACH

18-24	MotorHomes with Ford E350 or E450 Chassis	8C24-18080-DB 8C2Z18125D ASH-1136 8C2Z-18125-D AT164G 8C2418080DB ASH1136 AT-164G	 O	 O	G63623
17	MotorHomes with Ford E350 or E450 Chassis	ASH1154 8C2418045DA 8C2Z-18124-D 8C2Z18124D 8C24-18045-DA ASH-1154 AT163G AT-163G	 O	G63622	 O
		8C24-18080-DB 8C2Z18125D ASH-1136 8C2Z-18125-D AT164G 8C2418080DB ASH1136 AT-164G	 O	 O	G63623

ODYSSEY

18-24	MotorHomes with Ford E350 or E450 Chassis	ASH1154 8C2418045DA 8C2Z-18124-D 8C2Z18124D 8C24-18045-DA ASH-1154 AT163G AT-163G	 O	G63622	 O
		8C24-18080-DB 8C2Z18125D ASH-1136 8C2Z-18125-D AT164G 8C2418080DB ASH1136 AT-164G	 O	 O	G63623
17	MotorHomes with Ford E350 or E450 Chassis	ASH1154 8C2418045DA 8C2Z-18124-D 8C2Z18124D 8C24-18045-DA ASH-1154 AT163G AT-163G	 O	G63622	 O
		8C24-18080-DB 8C2Z18125D ASH-1136 8C2Z-18125-D AT164G 8C2418080DB ASH1136 AT-164G	 O	 O	G63623

VISION

19-24	MotorHomes with Ford F53 Chassis with 16,000 lb GVW to 22,000 lb GVW	ASH25822 ASH-25822 ASH25823 ASH-25823	 O O	83209	89414	 O O
		9U9Z18125A ASH-1206 ASH137 AT-621 ASH-25824 ASH-1023 ASH25824 ASH-1230 9U9418080AA ASH1230 ASH1023 9U94-18080-AA 9U9Z-18125-A AT621 ASH1206 ASH-137	 O O	 O O	83122	89406

VISION XL

20-24	MotorHomes with Ford F53 Chassis with 24,000 lb GVW to 26,000 lb GVW	ASH1161 ASH25821 ASH-25821 ASH-1161	 O O	85006	 O O
-------	--	--	------------	-------	------	------------	------	------	------

APPLICATION GUIDE

Year	Fitment Notes	OEM#					
			Fleetline	GasSLX	Fleetline	GasSLX	Cab Shock Specialty Shock

ENTEGRA COACH

VISION XL (cont)

ENTEGRA COACH

20-23	MotorHomes with Ford F53 Chassis with 24,000 lb GVW to 26,000 lb GVW	ASH25820 ASH1162 ASH-25820 ASH-1162	 	85005	89430
-------	--	--	------	------	------	-------	-------	------

FEDERAL COACH

VARIOUS

FEDERAL COACH

	Spirit Series Shuttle buses with Ford E450 Chassis	ASH1154 ASH-1154	 	G63622
		ASH-1136 ASH1136	 	 	G63623
09-19	Shuttle buses with Freightliner M2-106 Chassis	10-13760-000 1013760000 471700002991 SDA471700002991	 	85959
02-19	Shuttle buses with Freightliner M2-106 Chassis	1618708000 16-18708-000 471700002809	 	 	85724	89443
02-08	Shuttle buses with Freightliner M2-106 Chassis	10-12388-000 1012390000 10-12390-000 1012388000	 	85920	89503





FLEETWOOD

AXON

FLEETWOOD

19-20	MotorHomes with Ford F53 Chassis with 16,000 lb GVW to 22,000 lb GVW	ASH-1229 ASH-1228 9U94-18045-AA ASH-1205 AT-620 ASH25823 ASH-1022 ASH1022 1C3418045JA ASH-25822 ASH1205 ASH-25823 ASH1228 ASH1229 AT620 1C34-18045-JA AT766 9U9Z18124A ASH294 1C3418045AA 1C34-18045-AA ASH-294 9U9418045AA 9U9Z-18124-A ASH25822 AT-766	 	83209	89414
		9U9Z18125A ASH-1206 ASH137 AT-621 ASH-25824 ASH-1023 ASH25824 ASH-1230 9U9418080AA ASH1230 ASH1023 9U94-18080-AA 9U9Z-18125-A AT621 ASH1206 ASH-137	 	 	83122	89406

APPLICATION GUIDE

Year	Fitment Notes	OEM#					
			 Fleetline	GasSLX	 Fleetline	GasSLX	Cab Shock Specialty Shock

FLEETWOOD

FLEETWOOD

AXON (cont)

18	MotorHomes with Ford F53 Chassis with 16,000 lb GVW to 22,000 lb GVW	ASH-1229 ASH-1228 9U94-18045-AA ASH-1205 AT-620 ASH25823 ASH-1022 ASH1022 1C3418045JA ASH-25822 ASH1205 ASH-25823 ASH1228 ASH1229 AT620 1C34-18045-JA AT766 9U9Z18124A ASH294 1C3418045AA 1C34-18045-AA ASH-294 9U9418045AA 9U9Z-18124-A ASH25822 AT-766	OO	83209	89414
		9U9Z18125A ASH-1206 ASH137 AT-621 ASH-25824 ASH-1023 ASH25824 ASH-1230 9U9418080AA ASH1230 ASH1023 9U94-18080-AA 9U9Z-18125-A AT621 ASH1206 ASH-137	OO	83122	89406

BOUNDER

08-24	MotorHomes with Ford F53 Chassis with 24,000 lb GVW to 26,000 lb GVW	ASH1161 ASH25821 ASH-25821 ASH-1161	OO	85006
00-24	MotorHomes with Ford F53 Chassis with 16,000 lb GVW to 22,000 lb GVW	ASH-1229 ASH-1228 9U94-18045-AA ASH-1205 AT-620 ASH25823 ASH-1022 ASH1022 1C3418045JA ASH-25822 ASH1205 ASH-25823 ASH1228 ASH1229 AT620 1C34-18045-JA AT766 9U9Z18124A ASH294 1C3418045AA 1C34-18045-AA ASH-294 9U9418045AA 9U9Z-18124-A ASH25822 AT-766	OO	83209	89414
		9U9Z18125A ASH-1206 ASH137 AT-621 ASH-25824 ASH-1023 ASH25824 ASH-1230 9U9418080AA ASH1230 ASH1023 9U94-18080-AA 9U9Z-18125-A AT621 ASH1206 ASH-137	OO	83122	89406

APPLICATION GUIDE

Year	Fitment Notes	OEM#					
				Fleetline	GasSLX		Fleetline

FLEETWOOD FLEX

FLEETWOOD

23-24	MotorHomes with Ford F53 Chassis with 16,000 lb GVW to 22,000 lb GVW	ASH-1229 ASH-1228 9U94-18045-AA ASH-1205 AT-620 ASH25823 ASH-1022 ASH1022 1C3418045JA ASH-25822 ASH1205 ASH-25823 ASH1228 ASH1229 AT620 1C34-18045-JA AT766 9U9Z18124A ASH294 1C3418045AA 1C34-18045-AA ASH-294 9U9418045AA 9U9Z-18124-A ASH25822 AT-766	OO	83209	89414	OO
		9U9Z18125A ASH-1206 ASH137 AT-621 ASH-25824 ASH-1023 ASH25824 ASH-1230 9U9418080AA ASH1230 ASH1023 9U94-18080-AA 9U9Z-18125-A AT621 ASH1206 ASH-137	OO	OO	83122	89406

FORTIS

20-24	MotorHomes with Ford F53 Chassis with 16,000 lb GVW to 22,000 lb GVW	ASH-1229 ASH-1228 9U94-18045-AA ASH-1205 AT-620 ASH25823 ASH-1022 ASH1022 1C3418045JA ASH-25822 ASH1205 ASH-25823 ASH1228 ASH1229 AT620 1C34-18045-JA AT766 9U9Z18124A ASH294 1C3418045AA 1C34-18045-AA ASH-294 9U9418045AA 9U9Z-18124-A ASH25822 AT-766	OO	83209	89414	OO	
		9U9Z18125A ASH-1206 ASH137 AT-621 ASH-25824 ASH-1023 ASH25824 ASH-1230 9U9418080AA ASH1230 ASH1023 9U94-18080-AA 9U9Z-18125-A AT621 ASH1206 ASH-137	OO	OO	83122	89406
	MotorHomes with Ford F53 Chassis with 24,000 lb GVW to 26,000 lb GVW	OO	85006	OO

APPLICATION GUIDE

Year	Fitment Notes	OEM#					
				Fleetline	GasSLX		Fleetline

FLEETWOOD

FLEETWOOD

FORTIS (cont)

20-23	MotorHomes with Ford F53 Chassis with 24,000 lb GVW to 26,000 lb GVW	ASH25820 ASH1162 ASH-25820 ASH-1162					85005	89430	
-------	--	--	--	--	--	--	-------	-------	--

JAMBOREE

20	MotorHomes with Ford E350 or E450 Chassis	ASH1154 8C2418045DA 8C2Z-18124-D 8C2Z18124D 8C24-18045-DA ASH-1154 AT163G AT-163G		G63622					
		8C24-18080-DB 8C2Z18125D ASH-1136 8C2Z-18125-D AT164G 8C2418080DB ASH1136 AT-164G							G63623
17-19	MotorHomes with Ford E350 or E450 Chassis	ASH1154 8C2418045DA 8C2Z-18124-D 8C2Z18124D 8C24-18045-DA ASH-1154 AT163G AT-163G		G63622					
		8C24-18080-DB 8C2Z18125D ASH-1136 8C2Z-18125-D AT164G 8C2418080DB ASH1136 AT-164G							G63623
14-16	MotorHomes with Ford E350 or E450 Chassis	ASH1154 8C2418045DA 8C2Z-18124-D 8C2Z18124D 8C24-18045-DA ASH-1154 AT163G AT-163G		G63622					
		8C24-18080-DB 8C2Z18125D ASH-1136 8C2Z-18125-D AT164G 8C2418080DB ASH1136 AT-164G							G63623
08-13	MotorHomes with Ford E350 or E450 Chassis	ASH1154 8C2418045DA 8C2Z-18124-D 8C2Z18124D 8C24-18045-DA ASH-1154 AT163G AT-163G		G63622					
		8C24-18080-DB 8C2Z18125D ASH-1136 8C2Z-18125-D AT164G 8C2418080DB ASH1136 AT-164G							G63623
99-07	MotorHomes with Ford E350 or E450 Chassis	ASH1154 8C2418045DA 8C2Z-18124-D 8C2Z18124D 8C24-18045-DA ASH-1154 AT163G AT-163G		G63622					
		8C24-18080-DB 8C2Z18125D ASH-1136 8C2Z-18125-D AT164G 8C2418080DB ASH1136 AT-164G							G63623

APPLICATION GUIDE

Year	Fitment Notes	OEM#					
				Fleetline	GasSLX		Fleetline

FLEETWOOD

FLEETWOOD

PROVIDENCE

04-06	Models with Freightliner XC Chassis with ZF - IFS Front Suspension and 23,000 lb GVW or Greater	1618103000 16-18103-000 481700000493	 +	85900	
	MotorHomes with Freightliner XC Chassis and ADL200 Suspension w/ 20K Rear	1616873000 16-16873-000 141700131809 1616736000 16-16736-000			0 0	85029
	MotorHomes with Freightliner XC Chassis and AS120 Front Suspension	16-16874-000 1616874000 1616737000 16-16737-000 141700131810	0 0	83160

SOUTHWIND

08-23	MotorHomes with Ford F53 Chassis with 24,000 lb GVW to 26,000 lb GVW	ASH1161 ASH25821 ASH-25821 ASH-1161	0 0	85006
		ASH25820 ASH1162 ASH-25820 ASH-1162			0 0	85005	89430
00-23	MotorHomes with Ford F53 Chassis with 16,000 lb GVW to 22,000 lb GVW	ASH-1229 ASH-1228 9U94-18045-AA ASH-1205 AT-620 ASH25823 ASH-1022 ASH1022 1C3418045JA ASH-25822 ASH1205 ASH-25823 ASH1228 ASH1229 AT620 1C34-18045-JA AT766 9U9Z18124A ASH294 1C3418045AA 1C34-18045-AA ASH-294 9U9418045AA 9U9Z-18124-A ASH25822 AT-766	0 0	83209	89414	
		9U9Z18125A ASH-1206 ASH137 AT-621 ASH-25824 ASH-1023 ASH25824 ASH-1230 9U9418080AA ASH1230 ASH1023 9U94-18080-AA 9U9Z-18125-A AT621 ASH1206 ASH-137				0 0	83122

APPLICATION GUIDE

Year	Fitment Notes	OEM#					
				Fleetline	GasSLX		Fleetline

FLEETWOOD SURGE










FLEETWOOD

19-20	MotorHomes with Ford E350 or E450 Chassis	ASH1154 8C2418045DA 8C2Z-18124-D 8C2Z18124D 8C24-18045-DA ASH-1154 AT163G AT-163G	 	G63622
		8C24-18080-DB 8C2Z18125D ASH-1136 8C2Z-18125-D AT164G 8C2418080DB ASH1136 AT-164G	 	G63623
18	MotorHomes with Ford E350 or E450 Chassis	ASH1154 8C2418045DA 8C2Z-18124-D 8C2Z18124D 8C24-18045-DA ASH-1154 AT163G AT-163G	 	G63622
		8C24-18080-DB 8C2Z18125D ASH-1136 8C2Z-18125-D AT164G 8C2418080DB ASH1136 AT-164G	 	G63623

TIOGA

14-16	MotorHomes with Ford E350 or E450 Chassis	ASH1154 8C2418045DA 8C2Z-18124-D 8C2Z18124D 8C24-18045-DA ASH-1154 AT163G AT-163G	 	G63622
		8C24-18080-DB 8C2Z18125D ASH-1136 8C2Z-18125-D AT164G 8C2418080DB ASH1136 AT-164G	 	G63623
08-13	MotorHomes with Ford E350 or E450 Chassis	ASH1154 8C2418045DA 8C2Z-18124-D 8C2Z18124D 8C24-18045-DA ASH-1154 AT163G AT-163G	 	G63622
		8C24-18080-DB 8C2Z18125D ASH-1136 8C2Z-18125-D AT164G 8C2418080DB ASH1136 AT-164G	 	G63623
99-07	MotorHomes with Ford E350 or E450 Chassis	ASH1154 8C2418045DA 8C2Z-18124-D 8C2Z18124D 8C24-18045-DA ASH-1154 AT163G AT-163G	 	G63622
		8C24-18080-DB 8C2Z18125D ASH-1136 8C2Z-18125-D AT164G 8C2418080DB ASH1136 AT-164G	 	G63623

APPLICATION GUIDE

Year	Fitment Notes	OEM#				
			 Fleetline  GasSLX 	 Fleetline  GasSLX 	 Cab Shock  Specialty Shock  Shock	

FLUIDRIVE



















FLUIDRIVE

VARIOUS

Models T950-1200, -1400, -1700	2697				 85712 
--------------------------------	------	--	--	--	---




FLXIBLE TRANSIT BUS

FLXIBLE TRANSIT BUS

	2-Level Intercity Bus				 85736 
	City Bus - 51 Passenger	6-05-5 6055		85307
		6054 6053 6056 6058 6057 6052 6051 6-05-7 6-05-8 6-05-6 6-05-3 6-05-4 6-05-1 6-05-2		85736
	City Bus - 51 Passenger with Rubber Torsion Suspension	6-05-1		85736
		6051		85736
		6-05-5 6055		 85307 
		6-05-7 6-05-8 6-05-6 6-05-3 6-05-4 6-05-2		 85736 
		6054 6053 6056 6058 6057 6052		 85736 
	Model 870 Flex Bus, Metro	87-2520-00003 87-2520-00001 74412 4975518 97-2210-00009 97221000011 87252000001 97221000001 97221000002 87252000003 97221000003 97221000004 97-2210-00011 97221000005 97221000006 97-2210-00002 97-2210-00001 97-2210-00004 97221000009 97-2210-00003 97-2210-00006 97-2210-00005		 85704 

FLYER INDUSTRIES



FLYER INDUSTRIES

	Coaches with Low Floor	15813			 85708 
91-21	Coaches with Low Floor	009863		85722





FORD

FORD

8500 SERIES

Models with 101", 113" & 122" BBC Conventional Tractors with Link Cabmate Models FH101, FH1322 & FH1322-A	12021043 12011043 1201-1043 1202-1043				 
---	--	--	--	--	---

9500 SERIES

Models with 101", 113" & 122" BBC Conventional Tractors with Link Cabmate Models FH101, FH1322 & FH1322-A	12021043 12011043 1201-1043 1202-1043				 
Models with O.E.M. Number	F6HZ-5K407-AB F6HZ5K407AB				 

APPLICATION GUIDE

Year	Fitment Notes	OEM#					
			Fleetline	GasSLX	Fleetline	GasSLX	Cab Shock/ Specialty Shock

FORD

FORD

A9513

96-98	All Models with 10000 lb or 12000 lb Axle and 54" Taperleaf Spring	F6HT-18045-AC F6HZ-18124-A F6HZ18124A F6HT18045AC F6HZ-18124-G F6HZ18124G	O O	85054
	All with 12000 lb, 13000 lb or 14600 lb Axle and 60" Taperleaf Spring	F6HT-18045-EB F6HT-18045-EC F6HZ18124E F6HZ18124D F6HT18045EC F6HT18045EB F6HZ-18124-F F6HZ-18124-E F6HZ-18124-D F6HZ18124F	O O	85055	89439
	All with 13200 lb or 14600 lb Axle and 54" Taperleaf Spring	F6HT-18045-GC F6HT-18045-GB F6HT18045GC F6HT18045GB	O O	85030	89440
	All with 23000 lb Axle and 52" Taperleaf spring	F5HZ-18125-A F5HZ18125A	O O	85314	89425
	All with Hendrickson HAS-400, HA-210 or HA-230 Air Suspension	F6HZ18080FC 4790228 F6HZ-18080-FC 47902-28 F6HZ18125D F6HZ-18125-D	O O	85013	89414
	All with Neway AD-246 Air Suspension	90045099	O O	85906	89407
		90045132	O O	85906 85909	89407
	Models with 10000 lb Axle and 54" Multileaf Spring	F6HT18045KA F6HT-18045-KA	O O	89402
	Models with 12000 or 13200 lb Axle and 54" Multileaf Spring	F6HT-18045-BC F6HT18045BC	O O	85047	89435
	Models with 21000 lb or 23000 lb Axle and 46" Taperleaf spring	F5HZ-18125-B F5HZ18125B	O O	85001	89410
	Models with 8500 or 9000 lb Axle and 54" Taperleaf Spring	F6HT-18045-HC F6HT18045HC	O O	85054
	Models with Hendrickson 40LH Model Tandem Axle	F6HT-18080-DA F6HT18080B F6HZ-18125-B F6HT-18080-B F6HZ18125B 572412 F6HT18080DA 57241-2	O O	83109

A9522

97	All Models with 10000 lb or 12000 lb Axle and 54" Taperleaf Spring	F6HT-18045-AC F6HZ-18124-A F6HZ18124A F6HT18045AC F6HZ-18124-G F6HZ18124G	O O	85054
	All with 12000 lb, 13000 lb or 14600 lb Axle and 60" Taperleaf Spring	F6HT-18045-EB F6HT-18045-EC F6HZ18124E F6HZ18124D F6HT18045EC F6HT18045EB F6HZ-18124-F F6HZ-18124-E F6HZ-18124-D F6HZ18124F	O O	85055	89439
	All with 13200 lb or 14600 lb Axle and 54" Taperleaf Spring	F6HT-18045-GC F6HT-18045-GB F6HT18045GC F6HT18045GB	O O	85030	89440
	All with 23000 lb Axle and 52" Taperleaf spring	F5HZ-18125-A F5HZ18125A	O O	85314	89425
	All with Hendrickson HAS-400, HA-210 or HA-230 Air Suspension	F6HZ18080FC 4790228 F6HZ-18080-FC 47902-28 F6HZ18125D F6HZ-18125-D	O O	85013	89414
	All with Neway AD-246 Air Suspension	90045099	O O	85906	89407
		90045132	O O	85906 85909	89407

APPLICATION GUIDE

Year	Fitment Notes	OEM#					
				Fleetline	GasSLX		Fleetline

FORD

FORD

A9522 (cont)

97	Models with 12000 or 13200 lb Axle and 54" Multileaf Spring	F6HT-18045-BC F6HT18045BC	○ ○	85047	89435	○
	Models with 21000 lb or 23000 lb Axle and 46" Taperleaf spring	F5HZ-18125-B F5HZ18125B	○	○	85001	89410
	Models with 8500 or 9000 lb Axle and 54" Taperleaf Spring	F6HT-18045-HC F6HT18045HC	○ ○	85054	○
	Models with Hendrickson 40LH Model Tandem Axle	F6HT-18080-DA F6HT18080B F6HZ-18125-B F6HT-18080-B F6HZ18125B 572412 F6HT18080DA 57241-2	○	○	83109

ADDITIONAL APPLICATIONS

CL9000 & CLT9000 Cabover Tractors (Sleeper & Non-Sleeper) with Link Cabmate Model FCL110-2P	12020032 1202-0032	○	○	83016
Models with Link Cab Suspension	12020042 1202-0042	○	○	83025

AEROMAX (A, AT, AAT, 8500, 9500) SERIES

96	8000 Models with 12000 or 13000 lb Axles	F6HT18045LA F6HT-18045-LA	○ ○	85376	○
	8000 Models with 16000 lb. Multileaf Spring	F6HT-18045-AA F6HT18045AA	○	85054	○

AT9513

96-98	All Models with 10000 lb or 12000 lb Axle and 54" Taperleaf Spring	F6HT-18045-AC F6HZ-18124-A F6HZ18124A F6HT18045AC F6HZ-18124-G F6HZ18124G	○ ○	85054	○
	All with 12000 lb, 13000 lb or 14600 lb Axle and 60" Taperleaf Spring	F6HT-18045-EB F6HT-18045-EC F6HZ18124E F6HZ18124D F6HT18045EC F6HT18045EB F6HZ-18124-F F6HZ-18124-E F6HZ-18124-D F6HZ18124F	○ ○	85055	89439	○
	All with 13200 lb or 14600 lb Axle and 54" Taperleaf Spring	F6HT-18045-GC F6HT-18045-GB F6HT18045GC F6HT18045GB	○	85030	89440	○
	All with 23000 lb Axle and 52" Taperleaf spring	F5HZ-18125-A F5HZ18125A	○	○	85314	89425
	All with Hendrickson HAS-400, HA-210 or HA-230 Air Suspension	F6HZ18080FC 4790228 F6HZ-18080-FC 47902-28 F6HZ18125D F6HZ-18125-D	○ ○	○	85013	89414
	All with Neway AD-246 Air Suspension	90045099	○	○	85906	89407
		90045132	○	○	85906 85909	89407
	Models with 10000 lb Axle and 54" Multileaf Spring	F6HT18045KA F6HT-18045-KA	○	89402	○
	Models with 12000 or 13200 lb Axle and 54" Multileaf Spring	F6HT-18045-BC F6HT18045BC	○ ○	85047	89435	○
	Models with 21000 lb or 23000 lb Axle and 46" Taperleaf spring	F5HZ-18125-B F5HZ18125B	○	○	85001	89410
	Models with 8500 or 9000 lb Axle and 54" Taperleaf Spring	F6HT-18045-HC F6HT18045HC	○ ○	85054	○
	Models with Hendrickson 40LH Model Tandem Axle	F6HT-18080-DA F6HT18080B F6HZ-18125-B F6HT-18080-B F6HZ18125B 572412 F6HT18080DA 57241-2	○	○	83109

APPLICATION GUIDE

Year	Fitment Notes	OEM#					
			Fleetline	GasSLX	Fleetline	GasSLX	Cab Shock/ Specialty Shock

FORD

FORD

AT9522

97-98	All Models with 10000 lb or 12000 lb Axle and 54" Taperleaf Spring	F6HT-18045-AC F6HZ-18124-A F6HZ18124A F6HT18045AC F6HZ-18124-G F6HZ18124G	O O	85054	
	All with 12000 lb, 13000 lb or 14600 lb Axle and 60" Taperleaf Spring	F6HT-18045-EB F6HT-18045-EC F6HZ18124E F6HZ18124D F6HT18045EC F6HT18045EB F6HZ-18124-F F6HZ-18124-E F6HZ-18124-D F6HZ18124F	O O	85055	89439	
	All with 13200 lb or 14600 lb Axle and 54" Taperleaf Spring	F6HT-18045-GC F6HT-18045-GB F6HT18045GC F6HT18045GB	O O	85030	89440	
	All with 23000 lb Axle and 52" Taperleaf spring	F5HZ-18125-A F5HZ18125A	O O		85314	89425
	All with Hendrickson HAS-400, HA-210 or HA-230 Air Suspension	F6HZ18080FC 4790228 F6HZ-18080-FC 47902-28 F6HZ18125D F6HZ-18125-D	O O		85013	89414
	All with Neway AD-246 Air Suspension	90045099	O O		85906	89407
		90045132	O O		85906 85909	89407
	Models with 10000 lb Axle and 54" Multileaf Spring	F6HT18045KA F6HT-18045-KA	O O	89402	
	Models with 12000 or 13200 lb Axle and 54" Multileaf Spring	F6HT-18045-BC F6HT18045BC	O O	85047	89435	
	Models with 21000 lb or 23000 lb Axle and 46" Taperleaf spring	F5HZ-18125-B F5HZ18125B	O O		85001	89410
	Models with 8500 or 9000 lb Axle and 54" Taperleaf Spring	F6HT-18045-HC F6HT18045HC	O O	85054
	Models with Hendrickson 40LH Model Tandem Axle	F6HT-18080-DA F6HT18080B F6HZ-18125-B F6HT-18080-B F6HZ18125B 572412 F6HT18080DA 57241-2	O O		83109

B - SERIES - BUS COWL CHASSIS

94-97	B - 700 with 21000 lb Taperleaf Springs	F4HT18080BA F4HT-18080-BA	O O		85001	89410
	B - 800 with 21000 lb Taperleaf Springs	F4HT18080BA F4HT-18080-BA	O O		85001	89410

B-600

80-94	B - Series - Bus Cowl Chassis	F1HT18045AA F1HT-18045-AA E0HT18045AA E0HT18045AB E0HT-18045-AB E0HT-18045-AA	O O	83309
-------	-------------------------------	--	--------	-------	------	--	------	------	------

B-700

80-94	B - Series - Bus Cowl Chassis	F1HT18045AA F1HT-18045-AA E0HT18045AA E0HT18045AB E0HT-18045-AB E0HT-18045-AA	O O	83309
94	Models with with 14600 lb Multileaf Spring	F4HT-18045-EA F4HT18045EA	O O	83125
	Models with with 15000, 17500, 19000 lb Taperleaf Springs	F4HT18080AA F4HT-18080-AB F4HT-18080-AA F4HT18080AB	O O		85314	89425

B-800

96-98	Models with with 14600 lb Multileaf Spring	F4HT-18045-EA	O O	83125
-------	--	---------------	--------	-------	------	--	------	------	------

APPLICATION GUIDE

Year	Fitment Notes	OEM#					
				Fleetline	GasSLX		Fleetline

FORD

FORD

B-800 (cont)

95-97	Models with 52" Multileaf Spring	F4HT-18045-CB F4HT18045CB	○ ○	83107
	Models with with 15000, 17500, 19000 lb Taperleaf Springs	F4HT18080AA F4HT-18080-AB F4HT-18080-AA F4HT18080AB	○	○	85314	89425
95-96	B - Series - Bus Cowl Chassis	F1HT18045AA F1HT-18045-AA E0HT18045AA E0HT18045AB E0HT-18045-AB E0HT-18045-AA	○ ○	83309
95	Models with with 14600 lb Multileaf Spring	F4HT-18045-EA F4HT18045EA	○ ○	83125

B-7000

83-87	B - Series - Bus Cowl Chassis	F1HT18045AA F1HT-18045-AA E0HT18045AA E0HT18045AB E0HT-18045-AB E0HT-18045-AA	○ ○	83309
-------	-------------------------------	--	--------	-------	------	------	------	------

C & CT SERIES - TILT CAB

87-90	C-600, C-700, C-800, C-7000, CT-800, CT-8000 with 4040, 5040 lb. Springs and 7000, 9000, 12000 lb. Axles	D2EF18045AA D2EF-18045-AA	○ ○	83312	89409
76-79	C-600, C-700, C-750, C-800, C-900, CT-800, CT-900 Models	D2EF18045AA D2EF-18045-AA D7KF-18045-EA D7KF18045EA	○ ○	83312	89409
69-79	C-750, C-800, C-850, C-900, CT-750, CT-800, CT-850, CT-900, CT-950 with 9000 lb. to 15000 lb. Axles	C8HA-18045-A D1TF18045LA D2KF18045AA C8HA18045A D2KF-18045-AA D1TF-18045-LA	○ ○	83312	89409
71-73	C-500, C-550, C-600, C-650, C-700, C-750 with 6000 & 7000 lb. Axle	D1TF18045LA D1TF-18045-LA	○ ○	83312	89409
67-71	C-600, C-650, C-700, C-750, C-800, C-850, C-1000 with 7000, 9000, 11000, 12000, 15000 lb. Axles and 175" Wheel Base	C8HA-18045-A C8HA18045A	○ ○	83312	89409
67-69	C-600, C-650, C-700, C-750, C-800, C-850, C-1000 with 7000, 9000, 11000, 12000, 15000 lb. Axles - Exc. with 175" Wheel Base	D2HF-18045-CA D2HF18045CA	○ ○	83308
64-67	C-550, C-600 with 6000 lb. Axle - and Power Steering	C2TA18045A C2TA-18045-A	○ ○	83216
	C-550, C-600 with 6000 lb. Axle - Exc. with Power Steering	C6PF-18077-A C6PF18077A	○ ○	G63306
	C-550, C-600, C-650, C-700, C-750 Models	C6PF18077F C6PF-18077-F	○ ○	○	83225
64-66	C700/1100, CT-700/1100 with 7000, 9000, 11000, 15000 lb. Axles	D2HF-18045-CA D2HF18045CA	○ ○	83308

C600

80-86	Models with 3100 lb Spring and 7000 lb Axle	D7HT18045JA D7HT-18045-JA	○ ○	83308
	Models with 4040, 5040 lb Springs and 7000, 9000, 12000 lb Axles	D2EF18045AA D2EF-18045-AA	○ ○	83312	89409

C700

80-86	Models with 3100 lb Spring and 7000 lb Axle	D7HT18045JA D7HT-18045-JA	○ ○	83308
	Models with 4040, 5040 lb Springs and 7000, 9000, 12000 lb Axles	D2EF18045AA D2EF-18045-AA	○ ○	83312	89409

C800

80-89	Models with 3100 lb Spring and 7000 lb Axle	D7HT18045JA D7HT-18045-JA	○ ○	83308
80-86	Models with 4040, 5040 lb Springs and 7000, 9000, 12000 lb Axles	D2EF18045AA D2EF-18045-AA	○ ○	83312	89409

C7000

80-86	Models with 3100 lb Spring and 7000 lb Axle	D7HT18045JA D7HT-18045-JA	○ ○	83308
	Models with 4040, 5040 lb Springs and 7000, 9000, 12000 lb Axles	D2EF18045AA D2EF-18045-AA	○ ○	83312	89409

APPLICATION GUIDE

Year	Fitment Notes	OEM#	 Fleetline GasSLX		 Fleetline GasSLX Cab Shock/ Specialty Shock		
			<input type="checkbox"/>	<input type="checkbox"/>	<input type="checkbox"/>	<input type="checkbox"/>	<input type="checkbox"/>

FORD

FORD

C8000

80-90	Models with 3100 lb Spring and 7000 lb Axle	D7HT18045JA D7HT-18045-JA	<input type="checkbox"/> 83308
-------	---	------------------------------	--------------------------------	------	------	------	------	------

CF SERIES (BRAZILIAN BUILT)

86-89	CF - 600, CF - 700 Models	E5HT18045AA E5HT-18045-AA	<input type="checkbox"/> 85301
		E5HT18080EA E5HT18080DA E5HT-18080-EA E5HT-18080-DA	<input type="checkbox"/>	<input type="checkbox"/> 85315

CF7000

96-97	Models with 16000 lb. Multileaf Spring	F6HT-18045-AA F6HT18045AA	<input type="checkbox"/> 85054
92-97	Models with 9000 lb Axle	F2HT18045CA F2HT18045BA F2HZ18124A F2HZ-18124-A F6HT18045LA F2HT-18045-BA F2HT-18045-CA F6HT-18045-LA	<input type="checkbox"/> 85376
86-97	Models with 12000 lb or 13000 lb Axle	87HU-18045-AA 87HU18045AA E6HZ18124A E6HZ-18124-A E5HT18045AA E7HZ18124A E5HT-18045-AA E7HZ-18124-A	<input type="checkbox"/> 85301
		<input type="checkbox"/>	<input type="checkbox"/> 85302	89420

CF8000

96-97	Models with 16000 lb. Multileaf Spring	F6HT-18045-AA F6HT18045AA	<input type="checkbox"/> 85054
92-97	Models with 9000 lb Axle	F2HT18045CA F2HT18045BA F2HZ18124A F2HZ-18124-A F6HT18045LA F2HT-18045-BA F2HT-18045-CA F6HT-18045-LA	<input type="checkbox"/> 85376
87-97	Models with 12000 lb or 13000 lb Axle	87HU-18045-AA 87HU18045AA E6HZ18124A E6HZ-18124-A E5HT18045AA E7HZ18124A E5HT-18045-AA E7HZ-18124-A	<input type="checkbox"/> 85301
		<input type="checkbox"/>	<input type="checkbox"/> 85302	89420

CFT8000

96-97	Models with 16000 lb. Multileaf Spring	F6HT-18045-AA F6HT18045AA	<input type="checkbox"/> 85054
92-97	Models with 9000 lb Axle	F2HT18045CA F2HT18045BA F2HZ18124A F2HZ-18124-A F6HT18045LA F2HT-18045-BA F2HT-18045-CA F6HT-18045-LA	<input type="checkbox"/> 85376

CL & CLT SERIES - HIGHWAY TRACTOR TILT CAB

	Models with Hendrickson Rear Air Suspension	4790213 47902-13	<input type="checkbox"/>	<input type="checkbox"/> 83122	89406
78-80	CL-9000, CLT-9000 Models	D7HT18045NA D7HT-18045-NA	<input type="checkbox"/> 85301	<input type="checkbox"/>
	CL-9000, CLT-9000 with Rear Tandem Axle with Neway Suspension	D7HA18080AA D7HA-18080-AA	<input type="checkbox"/>	<input type="checkbox"/> 83123	89405
	CL-9000, CLT-9000 with Single Rear Axle Suspension	D4HA-18080-AA D4HA18080AA	<input type="checkbox"/>	<input type="checkbox"/> 83209	89414

CL9000

90-91	Models with Multileaf Spring	F1HT-18045-NA F1HT18045NA	<input type="checkbox"/> 85040
-------	------------------------------	------------------------------	--------------------------------	------	------	------	------	------

APPLICATION GUIDE

Year	Fitment Notes	OEM#					
					Fleetline	GasSLX	

FORD

FORD

CL9000 (cont)

81-91	Models with O.E.M. Number	D7HT18045NA D7HT-18045-NA	○ ○	85301
	Models with Rear Tandem Axle with Neway Suspension	D7HA18080AA D7HA-18080-AA	○ ○	83123	89405
	Models with Single Rear Axle Suspension	D4HA-18080-AA D4HA18080AA	○ ○	83209	89414

CLT9000

90-91	Models with Multileaf Spring	F1HT-18045-NA F1HT18045NA	○ ○	85040
81-91	Models with O.E.M. Number	D7HT18045NA D7HT-18045-NA	○ ○	85301
	Models with Rear Tandem Axle with Neway Suspension	D7HA18080AA D7HA-18080-AA	○ ○	83123	89405
	Models with Single Rear Axle Suspension	D4HA-18080-AA D4HA18080AA	○ ○	83209	89414

CT800D

81-82	Models with 3100 lb Spring and 7000 lb Axle	D7HT18045JA D7HT-18045-JA	○ ○	83308
-------	---	------------------------------	--------	-------	------	------	------	------	------	------	------

CT8000

81-90	Models with 3100 lb Spring and 7000 lb Axle	D7HT18045JA D7HT-18045-JA	○ ○	83308
81-86	Models with 4040, 5040 lb Springs and 7000, 9000, 12000 lb Axles	D2EF18045AA D2EF-18045-AA	○ ○	83312	89409

F SERIES - CONVENTIONAL CAB

90	F-650 with 13000 & 15000 lb Rear Axle	D7HT18080BA D7HT-18080-BA	○ ○	83225
	F-8000, FT-700, FT-8000 - Exc. 9000 lb Axle with H.D. Suspension & 12000 lb Axle	E0HT18045AA E0HT18045AB E0HT-18045-AB E0HT-18045-AA	○ ○	83309
88-89	F-8000, FT-700, FT-8000 - Exc. 9000 lb. Axle with H.D. Suspension & 12000 lb. Axle	E0HT18045AA E0HT18045AB E0HT-18045-AB E0HT-18045-AA	○ ○	83309
81-89	F-650 with 13000 & 15000 lb. Rear Axle	D7HT18080BA D7HT-18080-BA	○ ○	83225
83-87	FT-700 - Exc. 9000 lb. Axle with H.D. Suspension & 12000 lb. Axle	E0HT18045AA E0HT18045AB E0HT-18045-AB E0HT-18045-AA	○ ○	83309
80-82	F-8000, FT-700, FT-8000 - Exc. 9000 lb. Axle with H.D. Suspension & 12000 lb. Axle	E0HT18045AA E0HT18045AB E0HT-18045-AB E0HT-18045-AA	○ ○	83309
80	F-650, F-750, F-800 with 13000 & 15000 lb. Rear Axle	D7HT18080BA	○ ○	83225
76-79	F-800	D7HT18045GA D7HT-18045-GA	○ ○	83308
		D2HT-18080-HA D2HT18080HA	○ ○	83225
73-79	F-700 (Diesel), F-750, F-800 with 9000 lb. Axle	D2TF18045AA D2EF18045AA D2EF-18045-AA D2TF-18045-AA D7HT18045BA D7HT-18045-BA	○ ○	83312	89409
70-79	F-500, F-600, F-650, F-700, F-750, F-800 with 5500, 6000, 7000 & 9000 lb. Axles	D2TF-18045-GA D2TF18045GA	○ ○	83308
	F-650, F-750, F-800 with 13000 & 15000 lb. Rear Axle	D7HT18080BA D7HT-18080-BA	○ ○	83225
64-79	F-500, F-600 (2 x 4), F-650, F-700, F-750	D2TF-18080-HA C7PF-18077-A C7PF18077A D2TF18080HA	○ ○	83225
70-72	F-700 (Diesel), F-750 with 9000 lb. Axle	D2HF-18045-CA D2HF18045CA	○ ○	83308
67-69	F-500, F-600, F-650, F-700, F-750 with 5500, 6000, 7000 & 9000 lb. Axles	C8TA18045AA C8TA-18045-AA	 ○	G63386
64-69	F-500, F-600, F-700, F-750 with 6000 & 7000 Axle	C2TA18045A C2TA-18045-A	○ ○	83216
	F-600, F-650, F-700, F-750, F-800 with 13000 & 15000 lb. Rear Axle	D7HT18080BA D7HT-18080-BA	○ ○	83225

APPLICATION GUIDE

Year	Fitment Notes	OEM#					
				Fleetline	GasSLX		Fleetline

FORD

FORD





F SERIES - CONVENTIONAL CAB (cont)

64-69	F-800, F-850-,F-900, F-950, F-1000 with 6000, 7000, 9000, 11000, 12000, 15000, 18000 lb. Axles (Exc. Diesel with 6000 and 7000 lb. Axles)	C6PF18077DL C1TT-18045-C C6PF-18077-DL C1TT18045C	 	83312	89409
	F-950, F-1000, F-1100 Diesel with 7000 lb. Axle	C6PF-18077-DN C6PF18077DN	 	83314
64-66	F-1000 Models with 11000 lb. to 15000 lb. Axles	C1TT18045D C1TT-18045-D	 	G63406
	F-800, F-850-,F-900, F-950, F-1000 - Exc. Diesel with 11000 CP Axle	C1TT18045D C1TT-18045-D	 	G63406

F-53 MOTORHOME CHASSIS

24	MotorHomes with Ford F53 Chassis with 24,000 lb GVW to 26,000 lb GVW	ASH1161 ASH25821 ASH-25821 ASH-1161 HU9Z18124A HU9Z-18124-A	 	85006	
08-23	Motorhome Chassis with 16,000 lb GVW to 18,000 lb GVW	9U9Z18125B 9U9Z-18125-B ASH-25825 ASH25825	 	 	83122	89406
	MotorHomes with Ford F53 Chassis with 24,000 lb GVW to 26,000 lb GVW	ASH1161 ASH25821 ASH-25821 ASH-1161 HU9Z18124A HU9Z-18124-A	 	85006
06-23	F53 Chassis with 16,000 lb GVW to 22,000 lb GVW	ASH-1229 ASH-1228 9U94-18045-AA ASH-1205 AT-620 ASH25823 ASH-1022 HU9418045BA ASH1022 1C3418045JA ASH-25822 ASH1205 ASH-25823 ASH1228 ASH1229 HU9Z18124B AT620 HU9Z18124C 1C34-18045-JA AT766 9U9Z18124A 9U9Z18124B ASH294 1C3418045AA HU9418045AA ASH-294 9U9418045AA 9U9Z-18124-A ASH25822 AT-766	 	83209	89414	
	Motorhome Chassis with 20,500 lb GVW to 22,000 lb GVW	9U9Z18125A ASH-1206 ASH137 AT-621 ASH-25824 ASH-1023 ASH25824 ASH-1230 9U9418080AA HU9Z-18125-B ASH1230 ASH1023 9U94-18080-AA 9U9Z-18125-A AT621 ASH1206 ASH-137 HU9Z18125B	 	 	83122	89406
11-20	F53 Stripped Chassis Commercial Stripped Chassis, 19,500 lb to 22,000 lb GVW	47 1700 007 203 ASH24634 DU94-18045-CB	 	85013	89414	

APPLICATION GUIDE

Year	Fitment Notes	OEM#					
				Fleetline	GasSLX		Fleetline

FORD

FORD

F-53 MOTORHOME CHASSIS (cont)

11-20	F53 Stripped Chassis With BT Delivery Van Pack, 16,000 LB. GVW	471700009775 DU9418080CA DU94-18080-CA 471700007117 DU94-18080-CB DU9418080CB	O/O	O/O	85010
05	MotorHomes with Ford F53 Chassis with 16,000 lb GVW to 22,000 lb GVW	ASH-1229 ASH-1228 9U94-18045-AA ASH-1205 AT-620 ASH25823 ASH-1022 ASH1022 1C3418045JA ASH-25822 ASH1205 ASH-25823 ASH1228 ASH1229 AT620 1C34-18045-JA AT766 9U9Z18124A ASH294 1C3418045AA 1C34-18045-AA ASH-294 9U9418045AA 9U9Z-18124-A ASH25822 AT-766	O/O	83209	89414	O/O
99-04	F53 Chassis with 16,000 lb GVW to 22,000 lb GVW	ASH-1229 ASH-1228 9U94-18045-AA ASH-1205 AT-620 ASH25823 ASH-1022 HU9418045BA ASH1022 1C3418045JA ASH-25822 ASH1205 ASH-25823 ASH1228 ASH1229 HU9Z18124B AT620 HU9Z18124C 1C34-18045-JA AT766 9U9Z18124A 9U9Z18124B ASH294 1C3418045AA HU9418045AA ASH-294 9U9418045AA 9U9Z-18124-A ASH25822 AT-766	O/O	83209	89414	O/O
	Motorhome Chassis with 20,500 lb GVW to 22,000 lb GVW	9U9Z18125A ASH-1206 ASH137 AT-621 ASH-25824 ASH-1023 ASH25824 ASH-1230 9U9418080AA HU9Z-18125-B ASH1230 ASH1023 9U94-18080-AA 9U9Z-18125-A AT621 ASH1206 ASH-137 HU9Z18125B	O/O	O/O	83122	89406

APPLICATION GUIDE

Year	Fitment Notes	OEM#					
				Fleetline	GasSLX		Fleetline

FORD

FORD





F-53 MOTORHOME CHASSIS (cont)

98	MotorHomes with Ford F53 Chassis with 16,000 lb GVW to 22,000 lb GVW	ASH-1229 ASH-1228 9U94-18045-AA ASH-1205 AT-620 ASH25823 ASH-1022 ASH1022 1C3418045JA ASH-25822 ASH1205 ASH-25823 ASH1228 ASH1229 AT620 1C34-18045-JA AT766 9U9Z18124A ASH294 1C3418045AA 1C34-18045-AA ASH-294 9U9418045AA 9U9Z-18124-A ASH25822 AT-766	 	83209	89414	
88-97	F53 Chassis with 16,000 lb GVW to 22,000 lb GVW	ASH-1229 ASH-1228 9U94-18045-AA ASH-1205 AT-620 ASH25823 ASH-1022 HU9418045BA ASH1022 1C3418045JA ASH-25822 ASH1205 ASH-25823 ASH1228 ASH1229 HU9Z18124B AT620 HU9Z18124C 1C34-18045-JA AT766 9U9Z18124A 9U9Z18124B ASH294 1C3418045AA HU9418045AA ASH-294 9U9418045AA 9U9Z-18124-A ASH25822 AT-766	 	83209	89414	
	F53 Motorhome Chassis (Over 30 feet)		 	83125

F-59 COMMERCIAL STRIPPED CHASSIS

11-24	MotorHomes with Ford F59 Commercial Chassis with 24,000 lb GVW to 26,000 lb GVW	ASH1161 ASH25821 ASH-25821 ASH-1161 HU9Z18124A HU9Z-18124-A	 	85006
11-21	F59 Commercial Chassis with 16,000 lb or 19,500 GVW	471700009775 ASH-12261 DU9418080CA CU9Z18125A BU9Z-18125-A 471700007117 BU9Z18125A ASH12261 DU9Z-18125-A DU9418080CB DU9Z-18125-B CU9Z-18125-A ASH-24523 ASH-24589 ASH24589 DU94-18080-CA ASH-24474 ASH24474 DU94-18080-CB DU9Z18125A DU9Z18125B	 		85010

APPLICATION GUIDE

Year	Fitment Notes	OEM#					
				Fleetline	GasSLX		Fleetline

FORD

FORD

F-59 COMMERCIAL STRIPPED CHASSIS (cont)

11-21	F59 Commercial Chassis with 16,000 lb to 22,000 GVW	ASH-12251 BU9Z-18124-A CU9Z18124A BU9Z18124A DU9Z-18124-A DU9Z-18124-B ASH12251 CU9Z-18124-A DU9Z18124B ASH-24473 ASH24634 ASH-24522 ASH24522 ASH-24634 ASH24473 DU9Z18124A	OO	85013	89414	OO
89-97	F59 Commercial Chassis with 16,000 lb or 19,500 GVW	471700009775 ASH-12261 DU9418080CA CU9Z18125A BU9Z-18125-A 471700007117 BU9Z18125A ASH12261 DU9Z-18125-A DU9418080CB DU9Z-18125-B CU9Z-18125-A ASH-24523 ASH-24589 ASH24589 DU94-18080-CA ASH-24474 ASH24474 DU94-18080-CB DU9Z18125A DU9Z18125B	OO	OO	85010
88-97	F59 Commercial Chassis with 16,000 lb to 22,000 GVW	ASH-12251 BU9Z-18124-A CU9Z18124A BU9Z18124A DU9Z-18124-A DU9Z-18124-B ASH12251 CU9Z-18124-A DU9Z18124B ASH-24473 ASH24634 ASH-24522 ASH24522 ASH-24634 ASH24473 DU9Z18124A	OO	85013	89414	OO
88	F59 Commercial Chassis with 16,000 lb or 19,500 GVW	ASH-12261 CU9Z18125A BU9Z-18125-A BU9Z18125A ASH12261 DU9Z-18125-A DU9Z-18125-B CU9Z-18125-A ASH-24523 ASH-24589 ASH24589 ASH-24474 ASH24474 DU9Z18125A DU9Z18125B	OO	OO	85010

F-600

86-94	Models with O.E.M. Number	E6HZ18125D AX-310 AX310 E6HT18080AA ASH-24446 ASH24446 E6HT-18080-AA E6HZ-18125-D	OO	OO	83215
80-94	Exc. 9000 lb Axle with H.D. Suspension & 12000 lb Axle	E0HT18045AA E0HT18045AB E0HT-18045-AB E0HT-18045-AA	OO	83309	OO
80-90	Models with 17000 & 18000 lb Rear Axle	D7HT-18080-DA D7HF18080AA D7HT18080DA D7HF-18080-AA	OO	OO	83215
70-90	Models with 13000 & 15000 lb Rear Axle	D7HT18080BA D7HT-18080-BA	OO	OO	83225

APPLICATION GUIDE

Year	Fitment Notes	OEM#					
			Fleetline	GasSLX	Fleetline	GasSLX	Cab Shock Specialty Shock

FORD

FORD

F-600 (cont)

90	Models with Multileaf Spring	F1HT18045AA F1HT-18045-AA	 	83309
83-89	Models with 9000 lb Axle with H.D. Suspension & 12000 lb Axle	D7HT-18045-CA D2HF-18045-AA D2HF18045AA D7HT18045CA	 	83314

F-600 LPO

90-94	Models with O.E.M. Number	E9HS-18080-AA E9HS18080AA	 	 	85716
-------	---------------------------	------------------------------	------	------	------	------	-------	------	------	------

F-650

21-24	Models with 19.5" or 22.5" Wheels (22,000 lb GVW)	FC4Z-18124-B FC4Z-18124-A ASH-24659 ASH-24658 ASH24659 ASH24658 471700011530 FC4Z18124B FC4Z18124A FC44-18045-BB FC4418045BB	 	85181	
	Models with 13,500, 15,500 & 19,000 lb Multi-leaf Rear Springs	FC4Z-18125-A FC4418080AB ASH-24660 FC4Z18125A 471700011531 FC44-18080-AB ASH24660	 	 	85180
	Models with Hendrickson HAS - 400/460 Rear Air Suspension	60675-014 ASH-25838 60675014 ASH25838 FC4Z-18125-E FC4Z18125E	 	 	85978
	Models with Hendrickson Rear Air Suspension	60670-011 60670011 ASH24663 FC4Z-18125-D ASH-24663 FC4Z18125D	 	 	83148
20	Models with Hendrickson Rear Air Suspension	60670-011 60670011 ASH24663 FC4Z-18125-D ASH-24663 FC4Z18125D	 	 	83148
	Models with 19.5" or 22.5" Wheels (22,000 lb GVW)	FC4Z-18124-B FC4Z-18124-A ASH-24659 ASH-24658 ASH24659 ASH24658 471700011530 FC4Z18124B FC4Z18124A FC44-18045-BB FC4418045BB	 	85181	
	Models with 13,500, 15,500 & 19,000 lb Multi-leaf Rear Springs	FC4Z-18125-A FC4418080AB ASH-24660 FC4Z18125A 471700011531 FC44-18080-AB ASH24660	 	 	85180
	Models with Hendrickson HAS - 400/460 Rear Air Suspension	60675-014 ASH-25838 60675014 ASH25838 FC4Z-18125-E FC4Z18125E	 	 	85978
15-19	Models with Hendrickson Rear Air Suspension	60670-011 60670011 ASH24663 FC4Z-18125-D ASH-24663 FC4Z18125D	 	 	83148

APPLICATION GUIDE

Year	Fitment Notes	OEM#					
				Fleetline	GasSLX		Fleetline

FORD

FORD

F-650 (cont)

15-19	Models with Hendrickson Rear Air Suspension	60670012 60670-012 ASH-24662 FC4Z18125C ASH24662 FC4Z-18125-C	OO	83168	
15	Models with 10,000 lb Front Suspension	4C4Z18124QA ASH24492 3584116C1 3584116C2 ASH-24492 AA616 AA-616 2C4418045BA 2C44-18045-BA 4C4Z-18124-QA	OO	83175
	Models with 12,000 & 13,200 lb Front Springs	4C4Z18124RA 4C4Z-18124-JB 4C4Z18124JB 3584118C2 AA-617 AT812 4C4Z-18124-RA AA617 AT-812	OO	85928
	Models with 21,000 lb Rear Air Suspension	3578858C1 3578858C2 4C4Z-18125-DA 4C4Z18125DA	OO	85656
	Models with 22,000 lb Multi-leaf Rear Springs	4C4Z-18125-B 4C4Z18125B 501906C91 501906C92 ASH-24661 ASH24661	OO	83317
	Models with 8,500 lb Front Suspension	4C4Z18124P 4C4Z-18124-HB 4C4Z18124HB AA615 AA-615 FC4Z-18124-HB 3584117C2 4C4Z-18124-P AT-811 AT811 FC4Z18124HB	OO	83135
	Models with Hendrickson HAS - 230 Rear Air Suspension	4C4Z-18125-CA 60675-003 ASH-1105 ASH-722 60675-003L 60675003L 60675003 4C4Z18125CA ASH1105 ASH722	OO	85976
	Models with International Air Suspension (4x2)	AA-619 3553628C1 3553628C2 AA619	OO	85927
14	Models with 10,000 lb Front Suspension	4C4Z18124QA ASH24492 3584116C1 3584116C2 ASH-24492 AA616 AA-616 2C4418045BA 2C44-18045-BA 4C4Z-18124-QA	OO	83175
	Models with 12,000 & 13,200 lb Front Springs	4C4Z18124RA 4C4Z-18124-JB 4C4Z18124JB 3584118C2 AA-617 AT812 4C4Z-18124-RA AA617 AT-812	OO	85928
	Models with 21,000 lb Rear Air Suspension	3578858C1 3578858C2 4C4Z-18125-DA 4C4Z18125DA	OO	85656

APPLICATION GUIDE

Year	Fitment Notes	OEM#					
				Fleetline	GasSLX		Fleetline

FORD

FORD

F-650 (cont)

14	Models with 22,000 lb Multi-leaf Rear Springs	4C4Z-18125-B 4C4Z18125B 501906C91 501906C92 ASH-24661 ASH24661	 O	83317
	Models with 8,500 lb Front Suspension	4C4Z18124P 4C4Z-18124-HB 4C4Z18124HB AA615 AA-615 FC4Z-18124-HB 3584117C2 4C4Z-18124-P AT-811 AT811 FC4Z18124HB	O	83135
	Models with Hendrickson HAS - 230 Rear Air Suspension	4C4Z-18125-CA 60675-003 ASH-1105 ASH-722 60675-003L 60675003L 60675003 4C4Z18125CA ASH1105 ASH722	O O	85976
	Models with International Air Suspension (4x2)	AA-619 3553628C1 3553628C2 AA619	O O	85927
04-13	Models with 21,000 lb Rear Air Suspension	3578858C1 3578858C2 4C4Z-18125-DA 4C4Z18125DA	O O	85656
	Models with 22,000 lb Multi-leaf Rear Springs	4C4Z-18125-B 4C4Z18125B 501906C91 501906C92 ASH-24661 ASH24661	 O	83317
	Models with Hendrickson HAS - 230 Rear Air Suspension	4C4Z-18125-CA 60675-003 ASH-1105 ASH-722 60675-003L 60675003L 60675003 4C4Z18125CA ASH1105 ASH722	O O	85976
	Models with International Air Suspension (4x2)	AA-619 3553628C1 3553628C2 AA619	O O	85927
02-13	Models with Vari-Rate Rear Suspension	4C4Z18125CC AA-620 AA620 4C4Z-18125-CC	O O	83101
00-13	Models with 10,000 lb Front Suspension	4C4Z18124QA ASH24492 3584116C1 3584116C2 ASH-24492 AA616 AA-616 2C4418045BA 2C44-18045-BA 4C4Z-18124-QA	O	83175
	Models with 12,000 & 13,200 lb Front Springs	4C4Z18124RA 4C4Z-18124-JB 4C4Z18124JB 3584118C2 AA-617 AT812 4C4Z-18124-RA AA617 AT-812	O	85928

APPLICATION GUIDE

Year	Fitment Notes	OEM#					
				Fleetline	GasSLX		Fleetline

FORD

FORD

F-650 (cont)

00-13	Models with 8,500 lb Front Suspension	4C4Z18124P 4C4Z-18124-HB 4C4Z18124HB AA615 AA-615 FC4Z-18124-HB 3584117C2 4C4Z-18124-P AT-811 AT811 FC4Z18124HB	O O	83135
00-03	Models with 23,000 lb Multi-leaf Rear Springs	F81Z-18125-ZA AT-696 F81A18080ZC AT696 ASH-2447 ASH2447 F81A-18080-ZC F81Z18125ZA	O O	83140
	Models with Hendrickson HAS - 190 Rear Air Suspension	1C44-18080-AA 60670008L 60670-008 1C4418080AA 60670-008L 60670008	O O	83123	89405
00-02	Models with 8500 or 9000 lb Front Axle	XC3518045JA ASH397 3U2Z-18124-MAA XC3518045AB 3U2Z18124MAA XC35-18045-AB XC3Z-18124-JA XC35-18045-AD XC35-18045-JA XC3518045AD AA-494 ASH-397 AA494 XC3Z18124JA	O O	83131

F-700

94-98	Models with Taperleaf Springs and with 6000, 7000, 8500, 9000 lb Axle	F4HT18045AC F4HT18045AB F5HZ-18124-A F4HT-18045-AB F4HT-18045-AC F5HZ18124A	O O	83314
	Models with with 15000, 17500, 19000 lb Taperleaf Springs	F4HT18080AA F4HT-18080-AB F5HZ-18125-A F4HT-18080-AA F5HZ18125A F4HT18080AB	O O	85314	89425
86-98	Models with O.E.M. Number	E6HZ18125D AX-310 AX310 E6HT18080AA ASH-24446 ASH24446 E6HT-18080-AA E6HZ-18125-D	O O	83215
94-97	Models with 52" or 54" Taperleaf Springs and with 10000 or 12000 lb Axle	F4HT-18045-DA F5HZ-18124-C F5HZ18124C F4HT18045DA	O O	85063
	w/ Multileaf Spring and w/ 10000, 12000 or 13200 lb Axle	F4HT-18045-CB F5HZ-18124-B F5HZ18124B F4HT18045CB	O O	83107
80-94	Exc. 9000 lb Axle with H.D. Suspension & 12000 lb Axle	E0HT18045AA E0HT18045AB E0HT-18045-AB E0HT-18045-AA	O O	83309
94	Models with with 14600 lb Multileaf Spring	F4HT-18045-EA F5HZ-18124-D F5HZ18124D F4HT18045EA	O O	83125
80-90	Models with 17000 & 18000 lb Rear Axle	D7HT-18080-DA D7HF18080AA D7HT18080DA D7HF-18080-AA	O O	83215
70-90	Models with 13000 & 15000 lb Rear Axle	D7HT18080BA D7HT-18080-BA	O O	83225
90	Models with Multileaf Spring	F1HT18045AA F1HT-18045-AA	O O	83309

APPLICATION GUIDE

Year	Fitment Notes	OEM#					
			Fleetline	GasSLX	Fleetline	GasSLX	Cab Shock Specialty Shock

FORD

FORD

F-700 (cont)

83-89	Models with 9000 lb Axle with H.D. Suspension & 12000 lb Axle	D7HT-18045-CA D2HF-18045-AA D2HF18045AA D7HT18045CA	 	83314
-------	---	--	------	-------	------	------	------	------





F-700 LPO

90-94	Models with O.E.M. Number	E9HS-18080-AA E9HS18080AA	 	85716
-------	---------------------------	------------------------------	------	------	------	-------	------	------

F-750

21-24	Models with 19.5" or 22.5" Wheels (22,000 lb GVW)	FC4Z-18124-B FC4Z-18124-A ASH-24659 ASH-24658 ASH24659 ASH24658 471700011530 FC4Z18124B FC4Z18124A FC44-18045-BB FC4418045BB	 	85181
	Models with 13,500, 15,500 & 19,000 lb Multi-leaf Rear Springs	FC4Z-18125-A FC4418080AB ASH-24660 FC4Z18125A 471700011531 FC44-18080-AB ASH24660	 	85180
	Models with Hendrickson HAS - 400/460 Rear Air Suspension	60675-014 ASH-25838 60675014 ASH25838 FC4Z-18125-E FC4Z18125E	 	85978
	Models with Hendrickson Rear Air Suspension	60670-011 60670011 ASH24663 FC4Z-18125-D ASH-24663 FC4Z18125D 60670012 60670-012 ASH-24662 FC4Z18125C ASH24662 FC4Z-18125-C	 	83148
20	Models with Hendrickson Rear Air Suspension	60670-011 60670011 ASH24663 FC4Z-18125-D ASH-24663 FC4Z18125D	 	83148
15-19	Models with 19.5" or 22.5" Wheels (22,000 lb GVW)	FC4Z-18124-B FC4Z-18124-A ASH-24659 ASH-24658 ASH24659 ASH24658 471700011530 FC4Z18124B FC4Z18124A FC44-18045-BB FC4418045BB	 	85181
	Models with 13,500, 15,500 & 19,000 lb Multi-leaf Rear Springs	FC4Z-18125-A FC4418080AB ASH-24660 FC4Z18125A 471700011531 FC44-18080-AB ASH24660	 	85180
	Models with Hendrickson HAS - 400/460 Rear Air Suspension	60675-014 ASH-25838 60675014 ASH25838 FC4Z-18125-E FC4Z18125E	 	85978
	Models with Hendrickson Rear Air Suspension	60670-011 60670011 ASH24663 FC4Z-18125-D ASH-24663 FC4Z18125D	 	83148

APPLICATION GUIDE

Year	Fitment Notes	OEM#					
				Fleetline	GasSLX		Fleetline

FORD

FORD

F-750 (cont)

15-19	Models with Hendrickson Rear Air Suspension	60670012 60670-012 ASH-24662 FC4Z18125C ASH24662 FC4Z-18125-C	OO	83168			
15	Models with 10,000 lb Front Suspension	4C4Z18124QA ASH24492 3584116C1 3584116C2 ASH-24492 AA616 AA-616 2C4418045BA 2C44-18045-BA 4C4Z-18124-QA	OO	83175			
	Models with 12,000 & 13,200 lb Front Springs	4C4Z18124RA 4C4Z-18124-JB 4C4Z18124JB 3584118C2 AA-617 AT812 4C4Z-18124-RA AA617 AT-812	OO	85928			
	Models with 21,000 lb Rear Air Suspension	3578858C1 3578858C2 4C4Z-18125-DA 4C4Z18125DA	OO		85656		
	Models with 22,000 lb Multi-leaf Rear Springs	4C4Z-18125-B 4C4Z18125B 501906C91 501906C92 ASH-24661 ASH24661	OO		83317		
	Models with 8,500 lb Front Suspension	4C4Z18124P 4C4Z-18124-HB 4C4Z18124HB AA615 AA-615 FC4Z-18124-HB 3584117C2 4C4Z-18124-P AT-811 AT811 FC4Z18124HB	OO	83135			
	Models with Hendrickson HAS - 230 Rear Air Suspension	4C4Z-18125-CA 60675-003 ASH-1105 ASH-722 60675-003L 60675003L 60675003 4C4Z18125CA ASH1105 ASH722	OO		85976		
	Models with International Air Suspension (4x2)	AA-619 3553628C1 3553628C2 AA619	OO		85927		
14	Models with 10,000 lb Front Suspension	4C4Z18124QA ASH24492 3584116C1 3584116C2 ASH-24492 AA616 AA-616 2C4418045BA 2C44-18045-BA 4C4Z-18124-QA	OO	83175			
	Models with 12,000 & 13,200 lb Front Springs	4C4Z18124RA 4C4Z-18124-JB 4C4Z18124JB 3584118C2 AA-617 AT812 4C4Z-18124-RA AA617 AT-812	OO	85928			
	Models with 21,000 lb Rear Air Suspension	3578858C1 3578858C2 4C4Z-18125-DA 4C4Z18125DA	OO		85656		

APPLICATION GUIDE

Year	Fitment Notes	OEM#					
				Fleetline	GasSLX		Fleetline

FORD

FORD

F-750 (cont)

14	Models with 22,000 lb Multi-leaf Rear Springs	4C4Z-18125-B 4C4Z18125B 501906C91 501906C92 ASH-24661 ASH24661	 O	83317
	Models with 8,500 lb Front Suspension	4C4Z18124P 4C4Z-18124-HB 4C4Z18124HB AA615 AA-615 FC4Z-18124-HB 3584117C2 4C4Z-18124-P AT-811 AT811 FC4Z18124HB	83135	O O
	Models with Hendrickson HAS - 230 Rear Air Suspension	4C4Z-18125-CA 60675-003 ASH-1105 ASH-722 60675-003L 60675003L 60675003 4C4Z18125CA ASH1105 ASH722	O O	85976
	Models with International Air Suspension (4x2)	AA-619 3553628C1 3553628C2 AA619	O O	85927
04-13	Models with 21,000 lb Rear Air Suspension	3578858C1 3578858C2 4C4Z-18125-DA 4C4Z18125DA	O O	85656
	Models with 22,000 lb Multi-leaf Rear Springs	4C4Z-18125-B 4C4Z18125B 501906C91 501906C92 ASH-24661 ASH24661	 O	83317
	Models with Hendrickson HAS - 230 Rear Air Suspension	4C4Z-18125-CA 60675-003 ASH-1105 ASH-722 60675-003L 60675003L 60675003 4C4Z18125CA ASH1105 ASH722	O O	85976
	Models with International Air Suspension (4x2)	AA-619 3553628C1 3553628C2 AA619	O O	85927
02-13	Models with Vari-Rate Rear Suspension	4C4Z18125CC AA-620 AA620 4C4Z-18125-CC	O O	83101
00-13	Models with 10,000 lb Front Suspension	4C4Z18124QA ASH24492 3584116C1 3584116C2 ASH-24492 AA616 AA-616 2C4418045BA 2C44-18045-BA 4C4Z-18124-QA	83175	O O
	Models with 12,000 & 13,200 lb Front Springs	4C4Z18124RA 4C4Z-18124-JB 4C4Z18124JB 3584118C2 AA-617 AT812 4C4Z-18124-RA AA617 AT-812	85928	O O

APPLICATION GUIDE

Year	Fitment Notes	OEM#					
				Fleetline	GasSLX		Fleetline

FORD

FORD

F-750 (cont)

00-13	Models with 8,500 lb Front Suspension	4C4Z18124P 4C4Z-18124-HB 4C4Z18124HB AA615 AA-615 FC4Z-18124-HB 3584117C2 4C4Z-18124-P AT-811 AT811 FC4Z18124HB	O/O	83135
00-03	Models with 23,000 lb Multi-leaf Rear Springs	F81Z-18125-ZA AT-696 F81A18080ZC AT696 ASH-2447 ASH2447 F81A-18080-ZC F81Z18125ZA	O/O	83140
	Models with Hendrickson HAS - 190 Rear Air Suspension	1C44-18080-AA 60670008L 60670-008 1C4418080AA 60670-008L 60670008	O/O	83123	89405
00-02	Models with 8500 or 9000 lb Front Axle	XC3518045JA ASH397 3U2Z-18124-MAA XC3518045AB 3U2Z18124MAA XC35-18045-AB XC3Z-18124-JA XC35-18045-AD XC35-18045-JA XC3518045AD AA-494 ASH-397 AA494 XC3Z18124JA	O/O	83131

F-800

94-98	Models with Taperleaf Springs and with 6000, 7000, 8500, 9000 lb Axle	F4HT18045AC F4HT18045AB F5HZ-18124-A F4HT-18045-AB F4HT-18045-AC F5HZ18124A	O/O	83314
	Models with with 15000, 17500, 19000 lb Taperleaf Springs	F4HT18080AA F4HT-18080-AB F5HZ-18125-A F4HT-18080-AA F5HZ18125A F4HT18080AB	O/O	85314	89425
94-97	Models with 21000 Taperleaf Springs	F4HT18080BA F4HT-18080-BA	O/O	85001	89410
	Models with 52" or 54" Taperleaf Springs and with 10000 or 12000 lb Axle	F4HT-18045-DA F5HZ-18124-C F5HZ18124C F4HT18045DA	O/O	85063
86-97	Models with O.E.M. Number	E6HZ18125D AX-310 AX310 E6HT18080AA ASH-24446 ASH24446 E6HT-18080-AA E6HZ-18125-D	O/O	83215
80-94	Exc. 9000 lb Axle with H.D. Suspension & 12000 lb Axle	E0HT18045AA E0HT18045AB E0HT-18045-AB E0HT-18045-AA	O/O	83309
94	Models with with 14600 lb Multileaf Spring	F4HT-18045-EA F5HZ-18124-D F5HZ18124D F4HT18045EA	O/O	83125
	w/ Multileaf Spring and w/ 10000, 12000 or 13200 lb Axle	F4HT-18045-CB F5HZ-18124-B F5HZ18124B F4HT18045CB	O/O	83107
80-90	Models with 17000 & 18000 lb Rear Axle	D7HT-18080-DA D7HF18080AA D7HT18080DA D7HF-18080-AA	O/O	83215
90	Models with 13000 & 15000 lb Rear Axle	D7HT18080BA	O/O	83225

APPLICATION GUIDE

Year	Fitment Notes	OEM#					
				Fleetline	GasSLX		Fleetline

FORD

FORD

F-800 (cont)

90	Models with Multileaf Spring	F1HT18045AA F1HT-18045-AA	 	83309
83-89	Models with 9000 lb Axle with H.D. Suspension & 12000 lb Axle	D7HT-18045-CA D2HF-18045-AA D2HF18045AA D7HT18045CA	 	83314
80-89	Models with 13000 & 15000 lb Rear Axle	D7HT18080BA D7HT-18080-BA	 		83225

F-7000

83-87	Models with 9000 lb Axle with H.D. Suspension & 12000 lb Axle	D7HT-18045-CA D2HF-18045-AA D2HF18045AA D7HT18045CA	 	83314
80-87	Exc. 9000 lb Axle with H.D. Suspension & 12000 lb Axle	E0HT18045AA E0HT18045AB E0HT-18045-AB E0HT-18045-AA	 	83309

F-8000

83-87	Exc. 9000 lb Axle with H.D. Suspension & 12000 lb Axle	E0HT18045AA E0HT18045AB E0HT-18045-AB E0HT-18045-AA	 	83309
	Models with 9000 lb Axle with H.D. Suspension & 12000 lb Axle	D7HT-18045-CA D2HF-18045-AA D2HF18045AA D7HT18045CA	 	83314

FT800

80-90	Exc. 9000 lb Axle with H.D. Suspension & 12000 lb Axle	E0HT18045AA E0HT18045AB E0HT-18045-AB E0HT-18045-AA	 	83309
83-89	Models with 9000 lb Axle with H.D. Suspension & 12000 lb Axle	D7HT-18045-CA D2HF-18045-AA D2HF18045AA D7HT18045CA	 	83314

FT900

94-98	Models with 46" Taperleaf Spring and 15000, 17500 or 19000 lb Axle	F4HT18080AA F4HT-18080-AB F4HT-18080-AA F5HZ18125DA F5HZ-18125-DA F4HT18080AB	 		85314	89425
	Models with 46" Taperleaf Springs and 21000 lb Axle	F4HT18080BA F4HT-18080-BA	 		85001	89410
	Models with Multileaf Spring and 14600 lb Axle	F4HT-18045-EA F5HZ-18124-D F5HZ18124D F4HT18045EA	 	83125
	w/ Multileaf Spring and w/ 10000, 12000 or 13200 lb Axle	F4HT-18045-CB F5HZ-18124-B F5HZ18124B F4HT18045CB	 	83107
90-98	Models with shock located forward of rear axle	E6HZ18125D AX-310 E6HT18080AA ASH-24446 ASH24446 E6HT-18080-AA E6HZ-18125-D	 		83215
94-97	Models with 52" or 54" Taperleaf Springs and with 10000 or 12000 lb Axle	F4HT-18045-DA F5HZ-18124-C F5HZ18124C F4HT18045DA	 	85063
	Models with Taperleaf Springs and with 6000, 7000, 8500 or 9000 lb Axles	F4HT18045AB F5HZ-18124-A F4HT-18045-AB F5HZ18124A	 	83314
90-94	Low Profile Models with 9000 lb Axle with H.D. Suspension or 10000, 11000, or 12000 lb Axles	E9HS18045AA E9HZ-18124-A E9HZ18124A E9HS-18045-AA	 	83309

APPLICATION GUIDE

Year	Fitment Notes	OEM#					
				Fleetline	GasSLX		Fleetline

FORD

FORD

FT900 (cont)

90-94	Models with 9000 lb Axle with H.D. Suspension or 10000, 11000, or 12000 lb Axles	C4HZ18124E C4HZ-18124-E F1HT18045AA F1HT-18045-AA F1HZ-18124-A F1HZ18124A	 	83309
90-92	Low Profile Models with O.E.M. Number	E9HS-18080-AA E9HS18080AA	 	 	85716

FT8000

83-87	Exc. 9000 lb Axle with H.D. Suspension & 12000 lb Axle	E0HT18045AA E0HT18045AB E0HT-18045-AB E0HT-18045-AA	 	83309
	Models with 9000 lb Axle with H.D. Suspension & 12000 lb Axle	D7HT-18045-CA D2HF-18045-AA D2HF18045AA D7HT18045CA	 	83314

H AND HT SERIES - HI TILT CAB

61-66	HT-950 with 12000 & 15000 lb. Axle		 	83314
61-63	HT-950 with 11000 lb. Axle		 	83314

L, LT & LTS - CONVENTIONAL CAB

	L-8000, L-9000, LT-8000, LT-9000 with Hendrickson Rear Air Suspension	4790213 47902-13	 	 	83122	89406
73-89	LTS-800, LTS-850, LTS-900, LTS-9000 with 16000 lb. Axle	D0HA-18045-E D7HT18045EA D2HF-18045-DA D7HT-18045-EA D0HA18045E D2HF18045DA	 	83312	89409
73-80	L-800, L850, L-900, L-9000, LT-800, LT-850, LT880, LT-900, LT-9000, LTS-800, LTS-850, LTS-900 with 7000, 9000, 12000, 16000 lb. Axles	D2HF-18045-BA D7HT-18045-DA D2HF18045BA D7HT18045DA	 	83309
73-79	L-800, L8000, L-900, L-9000, LT-800, LT-880, LT8000, LT-900, LT-9000 with 7000, 9000, 12000 lb. Axles	D7HF-18045-FA D7HF18045FA D2EF18045AA D2KF18045AA D2EF-18045-AA D2KF-18045-AA D7HT18045BA D7HT-18045-BA	 	83312	89409
	L-800, L8000, L-900, L-9000, LT-800, LT-880, LT8000, LT-900, LT-9000, LTS-8000, LTS-900, LTS-9000 with 7000, 9000, 12000, 16000 lb. Axles	D2HT-18045-CA D2HF-18045-AA D2HF18045AA D2HT18045CA	 	83314

L-SERIES CONVENTIONAL

	All with 60" Able Body Sleepers with Link Bunkmate Models FAS60-A & FAS60-AS	12011044 12021044 1201-1044 1202-1044	 	83025
	L, LT, LN, LNT 800, 8000, 9000 Models, LTS, LS 8000, 9000 Models, & LTL, LL 9000 Models with Link Cabmate Model FN89-A	1201-0012 12010012 12020012 1202-0012	 	83023

L800

80-85	Models with 7000, 9000, 12000 lb Axles	D7HF-18045-FA D7HF18045FA D2EF18045AA D2KF18045AA D2EF-18045-AA D2KF-18045-AA D7HT18045BA D7HT-18045-BA	 	83312	89409
	Models with 7000, 9000, 12000, 16000 lb Axles	D2HF-18045-BA D7HT-18045-DA D2HF18045BA D7HT18045DA	 	83309
		D2HT-18045-CA D2HF-18045-AA D2HF18045AA D2HT18045CA	 	83314

APPLICATION GUIDE

Year	Fitment Notes	OEM#					
				Fleetline	GasSLX		Fleetline

FORD

FORD

L900

81	Models with 7000, 9000, 12000 lb Axles	D7HF-18045-FA D7HF18045FA D2EF18045AA D2KF18045AA D2EF-18045-AA D2KF-18045-AA D7HT18045BA D7HT-18045-BA	 	83312	89409	
	Models with 7000, 9000, 12000, 16000 lb Axles	D2HF-18045-BA D7HT-18045-DA D2HF18045BA D7HT18045DA	 	83309
		D2HT-18045-CA D2HF-18045-AA D2HF18045AA D2HT18045CA	 	83314

L8000

81-88	Models with 7000, 9000, 12000 lb Axles	D7HF-18045-FA D7HF18045FA D2EF18045AA D2KF18045AA D2EF-18045-AA D2KF-18045-AA D7HT18045BA D7HT-18045-BA	 	83312	89409	
	Models with 7000, 9000, 12000, 16000 lb Axles	D2HF-18045-BA D7HT-18045-DA D2HF18045BA D7HT18045DA	 	83309
81-85	Models with 7000, 9000, 12000, 16000 lb Axles	D2HT-18045-CA D2HF-18045-AA D2HF18045AA D2HT18045CA	 	83314

L8000F

94-97	Models with 21000 or 23000 lb. with 46" Taperleaf Spring	F4HT18080BA F4HT-18080-BA	 	 	85001	89410
91-97	Models with 4000, 4500, 5400, 6000, 7200 lb Multileaf Springs and with 9000, 10000, 12000 or 16000 lb Axles	F1HT-18045-CB F1HT18045CB	 	83216
	Models with 4500, 5400, 6000, 7200, 10000 lb Multileaf Springs and with 10000, 12000, 13200, 16000 lb Axles	F1HT18045DB F1HT-18045-DB	 	83308
	Models with Multileaf Spring	F1HT18045DA F1HT-18045-DA	 	83312	89409	
90-97	Models with 52" Taperleaf Spring	F1HT-18045-GB F1HT18045GB F1HT18045GA F1HT-18045-GA	 	85006
	Models with 58" Parabolic Taperleaf Spring	F1HT-18045-RA F1HT18045RB F1HT-18045-RB F1HT18045RA	 	89402	

L9000

94-97	Models with 21000 or 23000 lb. with 46" Taperleaf Spring	F4HT18080BA F4HT-18080-BA	 	 	85001	89410
91-97	Models with 4000, 4500, 5400, 6000, 7200 lb Multileaf Springs and with 9000, 10000, 12000 or 16000 lb Axles	F1HT-18045-CB F1HT18045CB	 	83216
	Models with 4500, 5400, 6000, 7200, 10000 lb Multileaf Springs and with 10000, 12000, 13200, 16000 lb Axles	F1HT18045DB F1HT-18045-DB	 	83308
	Models with 52" Taperleaf Spring	F1HT-18045-GB F1HT18045GB F1HT18045GA F1HT-18045-GA	 	85006
91-97	Models with 58" Parabolic Taperleaf Spring	F1HT-18045-RA F1HT18045RB F1HT-18045-RB F1HT18045RA	 	89402	
	Models with Multileaf Spring	F1HT18045DA F1HT-18045-DA	 	83312	89409	
81-97	Models with 7000, 9000, 12000 lb Axles	D7HF-18045-FA D7HF18045FA D2EF18045AA D2KF18045AA D2EF-18045-AA D2KF-18045-AA D7HT18045BA D7HT-18045-BA	 	83312	89409	

APPLICATION GUIDE

Year	Fitment Notes	OEM#					
				Fleetline	GasSLX		Fleetline

FORD

FORD

L9000 (cont)

81-90	Models with 7000, 9000, 12000, 16000 lb Axles	D2HF-18045-BA D7HT-18045-DA D2HF18045BA D7HT18045DA	 	83309
81-85	Models with 7000, 9000, 12000, 16000 lb Axles	D2HT-18045-CA D2HF-18045-AA D2HF18045AA D2HT18045CA	 	83314

LA8000F

91-97	All with Hendrickson HAS-400, HA-210 or HA-230 Air Suspension	4790228 47902-28			85013	89414
	Models with 4000, 4500, 5400, 6000, or 7200 lb. Multileaf Spring	F1HT-18045-CB F1HT18045CB	 	83216
	Models with 52" or 58" Taperleaf Spring	F1HT18045EB F1HT18045EA F1HT-18045-EA F1HT-18045-EB	 	89402	
	Models with with 4500 lb to 10000 lb Multileaf Spring	F1HT18045CA F1HT-18045-CA	 	83308
96	Models with 12000 or 13000 lb Axles	F6HT18045LA F6HT-18045-LA	 	85376
	Models with 16000 lb. Multileaf Spring	F6HT-18045-AA F6HT18045AA	 	85054

LA9000

91-97	All with Hendrickson HAS-400, HA-210 or HA-230 Air Suspension	4790228 47902-28			85013	89414
	Models with 4000, 4500, 5400, 6000, or 7200 lb. Multileaf Spring	F1HT-18045-CB F1HT18045CB	 	83216
90-97	Models with with 4500 lb to 10000 lb Multileaf Spring	F1HT18045CA F1HT-18045-CA	 	83308

LL, LLA, LTA, LTL, LTLA - CONVENTIONAL CAB

93	LL-9000 with 4500, 5000, 6000 lb Springs and with 10000, 11000, 12000 lb Axles	F1HT18045DB F1HT-18045-DB	 	83308
----	--	------------------------------	------	-------	------	--	------	------	------

LL9000

94-96	Models with 4000, 4500, 5400, 6000 or 7200 lb Multileaf Springs and with 9000, 10000, 12000 or 16000 lb Axles	F1HT-18045-CB F1HT18045CB	 	83216
	Models with 4500, 5000, 6000 lb Springs and with 10000, 11000, 12000 lb Axles	F1HT18045DB F1HT-18045-DB	 	83308
91-92	Models with 4000, 4500, 5400, 6000 or 7200 lb Multileaf Springs and with 9000, 10000, 12000 or 16000 lb Axles	F1HT-18045-CB F1HT18045CB	 	83216
90-92	Models with 4500, 5000, 6000 lb Springs and with 10000, 11000, 12000 lb Axles	F1HT18045DB F1HT-18045-DB	 	83308

LLA9000

92-97	Models with 4000, 4500, 5400, 6000 or 7200 lb Multileaf Springs and with 9000, 10000, 12000 or 16000 lb Axles	F1HT-18045-CB F1HT18045CB	 	83216
	Models With 4500, 5400, 6000, 7200 or 10000 lb. Multileaf Spring	F1HT18045CA F1HT-18045-CA	 	83308
	Models with 4500, 5400, 6500 lb 58" Parabolic Taperleaf Spring	F0HT-18045-CA F1HT18045HB F0HT18045CA F1HT-18045-HB	 	85006
	Models with Hendrickson Rear Air Suspension	4790228 47902-28	 		85013	89414

LN & LNT - CONVENTIONAL CAB

	LN-7000, LN-8000, LN-9000, LNT-8000, LNT-9000 with Hendrickson Rear Air Suspension	4790213 F0HT-18080-AA 47902-13 F0HT18080AA F0HZ18125A F0HZ-18125-A			83122	89406
86-89	LN-600, LN-700, LN-750 with 11000, 13000, 15000, 17000 lb. Axles	D7HT18080BA D7HT-18080-BA	 		83225
70-89	LN-600, LN-650, LN-700, LN-750, LN-7000, LN-800, LN-8000, LNT-800, LNT-8000 with 3000, 3300 lb. Springs and 5000, 5500, 6000, 7000 lb. Axles	D7HT18045GA D7HT-18045-GA	 	83308
	LN-600, LN-700, LN-7000, LN-800, LN-8000, LNT-800, LNT-8000 with 4400 lb. Spring and 7000, 9000 lb. Axles	D2EF18045AA D2EF-18045-AA	 	83312	89409	

APPLICATION GUIDE

Year	Fitment Notes	OEM#					
				Fleetline	GasSLX		Fleetline

FORD

FORD

LN & LNT - CONVENTIONAL CAB (cont)

76-81	LN-800, LN-8000, LN-900, LN-9000, LNT-800, LNT-8000, LNT-900, LNT-9000	D7HT-18045-CA D2HF-18045-AA D2HF18045AA D7HT18045CA	<input type="radio"/> <input type="radio"/>	83314
76-79	LN-600, LN-650, LN-700, LN-800	D7HT18045BA D7HT-18045-BA	<input type="radio"/> <input type="radio"/>	83312	89409	
70-79	LN-800, LN-850, LN-8000, LN-900, LN-9000, LNT-800, LNT-850, LNT-880, LNT-8000, LNT-900, LNT-9000 with 6000, 7000, 9000, 12000, 16000 lb. Axles	D2HF-18045-BA D7HT-18045-DA D2HF18045BA D7HT18045DA	<input type="radio"/> <input type="radio"/>	83309
76-77	LN-800, LN-8000, LN-900, LN-9000, LNT-800, LNT-8000, LNT-900, LNT-9000	D2KF18045AA D2KF-18045-AA	<input type="radio"/> <input type="radio"/>	83312	89409	
70-75	LN-700, LN-750 Diesel with 9000 lb. Axle	C1TT-18045-C C1TT18045C	<input type="radio"/> <input type="radio"/>	83312	89409	
70-71	LN-800, LN-850, LNT-900, with 7000, 9000, 12000 lb. Axles	D2TF-18045-GA D2TF18045GA	<input type="radio"/> <input type="radio"/>	83308

LN600

80-85	Models with 11000, 13000, 15000, 17000 lb Axles	D7HT18080BA D7HT-18080-BA	<input type="radio"/> <input type="radio"/>		83225
	Models with 3000, 3300 lb Springs and 5000, 5500, 6000, 7000 lb Axles	D7HT18045GA D7HT-18045-GA	<input type="radio"/> <input type="radio"/>	83308
	Models with 4400 lb Spring and 7000, 9000 lb Axles	D2EF18045AA D2EF-18045-AA	<input type="radio"/> <input type="radio"/>	83312	89409	

LN700

80-86	Models with 11000, 13000, 15000, 17000 lb Axles	D7HT18080BA D7HT-18080-BA	<input type="radio"/> <input type="radio"/>		83225
	Models with 3000, 3300 lb Springs and 5000, 5500, 6000, 7000 lb Axles	D7HT18045GA D7HT-18045-GA	<input type="radio"/> <input type="radio"/>	83308
	Models with 4400 lb Spring and 7000, 9000 lb Axles	D2EF18045AA D2EF-18045-AA	<input type="radio"/> <input type="radio"/>	83312	89409	

LN800

80-85	Models with 3000, 3300 lb Springs and 5000, 5500, 6000, 7000 lb Axles	D7HT18045GA D7HT-18045-GA	<input type="radio"/> <input type="radio"/>	83308
	Models with 4400 lb Spring and 7000, 9000 lb Axles	D2EF18045AA D2EF-18045-AA	<input type="radio"/> <input type="radio"/>	83312	89409	
	Models with 6000, 7000, 9000, 12000, 16000 lb Axles	D2HF-18045-BA D7HT-18045-DA D2HF18045BA D7HT18045DA	<input type="radio"/> <input type="radio"/>	83309

LN900

81	Models with 6000, 7000, 9000, 12000, 16000 lb Axles	D2HF-18045-BA D7HT-18045-DA D2HF18045BA D7HT18045DA	<input type="radio"/> <input type="radio"/>	83309
----	---	--	--	-------	------	--	------	------	------

LN7000

94-97	Models with 21000 or 23000 lb. with 46" Taperleaf Spring	F4HT18080BA F4HT-18080-BA	<input type="radio"/> <input type="radio"/>		85001	89410
91-97	Models with 4000, 4500, 5400, 6000 or 7200 lb Multileaf Springs and with 9000, 10000, 12000 or 16000 lb Axles	F1HT-18045-CB F1HT18045CB	<input type="radio"/> <input type="radio"/>	83216
	Models with 4500, 5400, 6000, 7200, 10000 lb Springs and with 10000, 12000, 13200, 16000 lb Axles	F1HT18045DB F1HT-18045-DB	<input type="radio"/> <input type="radio"/>	83308
90-97	Models with 52" Taperleaf Spring	F1HT-18045-GB F1HT18045GB F1HT18045GA F1HT-18045-GA	<input type="radio"/> <input type="radio"/>	85006
	Models with 58" Parabolic Taperleaf Spring	F1HT-18045-RA F1HT18045RB F1HT-18045-RB F1HT18045RA	<input type="radio"/> <input type="radio"/>	89402	
	Models with Multileaf Spring	F1HT18045DA F1HT-18045-DA	<input type="radio"/> <input type="radio"/>	83312	89409	
81-97	Models with 3000, 3300 lb Springs and 5000, 5500, 6000, 7000 lb Axles	D7HT18045GA D7HT-18045-GA	<input type="radio"/> <input type="radio"/>	83308
	Models with 4400 lb Spring and 7000, 9000 lb Axles	D2EF18045AA D2EF-18045-AA	<input type="radio"/> <input type="radio"/>	83312	89409	

LN8000

94-97	Models with 21000 or 23000 lb. with 46" Taperleaf Spring	F4HT18080BA F4HT-18080-BA	<input type="radio"/> <input type="radio"/>		85001	89410
-------	--	------------------------------	--	------	------	--	-------	-------	------

APPLICATION GUIDE

Year	Fitment Notes	OEM#					
				Fleetline	GasSLX		Fleetline

FORD

FORD

LN8000 (cont)

91-97	Models with 4000, 4500, 5400, 6000 or 7200 lb Multileaf Springs and with 9000, 10000, 12000 or 16000 lb Axles	F1HT-18045-CB F1HT18045CB	○ ○	83216
	Models with 4500, 5400, 6000, 7200, 10000 lb Springs and with 10000, 12000, 13200, 16000 lb Axles	F1HT18045DB F1HT-18045-DB	○ ○	83308
90-97	Models with 52" Taperleaf Spring	F1HT-18045-GB F1HT18045GB F1HT18045GA F1HT-18045-GA	○ ○ ○	85006
	Models with 58" Parabolic Taperleaf Spring	F1HT-18045-RA F1HT18045RB F1HT-18045-RB F1HT18045RA	○ ○ ○	89402
	Models with Multileaf Spring	F1HT18045DA F1HT-18045-DA	○ ○	83312	89409
81-97	Models with 3000, 3300 lb Springs and 5000, 5500, 6000, 7000 lb Axles	D7HT18045GA D7HT-18045-GA	○ ○	83308
	Models with 4400 lb Spring and 7000, 9000 lb Axles	D2EF18045AA D2EF-18045-AA	○ ○	83312	89409
81-88	Models with 6000, 7000, 9000, 12000, 16000 lb Axles	D2HF-18045-BA D7HT-18045-DA D2HF18045BA D7HT18045DA	○ ○ ○	83309

LN9000

94-97	Models with 21000 or 23000 lb. with 46" Taperleaf Spring	F4HT18080BA F4HT-18080-BA	○ ○	85001	89410
91-97	Models with 4000, 4500, 5400, 6000 or 7200 lb Multileaf Springs and with 9000, 10000, 12000 or 16000 lb Axles	F1HT-18045-CB F1HT18045CB	○ ○	83216
	Models with 4500, 5400, 6000, 7200, 10000 lb Springs and with 10000, 12000, 13200, 16000 lb Axles	F1HT18045DB F1HT-18045-DB	○ ○	83308
90-97	Models with 52" Taperleaf Spring	F1HT-18045-GB F1HT18045GB F1HT18045GA F1HT-18045-GA	○ ○ ○	85006
	Models with 58" Parabolic Taperleaf Spring	F1HT-18045-RA F1HT18045RB F1HT-18045-RB F1HT18045RA	○ ○ ○	89402
	Models with Multileaf Spring	F1HT18045DA F1HT-18045-DA	○ ○	83312	89409
81-89	Models with 6000, 7000, 9000, 12000, 16000 lb Axles	D2HF-18045-BA D7HT-18045-DA D2HF18045BA D7HT18045DA	○ ○ ○	83309

LNT800

81-84	Models with 3000, 3300 lb Springs and 5000, 5500, 6000, 7000 lb Axles	D7HT18045GA D7HT-18045-GA	○ ○	83308
	Models with 4400 lb Spring and 7000, 9000 lb Axles	D2EF18045AA D2EF-18045-AA	○ ○	83312	89409
	Models with 6000, 7000, 9000, 12000, 16000 lb Axles	D2HF-18045-BA D7HT-18045-DA D2HF18045BA D7HT18045DA	○ ○ ○	83309

LNT900

81	Models with 6000, 7000, 9000, 12000, 16000 lb Axles	D2HF-18045-BA D7HT-18045-DA D2HF18045BA D7HT18045DA	○ ○ ○	83309
----	---	--	-------------	-------	------	------	------	------

LNT8000

81-89	Models with 3000, 3300 lb Springs and 5000, 5500, 6000, 7000 lb Axles	D7HT18045GA D7HT-18045-GA	○ ○	83308
	Models with 4400 lb Spring and 7000, 9000 lb Axles	D2EF18045AA D2EF-18045-AA	○ ○	83312	89409
	Models with 6000, 7000, 9000, 12000, 16000 lb Axles	D2HF-18045-BA D7HT-18045-DA D2HF18045BA D7HT18045DA	○ ○ ○	83309

LNT8000F

94-97	Models with 21000 or 23000 lb. with 46" Taperleaf Spring	F4HT18080BA F4HT-18080-BA	○ ○	85001	89410
91-97	Models with 4000, 4500, 5400, 6000 or 7200 lb Multileaf Springs and with 9000, 10000, 12000 or 16000 lb Axles	F1HT-18045-CB F1HT18045CB	○ ○	83216

APPLICATION GUIDE

Year	Fitment Notes	OEM#					
			Fleetline	GasSLX	Fleetline	GasSLX	Cab Shock/ Specialty Shock

FORD

FORD

LNT8000F (cont)

91-97	Models with 4500, 5400, 6000, 7200, 10000 lb Springs and with 10000, 12000, 13200, 16000 lb Axles	F1HT18045DB F1HT-18045-DB	○	83308
90-97	Models with 52" Taperleaf Spring	F1HT-18045-GB F1HT18045GB F1HT18045GA F1HT-18045-GA	○ ○ ○	85006
	Models with 58" Parabolic Taperleaf Spring	F1HT-18045-RA F1HT18045RB F1HT-18045-RB F1HT18045RA	○ ○ ○	89402
	Models with Multileaf Spring	F1HT18045DA F1HT-18045-DA	○ ○	83312	89409
87-97	Models with 3000, 3300 lb Springs and 5000, 5500, 6000, 7000 lb Axles	D7HT18045GA D7HT-18045-GA	○ ○	83308

LNT9000

94-97	Models with 21000 or 23000 lb. with 46" Taperleaf Spring	F4HT18080BA F4HT-18080-BA	○	○	85001	89410
91-97	Models with 4000, 4500, 5400, 6000 or 7200 lb Multileaf Springs and with 9000, 10000, 12000 or 16000 lb Axles	F1HT-18045-CB F1HT18045CB	○	83216
	Models with 4500, 5400, 6000, 7200, 10000 lb Springs and with 10000, 12000, 13200, 16000 lb Axles	F1HT18045DB F1HT-18045-DB	○ ○	83308
90-97	Models with 52" Taperleaf Spring	F1HT-18045-GB F1HT18045GB F1HT18045GA F1HT-18045-GA	○ ○ ○	85006
	Models with 58" Parabolic Taperleaf Spring	F1HT-18045-RA F1HT18045RB F1HT-18045-RB F1HT18045RA	○ ○ ○	89402
	Models with Multileaf Spring	F1HT18045DA F1HT-18045-DA	○ ○	83312	89409
81-89	Models with 6000, 7000, 9000, 12000, 16000 lb Axles	D2HF-18045-BA D7HT-18045-DA D2HF18045BA D7HT18045DA	○ ○ ○	83309

LOUISVILLE SERIES - CONVENTIONAL CAB

	All with 54" Multileaf Spring and with 12000 or 13200 lb Axle	F6HT-18045-BC F6HT18045BC	○	85047	89435
	All with Hendrickson HAS-400 Air Suspension	F6HZ18080FC 4790228 F6HZ-18080-FC 47902-28 F6HZ18125D F6HZ-18125-D	○ ○ ○ ○	85013	89414
	All with Neway AD-246 Air Suspension	90045132	○	85909
		90045099	○	85906	89407
96-98	All with 13200 lb or 14600 lb Axle and 54" Taperleaf Spring	F6HT-18045-GC F6HT-18045-GB F6HT18045GC F6HT18045GB	○ ○	85030	89440
	All with 54" Multi-leaf Spring and 14600 or 16000 lb Axle	F6HT-18045-CC F6HZ-18124-C F6HT18045CC F6HZ18124C	○ ○	85055	89439
96-97	All Models with 10000 lb or 12000 lb Axle and 54" Taperleaf Spring	F6HT-18045-AC F6HZ-18124-A F6HZ18124A F6HT18045AC F6HZ-18124-G F6HZ18124G	○ ○ ○	85054
	All with 12000 lb, 13000 lb or 14600 lb Axle and 60" Taperleaf Spring	F6HT-18045-EB F6HT-18045-EC F6HZ18124E F6HZ18124D F6HT18045EC F6HT18045EB F6HZ-18124-F F6HZ-18124-E F6HZ-18124-D F6HZ18124F	○ ○ ○ ○	85055	89439
	All with 54" Multileaf Spring and with 8500 or 9000 lb Axle	F6HT18045JB F6HT18045JC F6HZ18124J F6HT-18045-JB F6HT-18045-JC F6HZ-18124-J	○ ○	89402

APPLICATION GUIDE

Year	Fitment Notes	OEM#					
				Fleetline	GasSLX		Fleetline

FORD

FORD

LOUISVILLE SERIES - CONVENTIONAL CAB (cont)

96-97	All with 8500 lb or 9000 lb Axle with 54" Taperleaf Spring	F6HT-18045-HB F6HT-18045-HC F6HZ-18124-H F6HZ18124H F6HT18045HB F6HT18045HC	 	85054				
-------	--	--	----------------------	-------	------	--	--	--	--

LS8000F

90-97	Models with 52" or 58" Taperleaf Spring	F1HT18045EB F1HT18045EA F1HT-18045-EA F1HT-18045-EB	 	89402				
	Models with with 4500 lb to 10000 lb Multileaf Spring	F1HT18045CA F1HT-18045-CA	 	83308				

LT800

81-84	Models with 7000, 9000, 12000 lb Axles	D7HF-18045-FA D7HF18045FA D2EF18045AA D2KF18045AA D2EF-18045-AA D2KF-18045-AA D7HT18045BA D7HT-18045-BA	 	83312	89409				
	Models with 7000, 9000, 12000, 16000 lb Axles	D2HF-18045-BA D7HT-18045-DA D2HF18045BA D7HT18045DA	 	83309				
		D2HT-18045-CA D2HF-18045-AA D2HF18045AA D2HT18045CA	 	83314				

LT8000

81-88	Models with 7000, 9000, 12000 lb Axles	D7HF-18045-FA D7HF18045FA D2EF18045AA D2KF18045AA D2EF-18045-AA D2KF-18045-AA D7HT18045BA D7HT-18045-BA	 	83312	89409				
	Models with 7000, 9000, 12000, 16000 lb Axles	D2HF-18045-BA D7HT-18045-DA D2HF18045BA D7HT18045DA	 	83309				
81-85	Models with 7000, 9000, 12000, 16000 lb Axles	D2HT-18045-CA D2HF-18045-AA D2HF18045AA D2HT18045CA	 	83314				

LT9000

94-97	Models with 21000 or 23000 lb. with 46" Taperleaf Spring	F4HT18080BA F4HT-18080-BA	 	 	85001	89410
91-97	Models with 4000, 4500, 5400, 6000, 7200 lb Multileaf Springs and with 9000, 10000, 12000 or 16000 lb Axles	F1HT-18045-CB F1HT18045CB	 	83216				
	Models with 4500, 5400, 6000, 7200, 10000 lb Multileaf Springs and with 10000, 12000, 13200, 16000 lb Axles	F1HT18045DB F1HT-18045-DB	 	83308				
	Models with 52" Taperleaf Spring	F1HT-18045-GB F1HT18045GB F1HT18045GA F1HT-18045-GA	 	85006				
	Models with 58" Parabolic Taperleaf Spring	F1HT-18045-RA F1HT18045RB F1HT-18045-RB F1HT18045RA	 	89402				
	Models with Multleaf Spring	F1HT18045DA F1HT-18045-DA	 	83312	89409				
81-97	Models with 7000, 9000, 12000 lb Axles	D7HF-18045-FA D7HF18045FA D2EF18045AA D2KF18045AA D2EF-18045-AA D2KF-18045-AA D7HT18045BA D7HT-18045-BA	 	83312	89409				
81-90	Models with 7000, 9000, 12000, 16000 lb Axles	D2HF-18045-BA D7HT-18045-DA D2HF18045BA D7HT18045DA	 	83309				

APPLICATION GUIDE

Year	Fitment Notes	OEM#	 Fleetline GasSLX		 Fleetline GasSLX Cab Shock/ Specialty Shock		
			<input type="checkbox"/> <input type="checkbox"/>	<input type="checkbox"/> <input type="checkbox"/>	<input type="checkbox"/> <input type="checkbox"/>	<input type="checkbox"/> <input type="checkbox"/>	<input type="checkbox"/> <input type="checkbox"/>

FORD

FORD

LT9000 (cont)

81-85	Models with 7000, 9000, 12000, 16000 lb Axles	D2HT-18045-CA D2HF-18045-AA D2HF18045AA D2HT18045CA	<input type="checkbox"/> <input type="checkbox"/>	83314
-------	---	--	--	-------	------	------	------	------

LTA9000

91-97	Models with 4000, 4500, 5400, 6000 or 7200 lb Multileaf Springs and with 9000, 10000, 12000 or 16000 lb Axles	F1HT-18045-CB F1HT18045CB	<input type="checkbox"/> <input type="checkbox"/>	83216
	Models With 4500, 5400, 6000, 7200 or 10000 lb. Multileaf Spring	F1HT18045CA F1HT-18045-CA	<input type="checkbox"/> <input type="checkbox"/>	83308
	Models with Hendrickson Rear Air Suspension	4790228 47902-28	<input type="checkbox"/> <input type="checkbox"/>	85013	89414

LTL9000

82-85	Models with 7000, 9000, 12000 lb. Axle	D2HF-18045-AA D2HF18045AA	<input type="checkbox"/> <input type="checkbox"/>	83314
-------	--	------------------------------	--	-------	------	------	------	------

LTLA9000

92-97	Models with 4000, 4500, 5400, 6000 or 7200 lb Multileaf Springs and with 9000, 10000, 12000 or 16000 lb Axles	F1HT-18045-CB F1HT18045CB	<input type="checkbox"/> <input type="checkbox"/>	83216
	Models With 4500, 5400, 6000, 7200 or 10000 lb. Multileaf Spring	F1HT18045CA F1HT-18045-CA	<input type="checkbox"/> <input type="checkbox"/>	83308
	Models with 4500, 5400, 6500 lb 58" Parabolic Taperleaf Spring	F0HT-18045-CA F1HT18045HB F0HT18045CA F1HT-18045-HB	<input type="checkbox"/> <input type="checkbox"/>	85006
	Models with Hendrickson Rear Air Suspension	4790228 47902-28	<input type="checkbox"/> <input type="checkbox"/>	85013	89414

LTS9000

81-90	Models with 7000, 9000, 12000, 16000 lb Axles	D2HF-18045-BA D7HT-18045-DA D2HF18045BA D7HT18045DA	<input type="checkbox"/> <input type="checkbox"/>	83309
81-89	Models with 16000 lb Axle	D0HA-18045-E D7HT18045EA D2HF-18045-DA D7HT-18045-EA D0HA18045E D2HF18045DA	<input type="checkbox"/> <input type="checkbox"/>	83312	89409
81-85	Models with 7000, 9000, 12000, 16000 lb Axles	D2HT-18045-CA D2HF-18045-AA D2HF18045AA D2HT18045CA	<input type="checkbox"/> <input type="checkbox"/>	83314

MOTORHOME CHASSIS

73-76	M-400 & M-500 Motorhome Chassis	<input type="checkbox"/> <input type="checkbox"/>	85012	89413	83225
57-76	P-400 & 4000 Motorhome Chassis with H.D. Springs	<input type="checkbox"/> <input type="checkbox"/>	85012	89413

N AND NT 89" BBC CONVENTIONAL CAB

67-69	N-850, N-900, N-950, N-1000, NT-850, NT-900, NT-950, NT-1000 with 6000, 7000, 9000, 11000, 12000, 15000, 18000 lb. Axles	C1TT18045D C1TT-18045-D	<input type="checkbox"/> <input type="checkbox"/>	G63406
64-69	M-750, N-800, N-850, N-900, N-950 with 6000, 7000, 9000, 11000, 12000 lb. Axles	C1TT-18045-C C1TT18045C	<input type="checkbox"/> <input type="checkbox"/>	83312	89409
	N-1100 with 11000 thru 15000 lb. Axles	C6PF-18077-DN C6PF18077DN	<input type="checkbox"/> <input type="checkbox"/>	83314
	N-500, N-550, N-600, N-650, N-700 with 5000, 6000, 7000 & 9000 lb. Axles	D2TF-18045-GA D2TF18045GA	<input type="checkbox"/> <input type="checkbox"/>	83308
	N-500, N-550, N-600, N-650, N-700, N-750	D2TF-18080-HA C7PF-18077-A C7PF18077A D2TF18080HA	<input type="checkbox"/> <input type="checkbox"/>	83225
N-600, N-650, N-700, N-750, N-800, N-850, N-900, N-950 with 6000, 7000, 9000, 11000, 12000 lb. Axles	C6PF18077DL C6PF-18077-DL	<input type="checkbox"/> <input type="checkbox"/>	83312	89409	

PICKUP, F-450 SUPERDUTY

17-23	Models with 4WD and OEM number	ASH-85927 LC3Z-18125-W ASH-866127 ASH-866139 LC3Z-18125-J HC3Z-18125-EP HC3Z-18125-X ASH-85789	<input type="checkbox"/> <input type="checkbox"/>	77986
-------	--------------------------------	---	--	------	------	-------	------	------

APPLICATION GUIDE

Year	Fitment Notes	OEM#					
				Fleetline	GasSLX		Fleetline

FORD

FORD

PICKUP, F-450 SUPERDUTY (cont)

17-23	Models with RWD and OEM number	ASH-25770 HC3Z-18125-ED HC3Z-18125-EE HC3Z-18125-B ASH-85857 ASH-85856		O O	77987	
99-07	Models with single or dual rear wheels with 165" or 201" wheel base	ASH247 AT-611 AT-610 F81Z-18125-DC F81A-18080-DCA F81Z18125DC F81A18080DCA AT610 ASH-23488 AT611 ASH23488 ASH23486 ASH-247 ASH-23486		O O	G63461	

PICKUP, F-550 SUPERDUTY

17-23	Models with 4WD and OEM number	ASH-85927 LC3Z-18125-W ASH-866127 ASH-866139 LC3Z-18125-J HC3Z-18125-EP HC3Z-18125-X ASH-85789		O O	77986	
	Models with RWD and OEM number	ASH-25770 HC3Z-18125-ED HC3Z-18125-EE HC3Z-18125-B ASH-85857 ASH-85856		O O	77987	
99-07	Models with single or dual rear wheels with 165" or 201" wheel base	ASH247 AT-611 AT-610 F81Z-18125-DC F81A-18080-DCA F81Z18125DC F81A18080DCA AT610 ASH-23488 AT611 ASH23488 ASH23486 ASH-247 ASH-23486		O O	G63461	

T-SERIES - CONVENTIONAL TANDEM

64-69	T-750, T-800, T-850, T-900, T-950 with 6000, 7000, 9000, 11000, 12000, 15000, 18000 lb. Axles	C1TT18045D C1TT-18045-D	O O	G63406	
	T-750, T-800, T-850, T-900, T-950 with 9000 thru 15000 lb. Axles	C1TT18045E C6PF-18077-DN C6PF18077DN C1TT-18045-E	O O	83314

VAN 1 TON, ECONOLINE / CLUB WAGON / SUPERDUTY

21-24	Type A School bus and Type C Motorhomes with Ford E350 Chassis	ASH1154 8C2418045DA 8C2Z-18124-D 8C2Z18124D 8C24-18045-DA ASH-1154 AT163G AT-163G	I O	G63622		
		8C24-18080-DB 8C2Z18125D ASH-1136 8C2Z18125C 8C2Z18125B 8C2Z18125A AT164G 8C2418080DB AT-164G 8C2Z-18125-C 8C2Z-18125-B 8C2Z-18125-D 8C2Z-18125-A ASH1136		O	G63623

APPLICATION GUIDE

Year	Fitment Notes	OEM#					
				Fleetline	GasSLX		Fleetline

FORD

FORD

VAN 1 TON, ECONOLINE / CLUB WAGON / SUPERDUTY (cont)

21-24	Type A School bus and Type C Motorhomes with Ford E450 Chassis	ASH1154 8C2418045DA 8C2Z-18124-D 8C2Z18124D 8C24-18045-DA ASH-1154 AT163G AT-163G	 	G63622
		8C24-18080-DB 8C2Z18125D ASH-1136 8C2Z18125C 8C2Z18125B 8C2Z18125A AT164G 8C2418080DB AT-164G 8C2Z-18125-C 8C2Z-18125-B 8C2Z-18125-D 8C2Z-18125-A ASH1136	 	G63623
20	Type A School bus and Type C Motorhomes with Ford E450 Chassis	ASH1154 8C2418045DA 8C2Z-18124-D 8C2Z18124D 8C24-18045-DA ASH-1154 AT-163G	 	G63622
		AT163G	G63622	
03-19	Type A School bus and Type C Motorhomes with Ford E450 Chassis	ASH1154 8C2418045DA 8C2Z-18124-D 8C2Z18124D 8C24-18045-DA ASH-1154 AT163G AT-163G	 	G63622
		8C24-18080-DB 8C2Z18125D ASH-1136 8C2Z18125C 8C2Z18125B 8C2Z18125A AT164G 8C2418080DB AT-164G 8C2Z-18125-C 8C2Z-18125-B 8C2Z-18125-D 8C2Z-18125-A ASH1136	 	G63623
99-19	Type A School bus and Type C Motorhomes with Ford E350 Chassis	ASH1154 8C2418045DA 8C2Z-18124-D 8C2Z18124D 8C24-18045-DA ASH-1154 AT163G AT-163G	 	G63622
		8C24-18080-DB 8C2Z18125D ASH-1136 8C2Z18125C 8C2Z18125B 8C2Z18125A AT164G 8C2418080DB AT-164G 8C2Z-18125-C 8C2Z-18125-B 8C2Z-18125-D 8C2Z-18125-A ASH1136	 	G63623

APPLICATION GUIDE

Year	Fitment Notes	OEM#					
			 Fleetline	GasSLX	 Fleetline	GasSLX	 Cab Shock Specialty Shock

FORD

FORD

VAN 1 TON, ECONOLINE / CLUB WAGON / SUPERDUTY (cont)

92-02	Type A School bus and Type C Motorhomes with Ford E450 Chassis	ASH1154 8C2418045DA 8C2Z-18124-D 8C2Z18124D 8C24-18045-DA ASH-1154 AT163G AT-163G	 	G63622
		8C24-18080-DB 8C2Z18125D ASH-1136 8C2Z18125C 8C2Z18125B 8C2Z18125A AT164G 8C2418080DB AT-164G 8C2Z-18125-C 8C2Z-18125-B 8C2Z-18125-D 8C2Z-18125-A ASH1136	 	G63623
92-98	Type A School bus and Type C Motorhomes with Ford E350 Chassis	ASH1154 8C2418045DA 8C2Z-18124-D 8C2Z18124D 8C24-18045-DA ASH-1154 AT163G AT-163G	 	G63622
		8C24-18080-DB 8C2Z18125D ASH-1136 8C2Z18125C 8C2Z18125B 8C2Z18125A AT164G 8C2418080DB AT-164G 8C2Z-18125-C 8C2Z-18125-B 8C2Z-18125-D 8C2Z-18125-A ASH1136	 	G63623

VARIOUS

HN-80 with 21000 lb or 23000 lb Axle & 52" Taper leaf Rear Suspension	F6HT18080JA F6HT-18080-JA	 	85305
---	------------------------------	------	------	------	-------	------	------

W AND WT SERIES - HI TILT CAB HIGHWAY TRACTOR

73-77	W-900, WT-900 with Air Suspension	D2HZ-18080-A D4HA-18080-AA D4HA18080AA D2HZ18080A	 	83209	89414
66-77	W-900, W-950, W-1000, WT-900, WT-950, WT-1000 with 12000 & 15000 lb. Axle	C6TA18045Y C6TA18045Z C6TA-18045-Z C6TA-18045-Y	 	85301
66-71	W-900, W-950, W-1000, WT-900, WT-950, WT-1000 with 11000 lb. Axle	D2HA18045E1B D2HA18045E1A D2HA18045E2B D2HA18045E2A D2HA-18045-E1A D2HA-18045-E2B D2HA-18045-E1B D2HA-18045-E2A	 	85304

FOREST RIVER

FOREST RIVER

ALL AMERICAN

	MotorHomes with Ford E350 or E450 Chassis	ASH1154 8C2418045DA 8C2Z-18124-D 8C2Z18124D 8C24-18045-DA ASH-1154 AT163G AT-163G	 	G63622
		8C24-18080-DB 8C2Z18125D ASH-1136 8C2Z-18125-D AT164G 8C2418080DB ASH1136 AT-164G	 	G63623

APPLICATION GUIDE

Year	Fitment Notes	OEM#					
				Fleetline	GasSLX		Fleetline

FOREST RIVER

CLASS A MOTORHOMES

FOREST RIVER

20	MotorHomes with Workhorse UFO Chassis with Hendrickson Softek Front Suspension	66153-002 66153002 F4-BE5-C832-MO F4BE5C832MO	 	83124	89407	
----	--	--	------	-------	-------	--	------	------	------

FORESTER

20	MotorHomes with Ford E350 or E450 Chassis	ASH1154 8C2418045DA 8C2Z-18124-D 8C2Z18124D 8C24-18045-DA ASH-1154 AT163G AT-163G	 	G63622
		8C24-18080-DB 8C2Z18125D ASH-1136 8C2Z-18125-D AT164G 8C2418080DB ASH1136 AT-164G	 	G63623
04-19	MotorHomes with Ford E350 or E450 Chassis	ASH1154 8C2418045DA 8C2Z-18124-D 8C2Z18124D 8C24-18045-DA ASH-1154 AT163G AT-163G	 	G63622
		8C24-18080-DB 8C2Z18125D ASH-1136 8C2Z-18125-D AT164G 8C2418080DB ASH1136 AT-164G	 	G63623





FORESTER GTS

15-18	MotorHomes with Ford E350 or E450 Chassis	ASH1154 8C2418045DA 8C2Z-18124-D 8C2Z18124D 8C24-18045-DA ASH-1154 AT163G AT-163G	 	G63622
		8C24-18080-DB 8C2Z18125D ASH-1136 8C2Z-18125-D AT164G 8C2418080DB ASH1136 AT-164G	 	G63623

FORESTER TS

17-22	MotorHomes with Ford Transit-350 Chassis		 	 	G64177
-------	--	--	------	------	------	------	--------	------	------

APPLICATION GUIDE

Year	Fitment Notes	OEM#					
				Fleetline	GasSLX		Fleetline

FOREST RIVER

FR3

FOREST RIVER

13-23	MotorHomes with Ford F53 Chassis with 16,000 lb GVW to 22,000 lb GVW	ASH-1229 ASH-1228 9U94-18045-AA ASH-1205 AT-620 ASH25823 ASH-1022 ASH1022 1C3418045JA ASH-25822 ASH1205 ASH-25823 ASH1228 ASH1229 AT620 1C34-18045-JA AT766 9U9Z18124A ASH294 1C3418045AA 1C34-18045-AA ASH-294 9U9418045AA 9U9Z-18124-A ASH25822 AT-766	OO	83209	89414
		9U9Z18125A ASH-1206 ASH137 AT-621 ASH-25824 ASH-1023 ASH25824 ASH-1230 9U9418080AA ASH1230 ASH1023 9U94-18080-AA 9U9Z-18125-A AT621 ASH1206 ASH-137	OO	83122	89406

GEORGETOWN

08-17	MotorHomes with Ford F53 Chassis with 16,000 lb GVW to 22,000 lb GVW	ASH-1229 ASH-1228 9U94-18045-AA ASH-1205 AT-620 ASH25823 ASH-1022 ASH1022 1C3418045JA ASH-25822 ASH1205 ASH-25823 ASH1228 ASH1229 AT620 1C34-18045-JA AT766 9U9Z18124A ASH294 1C3418045AA 1C34-18045-AA ASH-294 9U9418045AA 9U9Z-18124-A ASH25822 AT-766	OO	83209	89414
		9U9Z18125A ASH-1206 ASH137 AT-621 ASH-25824 ASH-1023 ASH25824 ASH-1230 9U9418080AA ASH1230 ASH1023 9U94-18080-AA 9U9Z-18125-A AT621 ASH1206 ASH-137	OO	83122	89406

APPLICATION GUIDE

Year	Fitment Notes	OEM#					
				Fleetline	GasSLX		Fleetline

FOREST RIVER

FOREST RIVER

GEORGETOWN GT3

16-23	MotorHomes with Ford F53 Chassis with 16,000 lb GVW to 22,000 lb GVW	ASH-1229 ASH-1228 9U94-18045-AA ASH-1205 AT-620 ASH25823 ASH-1022 ASH1022 1C3418045JA ASH-25822 ASH1205 ASH-25823 ASH1228 ASH1229 AT620 1C34-18045-JA AT766 9U9Z18124A ASH294 1C3418045AA 1C34-18045-AA ASH-294 9U9418045AA 9U9Z-18124-A ASH25822 AT-766		83209	89414
		9U9Z18125A ASH-1206 ASH137 AT-621 ASH-25824 ASH-1023 ASH25824 ASH-1230 9U9418080AA ASH1230 ASH1023 9U94-18080-AA 9U9Z-18125-A AT621 ASH1206 ASH-137		83122	89406

GEORGETOWN GT5

17-23	MotorHomes with Ford F53 Chassis with 16,000 lb GVW to 22,000 lb GVW	ASH-1229 ASH-1228 9U94-18045-AA ASH-1205 AT-620 ASH25823 ASH-1022 ASH1022 1C3418045JA ASH-25822 ASH1205 ASH-25823 ASH1228 ASH1229 AT620 1C34-18045-JA AT766 9U9Z18124A ASH294 1C3418045AA 1C34-18045-AA ASH-294 9U9418045AA 9U9Z-18124-A ASH25822 AT-766		83209	89414
		9U9Z18125A ASH-1206 ASH137 AT-621 ASH-25824 ASH-1023 ASH25824 ASH-1230 9U9418080AA ASH1230 ASH1023 9U94-18080-AA 9U9Z-18125-A AT621 ASH1206 ASH-137		83122	89406

APPLICATION GUIDE

Year	Fitment Notes	OEM#					
				Fleetline	GasSLX		Fleetline

FOREST RIVER

FOREST RIVER

GEORGETOWN GT7

20-23	MotorHomes with Ford F53 Chassis with 16,000 lb GVW to 22,000 lb GVW	ASH-1229 ASH-1228 9U94-18045-AA ASH-1205 AT-620 ASH25823 ASH-1022 ASH1022 1C3418045JA ASH-25822 ASH1205 ASH-25823 ASH1228 ASH1229 AT620 1C34-18045-JA AT766 9U9Z18124A ASH294 1C3418045AA 1C34-18045-AA ASH-294 9U9418045AA 9U9Z-18124-A ASH25822 AT-766	O O	83209	89414	
		9U9Z18125A ASH-1206 ASH137 AT-621 ASH-25824 ASH-1023 ASH25824 ASH-1230 9U9418080AA ASH1230 ASH1023 9U94-18080-AA 9U9Z-18125-A AT621 ASH1206 ASH-137	O O	O O	83122	89406
		MotorHomes with Ford F53 Chassis with 24,000 lb GVW to 26,000 lb GVW	O O	85006
		ASH25820 ASH1162 ASH-25820 ASH-1162	O O	O O	85005	89430

LEXINGTON

03-15	MotorHomes with Ford E350 or E450 Chassis	ASH1154 8C2418045DA 8C2Z-18124-D 8C2Z18124D 8C24-18045-DA ASH-1154 AT163G AT-163G	I O	G63622
		8C24-18080-DB 8C2Z18125D ASH-1136 8C2Z-18125-D AT164G 8C2418080DB ASH1136 AT-164G	I O	I O	G63623

REFLECTION

02-04	MotorHomes with Freightliner XC Chassis & ADL200 Suspension w/ 20K Rear	1616873000 16-16873-000 141700131809 1616736000 16-16736-000	O O	85029
	MotorHomes with Freightliner XC Chassis and AS120 Front Suspension	16-16874-000 1616874000 1616737000 16-16737-000 141700131810	O O	83160
	MotorHomes with Freightliner XC ChassisZF & IFS Front Suspension with 23,000 lb GVW or Greater	1618103000 16-18103-000 481700000493	I I	85900

APPLICATION GUIDE

Year	Fitment Notes	OEM#					
				Fleetline	GasSLX		Fleetline

FOREST RIVER SOLERA

FOREST RIVER

21-23	MotorHomes with Ford E350 or E450 Chassis	ASH1154 8C2418045DA 8C2Z-18124-D 8C2Z18124D 8C24-18045-DA ASH-1154 AT163G AT-163G	 	G63622
		8C24-18080-DB 8C2Z18125D ASH-1136 8C2Z-18125-D AT164G 8C2418080DB ASH1136 AT-164G	 	G63623
10-15	MotorHomes with Ford E350 or E450 Chassis	ASH1154 8C2418045DA 8C2Z-18124-D 8C2Z18124D 8C24-18045-DA ASH-1154 AT163G AT-163G	 	G63622
		8C24-18080-DB 8C2Z18125D ASH-1136 8C2Z-18125-D AT164G 8C2418080DB ASH1136 AT-164G	 	G63623

SUNSEEKER

23	MotorHomes with Ford E350 or E450 Chassis	ASH1154 8C2418045DA 8C2Z-18124-D 8C2Z18124D 8C24-18045-DA ASH-1154 AT163G AT-163G	 	G63622
		8C24-18080-DB 8C2Z18125D ASH-1136 8C2Z-18125-D AT164G 8C2418080DB ASH1136 AT-164G	 	G63623
07-22	MotorHomes with Ford E350 or E450 Chassis	ASH1154 8C2418045DA 8C2Z-18124-D 8C2Z18124D 8C24-18045-DA ASH-1154 AT163G AT-163G	 	G63622
		8C24-18080-DB 8C2Z18125D ASH-1136 8C2Z-18125-D AT164G 8C2418080DB ASH1136 AT-164G	 	G63623
99-06	MotorHomes with Ford E350 or E450 Chassis	ASH1154 8C2418045DA 8C2Z-18124-D 8C2Z18124D 8C24-18045-DA ASH-1154 AT163G AT-163G	 	G63622
		8C24-18080-DB 8C2Z18125D ASH-1136 8C2Z-18125-D AT164G 8C2418080DB ASH1136 AT-164G	 	G63623

APPLICATION GUIDE

Year	Fitment Notes	OEM#					
				Fleetline	GasSLX		Fleetline

FOREST RIVER

FOREST RIVER

SUNSEEKER GTS

19-20	MotorHomes with Ford E350 or E450 Chassis	ASH1154 8C2418045DA 8C2Z-18124-D 8C2Z18124D 8C24-18045-DA ASH-1154 AT163G AT-163G	 O	G63622
		8C24-18080-DB 8C2Z18125D ASH-1136 8C2Z-18125-D AT164G 8C2418080DB ASH1136 AT-164G	 O	 O	G63623
15-18	MotorHomes with Ford E350 or E450 Chassis	ASH1154 8C2418045DA 8C2Z-18124-D 8C2Z18124D 8C24-18045-DA ASH-1154 AT163G AT-163G	 O	G63622
		8C24-18080-DB 8C2Z18125D ASH-1136 8C2Z-18125-D AT164G 8C2418080DB ASH1136 AT-164G	 O	 O	G63623

SUNSEEKER TS

17-22	MotorHomes with Ford Transit-350 Chassis			 O	G64177
-------	--	--	--	------	------	-------	--------	------	------

TSUNAMI

02-06	MotorHomes with Freightliner XC Chassis & ADL200 Suspension w/ 20K Rear	1616873000 16-16873-000 141700131809 1616736000 16-16736-000		 O	85029
	MotorHomes with Freightliner XC Chassis and AS120 Front Suspension	16-16874-000 1616874000 1616737000 16-16737-000 141700131810	 O	83160	 O
	MotorHomes with Freightliner XC ChassisZF & IFS Front Suspension with 23,000 lb GVW or Greater	1618103000 16-18103-000 481700000493	 I	85900	 I

FREIGHTLINER

FREIGHTLINER

108SD

12-24	Models with Freightliner TuffTrac Rear Air Suspension	1615770000 481700125969 16-15770-000		 O	85956
	Models with Hendrickson HMX 400/460 Haulmax with 16.5" Saddle	H60680004 60680-004L 60680-004 60680004 60680004L	 O	 O	83143
	Models with Hendrickson HMX 400/460 Haulmax with 17.5" & 18.5" Saddle	60680-005L 60680005L 60680005 HDR60680-005 HDR60680005 60680-005	 O	 O	83142
12-23	All Models with 12,000 to16,000 lb. Front Axle and Taperleaf Spring	10-13760-000 1013760000 471700002991 SDA471700002991	 O	85959	 O
	Day Cab Models with Spring Suspensions	1860766000 18-47350-000 18-60766-000 814903003482 1847350000	 O	 O	83040

APPLICATION GUIDE

Year	Fitment Notes	OEM#					
			Fleetline	GasSLX	Fleetline	GasSLX	Cab Shock Specialty Shock

FREIGHTLINER

108SD (cont)

12-19	Models with FAS II (40,000 lb) Rear Air Suspension	16-15817-000 1618708000 1615817000 16-18708-000 481700006848 680611 471700002809 SDA471700002809	85724	89443	...
-------	--	---	-----	-----	-------	-------	-----

FREIGHTLINER

114SD

12-24	All Models with 12000 lb to 20000 lb Set-Back Front Axle	1013809000 SDA471700003920 10-13809-000	85958
	Day Cab Models with Spring Suspensions	1860766000 18-47350-000 18-60766-000 814903003482 1847350000	83040
	Models with Freightliner TufTrac Rear Air Suspension	1615770000 481700125969 16-15770-000	85956
	Models with Hendrickson HMX 400/460 Haulmax with 16.5" Saddle	H60680004 HDR60680-004 60680-004L 60680-004 60680004 HDR60680004 60680004L	83143
	Models with Hendrickson HMX 400/460 Haulmax with 17.5" & 18.5" Saddle	60680-005L 60680005L 60680005 HDR60680-005 HDR60680005 60680-005	83142
12-23	All Models with 18,000 lb Flat Leaf Spring	1013684000 10-13684-000 471700000470	85918	89449
	Models with FAS II (40,000 lb) Rear Air Suspension	16-15817-000 1618708000 1615817000 16-18708-000 481700006848 680611 471700002809 SDA471700002809	85724	89443	...

122SD

17-23	Models with O.E.M. Number	1869674000 814903015188 18-69674-000	83906
13-23	All Models with 12000 lb to 20000 lb Set-Back Front Axle	1013809000 SDA471700003920 10-13809-000	85958
	Models with FAS II (40,000 lb) Rear Air Suspension	16-15817-000 1618708000 1615817000 16-18708-000 481700006848 680611 471700002809 SDA471700002809	85724	89443	...
	Models with Freightliner TufTrac Rear Air Suspension	1615770000 481700125969 16-15770-000	85956
	Models with Hendrickson HMX 400/460 Haulmax with 16.5" Saddle	H60680004 60680-004L 60680-004 60680004 60680004L	83143
	Models with Hendrickson HMX 400/460 Haulmax with 17.5" & 18.5" Saddle	60680-005L 60680005L 60680005 HDR60680-005 HDR60680005 60680-005	83142
13-16	Crew Cab Models with O.E.M. Number	1860764000 18-60764-000	83038
	Models with O.E.M. Number	1860764000 18-60764-000	83038

APPLICATION GUIDE

Year	Fitment Notes	OEM#					
				Fleetline	GasSLX		Fleetline

FREIGHTLINER

FREIGHTLINER

ADDITIONAL APPLICATIONS

	Models with 60" Sleeper w/ Link Bunkmate Model FRTS60-A	12021043 1202-1043	...		O				83025
--	---	-----------------------	-----	--	---	--	--	--	-------

ARGOSY

99-15	Models with 12000 lb Taperleaf Front Suspension	10-13634-000 47170000449 10-12703-000 1012703000 1013634000	O O	85918	89449				
	Models with FAS II (40,000 lb) Rear Air Suspension	16-15817-000 1613957000 1615817000 16-13957-000 680611 680339	O O	O O	85724	89443
	Models with Freightliner Low Profile Rear Air Suspension (18,000 to 40,000 lb)	16-14259-000 1614259000 1618706000 680511 471700002992 16-18706-000	O O	O O	85331
	Models with O.E.M. Number	18-37813-000 1837813000	O O	O O	83044
	Models with Rear 10000 lb - 15000 lb Low Profile AirLiner	16-18711-000 16-16577-000 1616577000 1618711000 471700002996	O O	O O	85335

B2

05-23	Models with 12000 lb Taperleaf Front Suspension	10-13634-000 10-13211-000 1013211000 1013634000	O O	85918	89449				
	Models with FAS II (40,000 lb) Rear Air Suspension	16-15817-000 1618708000 1613957000 1615817000 16-13957-000 16-18708-000 481700006848 680611 471700002809 SDA471700002809	O O	O O	85724	89443
05-22	Models with 15,000 lb Rear Suspension	6803260000	O I	O I	83120

BUS CHASSIS

	FB Shuttle bus chassis with O.E.M. Number	16-16765-000 1616765000 471700131775	O O	85006				
	School Bus Chassis with 7,000 lb Suspension	471700005079 10-13859-000 1013859000	O O	85005	89430	O O
	Shuttle Bus Chassis	16-16082-000 1616082000	O O	85043	O O
09-12	Type C School bus chassis with O.E.M. Number	16-18713-000 1618713000 471700003070	O I	O I	85122
97-08	F65 School bus chassis with 10,000 to 18,000 lb Suspension	6803230300 1013759000 471700003009 10-13759-000 GBL665538	O O	85006	O O
	F65 School bus chassis with Taperleaf Spring	6803260000 GBL654725	O I	O I	83120

CASCADIA

21-24	Cascadia 126 Day Cab and Sleeper cabs w/ 12 mm Top mounting bolt	18-73207-000 1873207000 814903018451				O O			83911
18-24	Models with Hendrickson Airtek NXT Front	58913015 HDR 58913 015 58913-015	O O	85200	O O
08-24	Models with FAS II (40,000 lb) Rear Air Suspension	16-15817-000 1618708000 1615817000 16-18708-000 481700006848 680611 471700002809 SDA471700002809	O O	O O	85724	89443

APPLICATION GUIDE

Year	Fitment Notes	OEM#					
				Fleetline	GasSLX		Fleetline

FREIGHTLINER

CASCADIA (cont)





FREIGHTLINER

22-23	126 Models with 12000 to 13300 lb Taperleaf Front Suspension	10-14317-000 10-14282-000 X9007009-73 10-14193-000 A90193 1014317000 1014193000	 	83396						
09-22	Models with Hendrickson Front Airtek	58913012 58913012L 58913003 58913003L 58913-003L 58913-012L 471700131331 471700006269 58913-012 58913-003	 	85932	89453						
18-21	116 Models with 12000 to 13300 lb Taperleaf Front Suspension	10-14317-000 10-14282-000 X9007009-73 10-14193-000 A90193 1014282000 1014317000 1014193000	 	83396						
	126 Models with 12000 to 13300 lb Taperleaf Front Suspension	10-14317-000 10-14282-000 X9007009-73 10-14193-000 A90193 1014282000 1014317000 1014193000	 	83396						
17-21	Day Cab and Sleeper cabs w/OEM Number and 12 mm Top mounting bolt	814903012666 1869674000 814903015188 18-67845-000 18-69674-000 1867845000	 						83906
18-20	113 Models with 12000 to 13300 lb Taperleaf Front Suspension	10-14317-000 10-14282-000 1014282000 X9007009-73 10-14193-000 A90193 1014317000 1014193000	 	83396						
09-20	125 Models with 12000 to 13300 lb Taperleaf Front Suspension	1013809000 SDA471700003920 10-13809-000	 	85958						
09-19	Models with 72" High-Roof Sleeper and 1/2" Top mounting bolt	18-41762-000 1841762000 1860764000 814903003528 18-60764-000	 						83038
09-17	113 Models with 12000 to 13300 lb Taperleaf Front Suspension	1013809000 SDA471700003920 10-13809-000	 	85958						
08	125 Models with 12000 to 13300 lb Taperleaf Front Suspension	10-13634-000 471700000449 10-13211-000 1013211000 471700131155 1013634000	 	85918	89449						

CENTURY CLASS

	Models with Low Profile Front	10-12703-000 1012703000	 	85918	89449						
	Models with O.E.M. Number	18-41762-000 1841762000 1841762002 18-41762-002	 						83038
		1841762001 18-41762-001	 						83047
00-11	Models with 12000 lb Taperleaf Front Suspension	1013063000 10-13634-000 471700000449 10-13063-000 10-13021-000 10-13211-000 1013021000 1013211000 471700131155 1013634000	 	85918	89449						

APPLICATION GUIDE

Year	Fitment Notes	OEM#					
				Fleetline	GasSLX		Fleetline

FREIGHTLINER

CENTURY CLASS (cont)

FREIGHTLINER

00-11	Models with Hendrickson Front Airtek	58913003 58913003L 58913-003L 471700131331 58913-003	OO	85932	89453	OO
96-11	Day Cab Suspensions with O.E.M. Number	1832999001 18-32999-001 18-60295-000 1830378000 18-30378-000 1860295000	OO	OO	83006
	Models with FAS II (40,000 lb) Rear Air Suspension	16-15817-000 1613957000 1615817000 16-13957-000 680611 680339	OO	OO	85724	89443
	Models with Freightliner Low Profile Rear Air Suspension (18,000 to 40,000 lb)	16-14259-000 1614259000 1618706000 680511 471700002992 16-18706-000	OO	OO	85331
	Sleeper-Cabs with O.E. Number	1832999000 654819 1830378000 18-30378-000 18-32999-000	OO	OO	83001
97-99	Models with 12000 lb Taperleaf Front Suspension	1012542000 10-12542-000	OO	85901	OO

CLASSIC

01-11	Models with 12000 lb Taperleaf Front Suspension	1013063000 10-13634-000 471700000449 10-13063-000 10-13021-000 10-13211-000 1013021000 1013211000 471700131155 1013634000	OO	85918	89449	OO
	Models with FAS II (40,000 lb) Rear Air Suspension	16-15817-000 1618708000 1613957000 1615817000 16-13957-000 16-18708-000 481700006848 680611 471700002809 680339 SDA471700002809	OO	OO	85724	89443
	Models with Hendrickson Front Airtek	58913003 58913003L 58913-003L 471700131331 58913-003	OO	85932	89453	OO
	Sleeper Cab models with Air Suspension	18-29846-000 1829846000	OO	OO	83009

CLASSIC XL

01-09	Models with 12000 lb Taperleaf Front Suspension	1013063000 10-13634-000 471700000449 10-13063-000 10-13021-000 10-13211-000 1013021000 1013211000 471700131155 1013634000	OO	85918	89449	OO
	Models with FAS II (40,000 lb) Rear Air Suspension	16-15817-000 1618708000 1613957000 1615817000 16-13957-000 16-18708-000 481700006848 680611 471700002809 680339 SDA471700002809	OO	OO	85724	89443

APPLICATION GUIDE

Year	Fitment Notes	OEM#					
				Fleetline	GasSLX		Fleetline

FREIGHTLINER

CLASSIC XL (cont)

01-09	Models with Hendrickson Front Airtek	58913003 58913003L 58913-003L 471700131331 58913-003	 	85932	89453
-------	--------------------------------------	--	----------	-------	-------	------	------	------

FREIGHTLINER

CLASSIC/CLASSICXL

	Models with O.E.M. Number	680009	 	85302	89420
		70029	 	85308	89422
		10-12032-004 10-12032002 10-12032-002 10-12032004	 	85320	89429

COLUMBIA

	Models with O.E.M. Number	18-29846-000 1829846000	 	83009
17-20	Models with Sleeper Cabs w/O.E.M. Numbers	1869674000 814903015188 18-69674-000	 	83906
09-20	Models with 12000 lb Taperleaf Front Suspension	1013809000 SDA471700003920 10-13809-000	 	85958
00-20	All Models with Freightliner TufTrac Rear Air Suspension	1615770000 481700125969 16-15770-000	 	 	85956
	Models with FAS II (40,000 lb) Rear Air Suspension	16-15817-000 1618708000 471700002808 1615817000 16-18708-000 481700006848 680611 471700002809 SDA471700002809	 	 	85724	89443
	Models with Hendrickson Front Airtek	58913012 58913012L 58913003 58913003L 58913-003L 58913-012L 471700131331 471700006269 58913-012 58913-003	 	85932	89453	
00-17	Models with Sleeper Cabs w/O.E.M. Numbers	18-41762-000 1841762000 1860764000 814903003528 18-60764-000	 	83038
00-08	Models with 12000 lb Taperleaf Front Suspension	10-13634-000 10-13021-000 471700000470 1013211000 471700131155 1013063000 1013684000 471700000449 10-13063-000 10-13684-000 10-13211-000 1013021000 1013634000	 	85918	89449	

CONDOR

02-07	Models with Hendrickson HMX 400/460 Haulmax with 16.5" Saddle	H60680004 60680-004L 60680-004 60680004 60680004L	 	 	83143
	Models with Hendrickson HMX 400/460 Haulmax with 17.5" & 18.5" Saddle	60680-005L 60680005L 60680005 HDR60680-005 HDR60680005 60680-005	 	 	83142
01-07	Models with 14,600 to 20,000 lb Front Suspension	10-13634-000 471700000449 10-13211-000 1013211000 471700131155 1013634000	 	85918	89449	

APPLICATION GUIDE

Year	Fitment Notes	OEM#					
				Fleetline	GasSLX		Fleetline

FREIGHTLINER

CONDOR (cont)

01-07	Models with Chalmers 46,000 lb Rear Suspension	665174					85060
	Models with FAS II (40,000 lb) Rear Air Suspension	16-15817-000 1618708000 1613957000 1615817000 16-13957-000 16-18708-000 481700006848 471700002809 680339 SDA471700002809				 	85724	89443	
	Models with Freightliner TuffTrac Rear Air Suspension	1615770000 481700125969 16-15770-000					85956		

FREIGHTLINER

CORONADO

17-20	Day Cab and Sleeper Cabs w/O.E.M. Numbers	1869674000 814903015188 18-69674-000				 			83906
10-20	Models with 12,000 lb to 20,000 Front Axle	1013809000 10-13809-000 471700003920	 	85958					
01-20	Models with Chalmers 46,000 lb Rear Suspension	665174				 	85060		
	Models with FAS II (40,000 lb) Rear Air Suspension	16-15817-000 1618708000 1615817000 16-18708-000 481700006848 680611 471700002809 SDA471700002809				 	85724	89443	
	Models with Freightliner TuffTrac Rear Air Suspension	1615770000 481700125969 16-15770-000					85956		
	Models with Hendrickson Front Airtex	58913012 58913012L 58913003 58913003L 58913-003L 58913-012L 471700131331 471700006269 58913-012 58913-003			85932	89453			
01-17	Models with Sleeper Cabs w/O.E.M. Numbers	1860765002 18-41762-000 1841762000 1860764000 1841762002 18-41762-002 814903003528 18-60764-000 18-60765-002				 			83038
01-09	Models with 12000 lb Taperleaf Front Suspension	10-13211-000 1013211000	 	85918	89449				

FC70

05-07	Models with 10,000 to 18,000 lb Suspension	6803230300 1013759000 471700003009 10-13759-000 GBL665538	 	85006					
	Models with 6000 to 9000 lb Front Axle	654654 6803230200	 	85043					
	Models with Freightliner FAS II Rear Air Suspension	16-15817-000 1613957000 1615817000 16-13957-000 680611 680339					 	85724	89443
99-04	Models with 10,000 to 18,000 lb Suspension	6803230300 1013759000 471700003009 10-13759-000 GBL665538	 	85006					
	Models with 6000 to 9000 lb Front axle	654654 6803230200	 	85043					

APPLICATION GUIDE

Year	Fitment Notes	OEM#					
			Fleetline	GasSLX	Fleetline	GasSLX	Cab Shock Specialty Shock

FREIGHTLINER

FREIGHTLINER

FC70 (cont)

99-04	Models with FAS II (40,000 lb) Rear Air Suspension	16-15817-000 1618708000 1613957000 1615817000 16-13957-000 16-18708-000 680611 680339	85724	89443
-------	--	--	------	------	-------	-------	------

FC80

99-07	Models with 10,000 to 18,000 lb Suspension	6803230300 1013759000 471700003009 10-13759-000 GBL665538	85006
	Models with 6000 to 9000 lb Front axle	654654 6803230200	85043
	Models with FAS II (40,000 lb) Rear Air Suspension	16-15817-000 1618708000 1613957000 1615817000 16-13957-000 16-18708-000 680611 680339	85724	89443



FL50

95-05	Day Cab Suspensions with O.E.M. Number	1832999001 18-32999-001 18-60295-000 1830378000 18-30378-000 1860295000	83006
	Models with 10,000 to 18,000 lb Suspension	6803230300 1013759000 471700003009 10-13759-000 GBL665538	85006
	Models with 15,000 lb Rear Suspension	6803260000 GBL654725	83120
	Models with 6000 to 9000 lb Front axle	654654 6803230200	85043
	Models with FAS II (40,000 lb) Rear Air Suspension	16-15817-000 1613957000 1615817000 16-13957-000 680611 680339	85724	89443

FL60

96-05	Day Cab Suspensions with O.E.M. Number	1832999001 18-32999-001 18-60295-000 1830378000 18-30378-000 1860295000	83006
91-05	Models with 10,000 to 18,000 lb Suspension	6803230300 1013759000 471700003009 10-13759-000 GBL665538	85006
	Models with 6000 to 9000 lb Front axle	654654 6803230200	85043
	Models with FAS II (40,000 lb) Rear Air Suspension	16-15817-000 1613957000 1615817000 16-13957-000 680611 680339	85724	89443
	Trucks with Link Cabmate Models FRT153BC-A , FRT106BC or FRT106HD-A	12020054 12010054 1201-0054 1202-0054	83021
	w/ 15000 lb Rear Suspension	6803260000 GBL654725	83120

APPLICATION GUIDE

Year	Fitment Notes	OEM#					
			Fleetline	GasSLX	Fleetline	GasSLX	Cab Shock/ Specialty Shock

FREIGHTLINER

FL70

96-06	Day Cab Suspensions with O.E.M. Number	1832999001 18-32999-001 18-60295-000 1830378000 18-30378-000 1860295000		83006
91-06	Models with 10,000 to 18,000 lb Suspension	6803230300 1013759000 471700003009 10-13759-000 GBL665538	OO	85006
	Models with 6000 to 9000 lb Front axle	654654 6803230200	OO	85043
	Models with FAS II (40,000 lb) Rear Air Suspension	16-15817-000 1613957000 1615817000 16-13957-000 680611 680339		85724	89443	...
	Trucks with Link Cabmate Models FRT153BC-A , FRT106BC or FRT106HD-A	12020054 12010054 1201-0054 1202-0054		83021
	w/ 15000 lb Rear Suspension	6803260000 GBL654725		83120

FREIGHTLINER

FL80

96-06	Day Cab Suspensions with O.E.M. Number	1832999001 18-32999-001 18-60295-000 1830378000 18-30378-000 1860295000		83006
91-06	Models with 10,000 to 18,000 lb Suspension	6803230300 1013759000 471700003009 10-13759-000 GBL665538	OO	85006
	Models with 6000 to 9000 lb Front axle	654654 6803230200	OO	85043
	Models with FAS II (40,000 lb) Rear Air Suspension	16-15817-000 1613957000 1615817000 16-13957-000 680611 680339		85724	89443	...
	Trucks with Link Cabmate Models FRT153BC-A , FRT106BC or FRT106HD-A	12020054 12010054 1201-0054 1202-0054		83021
	w/ 15000 lb Rear Suspension	6803260000 GBL654725		83120

FL106

94-03	Trucks with Link Cabmate Models FRT153BC-A , FRT106BC or FRT106HD-A	12020054 12010054 1201-0054 1202-0054		83021
-------	---	--	--	-----	-----	-----	-----	-------

FL112

96-06	Day Cab Tractors with Link Cabmate Model FRT112DC	12011044 12021044 1201-1044 1202-1044		83025
-------	---	--	--	-----	-----	-----	-----	-------

FLA086

89-99	Models with 86", 96" & 104" Cabs with Link Cabmate Model FRT285	12020032 1202-0032		83016
	Models with Airliner Rolling Lobe Spring Air Suspension	16-13947-000 6813260400 681-326-0400 1613947000		85319	89428	...
	Models with Convolute Spring Air Suspension	16-18705-000 471700002990 16-12117-000 1612117000 665236 1618705000		85007

APPLICATION GUIDE

Year	Fitment Notes	OEM#					
			Fleetline	GasSLX	Fleetline	GasSLX	Cab Shock Specialty Shock

FREIGHTLINER

FLA086 (cont)





FREIGHTLINER

89-99	Models with FAS II (40,000 lb) Rear Air Suspension	16-15817-000 1613957000 1615817000 16-13957-000 680611 680339		85724	89443
	Models with Neway Tag Axle Air Suspension	90044162		83128	89436
	Models with O.E.M. Number	10-12032-004 1012032002 10-12032-003 1012032001 10-12032-002 1012032000 10-12032-001 10-12032-000 1012032004 1012030002 1012032003 10-12030-002 6818910205 681-891-02-05 GBL 650361	85320	89429	
			83017

FLB

02	Models with 86", 96" & 104" Cabs with Link Cabmate Model FRT285	12020032 1202-0032	83016
	Models with Airliner Rolling Lobe Spring Air Suspension	16-13947-000 6813260400 681-326-0400 1613947000		85319	89428
	Models with Convoluted Spring Air Suspension	16-18705-000 471700002990 16-12117-000 1612117000 665236 1618705000		85007
	Models with FAS II (40,000 lb) Rear Air Suspension	16-15817-000 1613957000 1615817000 16-13957-000 680611 680339		85724	89443
	Models with Neway Tag Axle Air Suspension	90044162		83128	89436
	Models with O.E.M. Number	1012030002	85320	89429	
	Trucks with 90", 100", & 110" Cabs with Link Cabmate Models FRT46-2P-A or FRT46-2P-B	12020054 12010054 1201-0054 1202-0054	83021
94-99	Models with 86", 96" & 104" Cabs with Link Cabmate Model FRT285	12020032 1202-0032	83016
	Models with Airliner Rolling Lobe Spring Air Suspension	16-13947-000 6813260400 681-326-0400 1613947000		85319	89428
	Models with Convoluted Spring Air Suspension	16-18705-000 471700002990 16-12117-000 1612117000 665236 1618705000		85007
	Models with FAS II (40,000 lb) Rear Air Suspension	16-15817-000 1613957000 1615817000 16-13957-000 680611 680339		85724	89443
	Models with Neway Tag Axle Air Suspension	90044162		83128	89436
	Models with O.E.M. Number	10-12032-004 1012032002 10-12032-003 1012032001 10-12032-002 1012032000 10-12032-001 10-12032-000 1012032004 1012030002 1012032003 10-12030-002	85320	89429	

APPLICATION GUIDE

Year	Fitment Notes	OEM#					
				Fleetline	GasSLX		Fleetline

FREIGHTLINER

FLB (cont)

94-99	Trucks with 90", 100", & 110" Cabs with Link Cabmate Models FRT46-2P-A or FRT46-2P-B	12020054 12010054 1201-0054 1202-0054	O			O			83021
-------	--	--	---	--	--	---	--	--	-------

FREIGHTLINER

FLC112

95-01	Models with 12000 lb Taperleaf Front Suspension	1013063000 10-13634-000 47170000449 10-13063-000 10-13021-000 10-13211-000 1013021000 1013211000 471700131155 1013634000	O	85918	89449	O			
	Models with FAS II (40,000 lb) Rear Air Suspension	16-15817-000 1613957000 1615817000 16-13957-000 680611 680339	O				85724	89443	
89-01	Conventional Tractors with Link Cabmate Model FRTE120-A	12021043 12011043 1201-1043 1202-1043	O						83025
85-01	Models with Convolutd Spring Air Suspension	16-18705-000 471700002990 16-12117-000 1612117000 665236 1618705000	O				85007		
85-97	Models with O.E.M. Number	10-12032-004 1012032002 10-12032-003 1012032001 10-12032-002 1012032000 10-12032-001 10-12032-000 1012032004 1012030002 1012032003 10-12030-002	O	85320	89429				

FLC120

91	Conventional Tractors with Link Cabmate Model FRTE120-A	12021043 12011043 1201-1043 1202-1043	O			O			83025
	Models with Convolutd Spring Air Suspension	16-18705-000 471700002990 16-12117-000 1612117000 665236 1618705000	O				85007		
	Models with O.E.M. Number	10-12032-004 1012032002 10-12032-003 1012032001 10-12032-002 1012032000 10-12032-001 10-12032-000 1012032004 1012030002 1012032003 10-12030-002	O	85320	89429				
87-88	Models with O.E.M. Number	10-12032-004 1012032002 10-12032-003 1012032001 10-12032-002 1012032000 10-12032-001 10-12032-000 1012032004 1012030002 1012032003 10-12030-002	O	85320	89429				
81-88	Models with Convolutd Spring Air Suspension	16-18705-000 471700002990 16-12117-000 1612117000 665236 1618705000	O				85007		

APPLICATION GUIDE

Year	Fitment Notes	OEM#					
				Fleetline	GasSLX		Fleetline

FREIGHTLINER

FLD112

FREIGHTLINER

03-08	D2 Cab Models	1860765001 1841762001 814903003486 18-41762-001 18-60765-001	83047
02-08	Models with Hendrickson Front Airtek	58913012 58913012L 58913003 58913003L 58913-003L 58913-012L 471700131331 471700006269 58913-012 58913-003		85932	89453
95-08	Models with 12000 lb Taperleaf Front Suspension	1013063000 10-13634-000 471700000449 10-13063-000 10-13021-000 10-13211-000 1013021000 1013211000 471700131155 1013634000		85918	89449
	Models with FAS II (40,000 lb) Rear Air Suspension	16-15817-000 1613957000 1615817000 16-13957-000 680611 680339	85724	89443	...
91-08	Models with Convoluted Spring Air Suspension	16-18705-000 471700002990 16-12117-000 1612117000 665236 1618705000	85007
	Models with O.E.M. Number	10-12032-004 1012032002 10-12032-003 1012032001 10-12032-002 1012032000 10-12032-001 10-12032-000 1012032004 1012030002 1012032003 10-12030-002		85320	89429
	Sleeper Cab models with Air Suspension	12021043 12011044 12011043 12021044 1201-1043 1201-1044 1202-1043 1202-1044	83025
08	All Models with Freightliner TufTrac Rear Air Suspension	18-29846-000 1829846000	83009
08	All Models with Freightliner TufTrac Rear Air Suspension	1615770000 481700125969 16-15770-000	85956

FLD120

09-11	Models with 12000 to 13300 lb Taperleaf Front Suspension	1013809000 SDA471700003920 10-13809-000		85958
08-11	All Models with Freightliner TufTrac Rear Air Suspension	1615770000 481700125969 16-15770-000	85956
03-11	D2 Cab Models	1860765001 1841762001 814903003486 18-41762-001 18-60765-001	83047
02-11	Models with Hendrickson Front Airtek	58913012 58913012L 58913003 58913003L 58913-003L 58913-012L 471700131331 471700006269 58913-012 58913-003		85932	89453

APPLICATION GUIDE

Year	Fitment Notes	OEM#					
				Fleetline	GasSLX		Fleetline

FREIGHTLINER

FLD120 (cont)

FREIGHTLINER

95-11	Models with FAS II (40,000 lb) Rear Air Suspension	16-15817-000 1613957000 1615817000 16-13957-000 680611 680339	OO	85724	89443	...
91-11	Sleeper Cab models with Air Suspension	18-29846-000 1829846000	OO	83009
88-11	Models with Convoluted Spring Air Suspension	16-18705-000 471700002990 16-12117-000 1612117000 665236 1618705000	OO	85007
	Models with O.E.M. Number	10-12032-004 1012032002 10-12032-003 1012032001 10-12032-002 1012032000 10-12032-001 10-12032-000 1012032004 1012030002 1012032003 10-12030-002	85320	89429	OO
		12021043 12011044 12011043 12021044 1201-1043 1201-1044 1202-1043 1202-1044	OO	83025
95-08	Models with 12000 lb Taperleaf Front Suspension	1013063000 10-13634-000 471700000449 10-13063-000 10-13021-000 10-13211-000 1013021000 1013211000 471700131155 1013634000	85918	89449	OO

FLD120SD

09-12	Models with 12000 to 13300 lb Taperleaf Front Suspension	1013809000 SDA471700003920 10-13809-000	OO	85958
08-12	All Models with Freightliner TufTrac Rear Air Suspension	1615770000 481700125969 16-15770-000	OO	85956
05-12	Models with Convoluted Spring Air Suspension	16-18705-000 471700002990 16-12117-000 1612117000 665236 1618705000	OO	85007
	Models with FAS II (40,000 lb) Rear Air Suspension	16-15817-000 1613957000 1615817000 16-13957-000 680611 680339	OO	85724	89443	...
	Models with Hendrickson Front Airtek	58913012 58913012L 58913003 58913003L 58913-003L 58913-012L 471700131331 471700006269 58913-012 58913-003	85932	89453	OO
	Models with O.E.M. Number	10-12032-004 1012032002 10-12032-003 1012032001 10-12032-002 1012032000 10-12032-001 10-12032-000 1012032004 1012030002 1012032003 10-12030-002	85320	89429	OO

APPLICATION GUIDE

Year	Fitment Notes	OEM#					
				Fleetline	GasSLX		Fleetline

FREIGHTLINER

FLD120SD (cont)





FREIGHTLINER

05-08	Models with 12000 lb Taperleaf Front Suspension	1013063000 10-13634-000 471700000449 10-13063-000 10-13021-000 10-13211-000 1013021000 1013211000 471700131155 1013634000		85918	89449
03	Models with 12000 lb Taperleaf Front Suspension	1013063000 10-13634-000 471700000449 10-13063-000 10-13021-000 10-13211-000 1013021000 1013211000 471700131155 1013634000		85918	89449
	Models with Convoluted Spring Air Suspension	16-18705-000 471700002990 16-12117-000 1612117000 665236 1618705000		85007
	Models with FAS II (40,000 lb) Rear Air Suspension	16-15817-000 1613957000 1615817000 16-13957-000 680611 680339		85724	89443
	Models with Hendrickson Front Airtek	58913012 58913012L 58913003 58913003L 58913-003L 58913-012L 471700131331 471700006269 58913-012 58913-003		85932	89453
	Models with O.E.M. Number	10-12032-004 1012032002 10-12032-003 1012032001 10-12032-002 1012032000 10-12032-001 10-12032-000 1012032004 1012030002 1012032003 10-12030-002		85320	89429

FLD132

09-11	Models with 12000 to 13300 lb Taperleaf Front Suspension	1013809000 SDA471700003920 10-13809-000		85958
08-11	All Models with Freightliner TufTrac Rear Air Suspension	1615770000 481700125969 16-15770-000		85956
03-11	Models with Convoluted Spring Air Suspension	16-18705-000 471700002990 16-12117-000 1612117000 665236 1618705000		85007
	Models with FAS II (40,000 lb) Rear Air Suspension	16-15817-000 1613957000 1615817000 16-13957-000 680611 680339		85724	89443
	Models with Hendrickson Front Airtek	58913012 58913012L 58913003 58913003L 58913-003L 58913-012L 471700131331 471700006269 58913-012 58913-003		85932	89453

APPLICATION GUIDE

Year	Fitment Notes	OEM#					
				Fleetline	GasSLX		Fleetline

FREIGHTLINER

FLD132 (cont)

FREIGHTLINER

03-11	Models with O.E.M. Number	10-12032-004 1012032002 10-12032-003 1012032001 10-12032-002 1012032000 10-12032-001 10-12032-000 1012032004 1012030002 1012032003 10-12030-002	OO	85320	89429	OO
05-08	Models with 12000 lb Taperleaf Front Suspension	1013063000 10-13634-000 47170000449 10-13063-000 10-13021-000 10-13211-000 1013021000 1013211000 471700131155 1013634000	OO	85918	89449	OO
01	Models with Convoluted Spring Air Suspension	16-18705-000 471700002990 16-12117-000 1612117000 665236 1618705000	OO	OO	85007
	Models with FAS II (40,000 lb) Rear Air Suspension	16-15817-000 1613957000 1615817000 16-13957-000 680611 680339	OO	OO	85724	89443
	Models with O.E.M. Number	10-12032-004 1012032002 10-12032-003 1012032001 10-12032-002 1012032000 10-12032-001 10-12032-000 1012032004 1012030002 1012032003 10-12030-002	OO	85320	89429	OO

FRED CHASSIS

06-08	Front - Engine Diesel Chassis (FRED Chassis)	471700002726 1618455000 16-18455-000	OO	85918	89449	OO
-------	--	--	----	-------	-------	----	------	------	------

M2

	Models O.E.M. Number	10-13592-000 1013592000 47170000440	OO	85959	OO
05-21	Models with FAS II (40,000 lb) Rear Air Suspension	16-15817-000 1618708000 1615817000 16-18708-000 481700006848 680611 471700002809 SDA471700002809	OO	OO	85724	89443
	Models with Freightliner TufTrac Rear Air Suspension	1615770000 481700125969 16-15770-000	OO	OO	85956
	Models with Hendrickson HMX 400/460 Haulmax with 16.5" Saddle	H60680004 60680-004L 60680-004 60680004 60680004L	OO	OO	83143
	Models with Hendrickson HMX 400/460 Haulmax with 17.5" & 18.5" Saddle	60680-005L 60680005L 60680005 HDR60680-005 HDR60680005 60680-005	OO	OO	83142
	Models with Rear 10000 lb - 15000 lb Low Profile AirLiner	16-18711-000 16-16577-000 1616577000 1618711000 471700002996	OO	OO	85335

APPLICATION GUIDE

Year	Fitment Notes	OEM#					
				Fleetline	GasSLX		Fleetline

FREIGHTLINER

FREIGHTLINER

M2 (cont)

05-21	Models with Rear 52" Spring ,10000 lb - 15000 lb	16-16486-000 16-18710-000 1616486000 1618710000 471700002995		83134
	Models with Rear 52" Spring ,18000 lb - 23000 lb	1616442000 1618709000 471700002994 16-16442-000 16-18709-000		83134
	Models with Rear 60" Spring ,18000 lb - 23000 lb	1618707000 16-15765-000 471700002993 1615765000 16-18707-000		85921
05-15	Models with Freightliner Low Profile Rear Air Suspension (18,000 to 40,000 lb)	16-14259-000 1614259000 1618706000 680511 471700002992 16-18706-000		85331

M2 100

02-10	Models with FAS II (40,000 lb) Rear Air Suspension	16-15817-000 1618708000 1615817000 16-18708-000 481700006848 680611 471700002809 SDA471700002809		85724	89443
	Models with Freightliner Low Profile Rear Air Suspension (18,000 to 40,000 lb)	16-14259-000 1614259000 1618706000 680511 471700002992 16-18706-000		85331
	Models with Freightliner TufTrac Rear Air Suspension	1615770000 481700125969 16-15770-000		85956
	Models with Hendrickson HMX 400/460 Haulmax with 16.5" Saddle	H60680004 60680-004L 60680-004 60680004 60680004L		83143
	Models with Hendrickson HMX 400/460 Haulmax with 17.5" & 18.5" Saddle	60680-005L 60680005L 60680005 HDR60680-005 HDR60680005 60680-005		83142
	Models with Rear 10000 lb - 15000 lb Low Profile AirLiner	16-18711-000 16-16577-000 1616577000 1618711000 471700002996		85335
	Models with Rear 52" Spring ,10000 lb - 15000 lb	16-16486-000 16-18710-000 1616486000 1618710000 471700002995		83134
	Models with Rear 52" Spring ,18000 lb - 23000 lb	1616442000 1618709000 471700002994 16-16442-000 16-18709-000		83134
	Models with Rear 60" Spring ,18000 lb - 23000 lb	1618707000 16-15765-000 471700002993 1615765000 16-18707-000		85921

M2 106

09-24	Models with 8000 to 16000 lb Front Axle and Taperleaf Spring	10-13760-000 1013760000 10-13592-000 471700000440 471700002991 SDA471700002991		85959
02-24	Day Cab Models with Spring Suspensions	1860766000 18-47350-000 18-60766-000 814903003482 1847350000	83040

APPLICATION GUIDE

Year	Fitment Notes	OEM#					
				Fleetline	GasSLX		Fleetline

FREIGHTLINER

FREIGHTLINER

M2 106 (cont)

02-24	Models with FAS II (40,000 lb) Rear Air Suspension	16-15817-000 1618708000 1615817000 16-18708-000 481700006848 680611 471700002809 SDA471700002809	O O	85724	89443
	Models with Freightliner TufTrac Rear Air Suspension	1615770000 481700125969 16-15770-000	O O	85956
	Models with Hendrickson HMX 400/460 Haulmax with 16.5" Saddle	H60680004 60680-004L 60680-004 60680004 60680004L	O O	83143
	Models with Hendrickson HMX 400/460 Haulmax with 17.5" & 18.5" Saddle	60680-005L 60680005L 60680005 HDR60680-005 HDR60680005 60680-005	O O	83142
02-23	Models with Rear 10000 lb - 15000 lb Low Profile AirLiner	16-18711-000 16-16577-000 1616577000 1618711000 471700002996	O O	85335
	Models with Rear 52" Spring ,10000 lb - 15000 lb	16-16486-000 16-18710-000 1616486000 1618710000 471700002995	O O	83134
	Models with Rear 52" Spring ,18000 lb - 23000 lb	1616442000 1618709000 471700002994 16-16442-000 16-18709-000	O O	83134
	Models with Rear 60" Spring ,18000 lb - 23000 lb	1618707000 16-15765-000 471700002993 1615765000 16-18707-000	O O	85921
	Models with Reyco 79KB Rear Steel Spring Suspension	19495-01 1672501 16725-01 1949501	O O	83126	89430
02-15	Models with Freightliner Low Profile Rear Air Suspension (18,000 to 40,000 lb)	16-14259-000 1614259000 1618706000 680511 471700002992 16-18706-000	O O	85331
02-08	Models with 10000 to 12000 lb. Taper-leaf Spring Suspension	1012390000 10-12390-000	O O	85920	89503
	Models with 6000 to 9000 lb Front axle	10-12388-000 1012388000	O O	85920	89503

M2 112

09-24	Models with 12000 lb to 20000 Front Axle	1013809000 10-13809-000 471700003920	O O	85958
03-24	Day Cab Models with Leaf Spring Suspensions	1860767000 18-47349-000 814903003483 18-60767-000 1847349000	O O	83039	
	Models with FAS II (40,000 lb) Rear Air Suspension	16-15817-000 1618708000 1615817000 16-18708-000 481700006848 680611 471700002809 SDA471700002809	O O	85724	89443	
	Models with Freightliner TufTrac Rear Air Suspension	1615770000 481700125969 16-15770-000	O O	85956	
	Models with Hendrickson HMX 400/460 Haulmax with 16.5" Saddle	H60680004 60680-004L 60680-004 60680004 60680004L	O O	83143	

APPLICATION GUIDE

Year	Fitment Notes	OEM#					
				Fleetline	GasSLX		Fleetline

FREIGHTLINER

FREIGHTLINER

M2 112 (cont)

03-24	Models with Hendrickson HMX 400/460 Haulmax with 17.5" & 18.5" Saddle	60680-005L 60680005L 60680005 HDR60680-005 HDR60680005 60680-005		83142
03-23	Models with Rear 10000 lb - 15000 lb Low Profile AirLiner	16-18711-000 16-16577-000 1616577000 1618711000 471700002996	 	85335
	Models with Rear 52" Spring ,10000 lb - 15000 lb	16-16486-000 16-18710-000 1616486000 1618710000 471700002995	 	83134
	Models with Rear 52" Spring ,18000 lb - 23000 lb	1616442000 1618709000 471700002994 16-16442-000 16-18709-000	 	83134
	Models with Rear 60" Spring ,18000 lb - 23000 lb	1618707000 16-15765-000 471700002993 1615765000 16-18707-000	 	85921
03-22	Crew Cab Models with O.E.M. Number	18-41762-000 1841762000 1860764000 814903003528 18-60764-000	83038
03-15	Models with Freightliner Low Profile Rear Air Suspension (18,000 to 40,000 lb)	16-14259-000 1614259000 1618706000 680511 471700002992 16-18706-000	 	85331
03-08	Models with 12000 lb to 20000 Front Axle	10-13634-000 471700000449 10-13211-000 1013211000 471700131155 10-12703-000 1012703000 1013634000	 	85918	89449

MB CHASSIS

	MB Chassis (VIP bus)	16-17760-000 1617760000 471700131778 16-16827-000 1616827000	 	85331
	MB55 Chassis	16-17759-000 471700000447 1617759000	 	85919
	MB55 Models w/8000 lb. flat leaf front suspension	16-17684-000 1617684000	 	85058	89431
	MB55 Shuttle bus w/8000 lb. flat leaf front suspension	1615676000 16-15676-000	 	85058	89431

MC CHASSIS

	MC Chassis with Hendrickson Softek Front Suspension	1618094000 16-18094-000 471700000466	 	85959
	MC Chassis with O.E.M. Number	471700002727 1618456000 16-18456-000	 	85959
	MC-L Chassis with 9,000 lb Suspension	471700002726 1618455000 16-18455-000	 	85918	89449
96-99	MC Chassis for Class A Motorhomes	P117099	 	83120

MP 14

	MP 14 Chassis	16-15475-000 1615475000	 	83164
--	---------------	----------------------------	------	-------	------	------	------	------

MP 19

	MP 19 Chassis	16-15475-000 1615475000	 	83164
--	---------------	----------------------------	------	-------	------	------	------	------

APPLICATION GUIDE

Year	Fitment Notes	OEM#					
				Fleetline	GasSLX		Fleetline

FREIGHTLINER

FREIGHTLINER

MT45

98-23	Step Van Models with O.E.M. Number	16-20628-000 471700003011 1619138000 16-22004-000 471700011302 16-19138-000	O O	85058	89431	O O
	Walkin Step Van Models (18 Foot) with O.E.M. Number	1615064000 16-20552-000 16-16542-000 16-15064-000 471700010991 16-15436-000 1620552000 1615436000 1616542000	O O	O O	83154
99-20	MT45 Step Van - w/35" Front Spring	1615473000 1615474000 16-15473-000 16-15474-000	O O	83157	O O
	MT45 Step Van - w/38" Front Spring	16-15475-000 1615475000	O O	83164	O O
98-20	Models with O.E.M. Number	16-15394-000 1615394000	O O	O O	83120

MT55

	MT55 Models w/8000 lb. fiat leaf front suspension	1615676000 16-17684-000 1617684000 16-15676-000	O O	85058	89431	O O
	MT55 Step Van with O.E.M. Number	16-16542-000 16-15436-000 1615436000 1616542000	O O	O O	83154
99-23	Models with Freightliner Low Profile Rear Air Suspension	1618706000 16-18706-000	O O	O O	85331
	MT55 Chassis with O.E.M. Number	16-17759-000 1620632000 47170000447 16-20632-000 1617759000	O O	85919	O O
99-20	MT55 Step Van - w/35" Front Spring	1615473000 1615474000 16-15473-000 16-15474-000	O O	83157	O O
	MT55 Step Van - w/38" Front Spring	16-15475-000 1615475000	O O	83164	O O
99-11	Models with O.E.M. Number	1615934000 1615705000 16-16262-000 1616262000 16-15934-000 16-15705-000	O O	O O	83120

VARIOUS

	Fleetwood Motor Home with O.E.M. Number	GBL 651375 RW24285	O O	83119	O O
	M-Line Walk in Van with O.E.M. Number	P117099 MAE 16949	O O	O O	83120
	Models with 7000 lb Front Suspension	10-13776-000 1013776000	O O	85005	89430	O O
	Models with Neway Air Suspension with shock stamping	90045083	O O	O O	85910
	Oshkosh Motor Home with O.E.M. Number	1398980	O O	83127	O O
	Step Van Models with O.E.M. Number	471700003011 1619138000 16-19138-000	O O	85058	89431	O O

VC CHASSIS

03-12	VC Chassis - ADL200 Suspension w/ 23,000 lb GVW & Higher	141700131809 1616736000 16-16736-000	O O	O O	85029
03-07	MotorHome Chassis with ZF - IFS Front Suspension (23,000 lb GVW & Higher)	1618103000 16-18103-000 48170000493	O O	85900	O O
	VC Chassis - ADL200 Suspension w/ 20K Rear	1616873000 16-16873-000 471700131974	O O	O O	85029
93-07	VC Chassis - Neway AS-120 Front Air Suspension (Up To 22000 lb GVW)	1616737000 16-16737-000	O O	83160	O O

APPLICATION GUIDE

Year	Fitment Notes	OEM#					
				Fleetline	GasSLX		Fleetline

FREIGHTLINER

FREIGHTLINER

XB CHASSIS

	MotorHome Chassis with Neway AS-120, 10,500 lb Front Air Suspension	14170000377 16-18075-000	 	83160
	MotorHome Chassis with Neway AS-120, 12,000 lb Front Air Suspension	1618076000 16-16874-000 14170000378 1616874000 16-18076-000 141700131975	 	83160

XC CHASSIS

	MotorHome Chassis with Neway AS-120, 10,500 lb Front Air Suspension	14170000377 16-18075-000	 	83160
	MotorHome Chassis with Neway AS-120, 12,000 lb Front Air Suspension	1618076000 16-16874-000 14170000378 1616874000 16-18076-000 141700131975	 	83160
	MotorHome Chassis with ZF - IFS, 12,000 lb Front Air Suspension	16-17144-000 1617361000 48170000477 481700131919 1617144000 16-17361-000	 	85900
03-12	MotorHome Chassis with Neway AS-120 Front Air Suspension (23,000 lb GVW & Higher)	16-16874-000 1616874000 1616737000 16-16737-000 141700131810	 	83160
	XC Chassis - ADL200 Suspension w/ 23,000 lb GVW & Higher	141700131809 1616736000 16-16736-000	 	85029
03-07	MotorHome Chassis with ZF - IFS Front Suspension (23,000 lb GVW & Higher)	1618103000 16-18103-000 48170000493	 	85900
	XC Chassis - ADL200 Suspension w/ 20K Rear	1616873000 16-16873-000 471700131974	 	85029
93-07	MotorHome Chassis with Neway AS-120 Front Air Suspension (Up To 22000 lb GVW)	1616737000 16-16737-000	 	83160

XCS CHASSIS

01-02	XCS Chassis with Freightliner Rear Air Suspension	16-16093-000 1616093000	 	83160
00-02	XCS Chassis (22000 lb GVW) w/ O.E.M. Number	1615755000 16-15755-000 1616043000 16-16043-000	 	85043
		16-15592-000 1615592000	 	83154

FRUEHAUF

FRUEHAUF

VARIOUS



	"L" Suspensions	UCD-006216-001 UCD006216001	 	83203	89436
	"T" Suspensions	UCE1295901 UCE-1295-901	 	85300	89419
	"T" Suspensions With Drop Frame (NT Construction)	UCF8339002 UCF8339001 UCF-8339-001 UCF-8339-002	 	85321
	All with Air Suspension and O.E.M. Number	UCE12951 UCE-1295-1	 	85300	89419
	All with Lift Axle	UCE-9399-1 UCE93991	 	83122	89406
	Model UCA-5431	5352858	 	85305
	Model W24T1 Air Ride	UCE-2983-000 UCE2983000 UCE-2983-001 UCE2983001	 	85322
	Tractor & Trailer Lift Axle with O.E.M. Number	5116-117 5116117	 	83122	89406

FWD CORPORATION

FWD CORPORATION

	Models with O.E.M. Number	450739	 	85302	89420
--	---------------------------	--------	------	-------	-------	------	------	------	------	------

APPLICATION GUIDE

Year	Fitment Notes	OEM#					
			Fleetline	GasSLX	Fleetline	GasSLX	Cab Shock Specialty Shock

GENERAL TRAILER CO.

GENERAL TRAILER CO.

VARIOUS (cont)

Models with Air Suspension	1201 120-1	O 83125
----------------------------	---------------	------	------	---------	------	------

GEORGIE BOY MANUFACTURING

GEORGIE BOY MANUFACTURING

CLASS A MOTORHOMES

	Models with Workhorse UFO Chassis with Hendrickson Softek Front Suspension	66153-002 66153002 F4-BE5-C832-MO F4BE5C832MO	O O	83124	89407
99-09	All Series MotorHomes with Ford F53 Chassis with 16,000 lb GVW to 22,000 lb GVW	ASH-1229 ASH-1228 9U94-18045-AA ASH-1205 AT-620 ASH-1022 1C34-18045-AA ASH-294 9U9Z-18124-A ASH-25822 ASH-25823 1C34-18045-JA AT-766	O O	83209	89414
			9U9Z18125A ASH-1206 ASH137 AT-621 ASH-25824 ASH-1023 ASH25824 ASH-1230 9U9418080AA ASH1230 ASH1023 9U94-18080-AA 9U9Z-18125-A AT621 ASH1206 ASH-137	O O	83122	89406

CLASS C MOTORHOMES

99-09	Maverick Series MotorHomes with Ford E450 Chassis	ASH-1154	I O	G63622
		ASH-1136	I O	G63623

GILLIG

GILLIG

VARIOUS

	Additional O.E.M. Interchanges	665568		O 85051	
		5302133000 53-02133-000		I 85318	
		Models with Neway ARD-234 Models Truck & Tractor Air Suspension (ARD-234-6)	90044046		O 83123	89405
		Models with O.E.M. Number	90-1968 901968	O O	85712
			H530213214005 90-2423 695109 902423 H53-02132-14005 MR6394	O I	85723
			8201878 82-01878	O O	83122	89406
			1583470 H5320415006 H53-20415-006		O 85051
			901951SP1 90-1951-SP1		O 85734
			90044683		O 83122	89406
			90044769 90044770		O 83207	89407
	Phantom Models (30 Foot) with O.E.M. Number	90-2164 SP1 902164 SP1	O I	85723	
	Phantom Models with O.E.M. Number	9051024 1145291N000		O 85916	89430	

APPLICATION GUIDE

Year	Fitment Notes	OEM#					
			Fleetline	GasSLX	Fleetline	GasSLX	Cab Shock Specialty Shock

GILLIG

GILLIG

VARIOUS (cont)

	School Bus w/1" Mounting Pins	53176 200171 53-176 200-171	 	85304
	School Bus w/3/4" Mounting Pins	57113	 	83219
		57131			83216
	Transit Bus, Phantom 55, 40, TB40	5324685 53-24685	 	85723
		5314010 90F-1912 90F1912 53-14010 695110			85318

GLAVAL BUS CO.

GLAVAL BUS CO.

CONCORDE II - SERIES

15-23	Models with F-650 chassis with 13,500, 15,500 & 19,000 lb Multi-leaf Rear Springs	FC4Z-18125-A FC4418080AB ASH-24660 FC4Z18125A 471700011531 FC44-18080-AB ASH24660	 		85180
	Models with F-650 chassis with 19.5" or 22.5" Wheels (22,000 lb GVW)	FC4Z-18124-B FC4Z-18124-A ASH-24659 ASH-24658 ASH24659 ASH24658 471700011530 FC4Z18124B FC4Z18124A FC44-18045-BB FC4418045BB	 	85181
04-15	Models with F-650 chassis with 21,000 lb Rear Air Suspension	3578858C1 3578858C2 4C4Z-18125-DA 4C4Z18125DA	 	 	85656
	Models with F-650 chassis with 22,000 lb Multi-leaf Rear Springs	4C4Z-18125-B 501906C92 ASH24661	 		83317
00-15	Models with F-650 chassis with 10,000 lb Front Suspension	4C4Z18124QA 3584116C1 3584116C2 AA616 AA-616 4C4Z-18124-QA	 	83175
	Models with F-650 chassis with 12,000 & 13,200 lb Front Springs	4C4Z18124RA 4C4Z-18124-JB 4C4Z18124JB 3584118C2 AA-617 AT812 4C4Z-18124-RA AA617 AT-812	 	85928

VARIOUS

	Primetime Series Shuttle buses with Ford E350 Chassis	ASH-1154	 	G63622
		ASH-1136			G63623
	Sport Series Shuttle buses with Ford E350 Chassis	ASH-1154	 	G63622
		ASH-1136			G63623
	Universal Series Shuttle buses with Ford E350 & E450 Chassis	ASH-1154	 	G63622
		ASH-1136			G63623

GMC

GMC

3500 & 4000 SERIES

63-66	Truck and School Bus	 	85005	89430		83221
60-62	3500, 4000, B-4000, L-4000, S-4000 with H-130, H-150 and 13800 Axles		83221

APPLICATION GUIDE

Year	Fitment Notes	OEM#					
				Fleetline	GasSLX		Fleetline

GMC

GMC

4500 SERIES

72-80	PS4620 P, 4650P Step Van (Walk-in)	22012096 3192892	O	83221	O	83221
	PS4620 P, 4650P Step Van (Walk-in) 3/4" Upper bolt	4940606 22012166 4975497 22007701 22002293 3192890 22012095	O O	83126	89430		O
	PS4620 P, 4650P Step Van (Walk-in) 5/8" Upper bolt	22007751	O	83303		O
66-72	CE-4500, CS-4500 Conventional Cab with V-8 Gas or In-line 6 Gas Engines	22012096 3192892	O O	83221		O
	EG-4500, EM-4500, ES-4500 Cab/Cowl with V-6 Gas or Diesel or In-line 6 Gas Engines	3171068 4940614 3192657 4963854 4963853	O O	83216		O
		3171462 3192890 22012095	O		O	83126	89430

5000 SERIES

76-89	C Chassis - Conventional Cab	22012096 22012196	O	83221	O	83221
75-80	C Chassis - Conventional Cab	4975510	O	83221		O
73-80	C, S Chassis - Conventional Cab	22007750 4975494 4975467	O O	83207	89407		O
63-68	W-5000, BW-5000, DW-5000	O	85005	89430		O
60-62	5000, B-5000, L-5000, S-5000 with 1618 or 16802 Axle	O		O	83221

5500 SERIES

73-89	C, S Chassis - Conventional Cab and School Bus	22012166 22012095	O	83126	89430		O
66-72	CE-5500, CS-5500 Conventional Cab with V-8 Gas or In-line 6 Gas Engines	22012096 3192892 3192891	O O	83221		O
	CG-5500, CM-5500, T-5500 Conventional & Tilt Cab with V-6 Gas or Diesel Engines	4940606 3192890 22012095	O O	83126	89430		O
	EG-5500, EM-5500, ES-5500 Cab/Cowl with 6 Cyl. Engines	3171068 4940614 3192657 4963854 4963853	O O	83216		O
		3171462 3192890 22012095	O		O	83126	89430
63-68	W-5500	O	85005	89430		O
60-68	LW-5500	O	85307		O

6000 SERIES

79-80	W Chassis - 72" BBC Steel Tilt Cab	22007751	O	83303		O
		22002293	O	83126	89430		O
73-75	C, S Chassis - Conventional Cab and School Bus - Exc. with 18500, 20800 & 23000 lb. Rear Axle	22007750 4975494 4975467	O O	83207	89407		O
63-68	DW - 6000	O	85005	89430		O
60-68	L - 6000	O	85307		O

6500 SERIES

75-89	C, M Chassis - Conventional Cab with 9000 & 12000 lb. Axle	22007751 22002295 22017531 4975511 22017530	O	83303		O
73-80	C, M, S Chassis - Conventional Cab and School Bus - Exc. with 20800 or 23000 lb. Rear Axle	22012169 22012096 3192892	O		O	83221

APPLICATION GUIDE

Year	Fitment Notes	OEM#					
				Fleetline	GasSLX		Fleetline

GMC

GMC

6500 SERIES (cont)

73-80	C, M, S Chassis - Conventional Cab and School Bus with 20800 or 23000 lb. Rear Axle	4940606 22012166 22012095			83126	89430
	C, S, T Chassis - Conventional & Tilt Cab and School Bus	4940606 4975497 22002293 3192890 22012095	 	83126	89430
75-76	C, M Chassis - Conventional Cab	4975510		83221
73-75	C, M Chassis - Conventional Cab with 9000 & 12000 lb. Axle	4940614 4963854	 	83216
	C, M, S Chassis - Conventional Cab and School Bus	4940606 4975497 3192890 22012095	 	83126	89430
66-72	CE-6500, CM-6500 Conventional Cab with V-6 Diesel or V-8 Gas Engine	3192892	 	 	83221
	CE-6500, ME-6500 Conventional Cab with V-8 Gas Engine - Exc. 11000 lb. Axle	22012096 3192892 3192891	 	83221
	CE-6500, ME-6500 Conventional Cab with V-8 Gas Engine with 11000 lb. Axle	4940606 3192890 22012095	 	83126	89430
	CM-6500, TE-6500, TM-6500 Conventional Cab with V-6 Diesel or V-8 Gas Engine	4940606 3192890 22012095	 	83126	89430
	EG-6500, DM-6500, ES-6500 Cab/Cowl with V-6 Gas or Diesel or In-line 6 Gas Engines	3171068 3192657 4963853	 	83216
		3171462 3192890 22012095	 	 	83126	89430

7000 SERIES

79-89	C, M Chassis - 97" BBC Conventional Cab	22007753 22002295 22017531 22017530	 	83303
	C, M Chassis - 97" BBC Conventional Cab with 18500, 20800 & 23000 lb. Rear Axle	22012166 22012095	 	 	83126	89430
79-81	C, M Chassis - 97" BBC Conventional Cab - Exc. with 18500, 20800 & 23000 lb. Rear Axle	22012169 22012096	 	 	83221
79-80	W Chassis - 72" BBC Steel Tilt Cab	22007751	 	83303
		22002293	 	83126	89430

7500 SERIES

77-80	H, J Chassis - 92" BBC Conventional Cab	4963854 4984526	 	83216
73-80	H, J, M Chassis - 92" & 114" BBC Conventional Cab	3171069 22052336 22046483	 	85304
	H, J, M Chassis - 92" & 114" BBC Conventional Cab with V-6, V-8 Gas or V-6 Diesel Engines	4940614 4963854	 	83216
	R Chassis - Rear Engine Bus	22012090 5552451	 	85308	89422
		5552456	 	 	85307
		22012091 5552452	 	 	85303	89422
	T, W Chassis - 72" BBC Steel Tilt Cab with V-6 Diesel Engine	22007751	 	83303
		4940606 4975497 22012095	 	83126	89430
	T, W Chassis - 72" BBC Steel Tilt Cab with V-6 Gas Engine	22012091 5552452	 	85303	89422
70-72	72" BBC Tilt Cab with Air Brakes & Gas Engine	22012091 5552452	 	85303	89422

APPLICATION GUIDE

Year	Fitment Notes	OEM#					
				Fleetline	GasSLX		Fleetline

GMC

GMC

7500 SERIES (cont)

70-72	72" BBC Tilt Cab with Air Brakes - Exc. Gas Engine	4940606 3171462 22012095	O O	83126	89430	
66-72	72" BBC Tilt Cab with V-6 2 Cycle Diesel Engine with 17221 Axle	22012096 3192892	O	O	83221
	72" BBC Tilt Cab with V-6 2 Cycle Diesel Engine with 19101 and 19201 Axle	4940600	O	O	83209	89414
	92" BBC Conventional Cab with Tapered 2-Leaf Softride 11000 lb. Rating and F120 Axle (12000 lb.)	3171069 22052336 22046483	O O	85304	O
	92" BBC Conventional Cab with Tapered 2-Leaf Softride 7000 & 9000 lb. Rating and F070, F090, F120 Axle (7000, 9000 & 12000 lb.)	3171068 4940614 3192657 4963854 4963853	O O O O	83216	O
66-69	72" BBC Tilt Cab	4940606 3171462 22012095	O O	83126	89430	O

8500 SERIES

73-86	H, J, M Chassis - 92" & 114" BBC Conventional Cab	3171069 22052336 22046483	O O	85304
79-82	H, J Chassis - 92" BBC Conventional Cab 4 x 2 with Air Suspension	3171069 22052336 22012065 22046483	O	O	85304
73-81	H, J Chassis - 92" BBC Conventional Cab with V-6, V-8 Gas Engine	4940614 4963854 4984526	O O	83216	O
79-80	D, F Chassis - 54" BBC Aluminum Tilt Cab	3171069 22052336 22046483	O O	85304	O
73-80	R Chassis - Rear Engine Bus	22012090 5552451	O O	85308	89422	O
		5552456	O	O	85307
		22012091 5552452	O O	O	85303	89422
	T, W Chassis - 72" BBC Steel Tilt Cab with V-6 Gas Engine	22012091 5552452	O O	85303	89422	O
66-72	72" BBC Tilt Cab	5544060	O O	85302	89420	O
	92" BBC Conventional Cab with 7000 & 9000 lb. Axles	3171069 22052336 22046483	O O	85304	O
67	92" BBC Conventional Cab	3171068 4940614 3192657 4963854 4963853	O O	83216	O

9500 SERIES

77-89	M, N Chassis - 114" BBC Conventional & 108" BBC Aluminum Conventional Cab with Rear GM Air-Ride Suspension (4 req'd)	3171069 22052336 22046483	O O	85304
73-89	D, F Chassis - 54" BBC Aluminum Tilt Cab with Rear GM Air Ride Suspension (4 Req'd)	3171069 22052336 22012065 22046483	O O	85304	O
	H, J Chassis - 92" BBC Conventional Cab with Rear GM Air-Ride Suspension (4 req'd)	3171069 22052336 22012065 22046483	O O	85304	O
73-80	T, W Chassis - 72" BBC Steel Tilt Cab	22012091 5552452	O O	85303	89422	O
67-72	92" & 114" BBC Conventional Cab	3171068 4940614 3192657 4963854 4963853	O O	83216	O
66-72	48" BBC Aluminum Tilt Cab	5552454	O O	85302	89420	O
	72" BBC Steel Tilt Cab	22012091 5552452	O O	85303	89422	O

APPLICATION GUIDE

Year	Fitment Notes	OEM#					
				Fleetline	GasSLX		Fleetline

GMC

GMC

ADDITIONAL APPLICATIONS

1500 Models	35901-0005 359010005					83219		
-------------	-------------------------	--	--	--	--	-------	--	--

B7

93-02	Models with O.E.M. Number	88982682 15588554 22064230 15123676		83136				
	School Bus Chassis w/15000, 19000, 21000 lb Multileaf Springs	15174902 22064232					85071	

C - SERIES (C4500, C5500) TOPKICK

90-99	C Chassis - Conventional Cab with 9100 to 17500 lb Rear Axle	22064432					83221		
83-89	C Chassis - Conventional Cab with 9100 to 17500 lb. Rear Axle	22064432					83221		

C - SERIES (C6500, C7500, C8500) TOPKICK

90-09	Conventional Cab	88982682 15588554 15887728 15174898 19152843 22064230 15123676		83136					
		15174902 88982686 22064232					85071		
	Conventional Cab w/19000, 21000, 23000 lb Taperleaf Springs (EXC Low Profile Vehicle)	22064233					83136		
95-02	Models with Hendrickson Air Suspension (Stamping number 47902-13)	12474915 15963161					83122	89406	
90-99	Conventional Cab with 9100 to 17500 lb Rear Axle	22064432					83221		
83-89	Conventional Cab with 9100 to 17500 lb. Rear Axle	22064432					83221		

C4500 TOPKICK

03-09	C Chassis - Conventional Cab with 15000, 19000, 21000 lb Multileaf Springs	15174902 88982686 22064232					85071		
	C Chassis - Conventional Cab with 19000, 21000, 23000 lb Taperleaf Springs (EXC Low Profile Vehicle)	22064233					83136		
	C Chassis - Conventional Cab with Front Shock with O.E.M. Number	88982682 15588554 15887728 19152843 22064230 15123676		83136					
	Models with Link Cabmate Model GMT560	12021043 12011043 1201-1043 1202-1043							83025
	Truck Cabs with Link Cabmate Model GMC104TK	12020054 12010054 1201-0054 1202-0054							83021
90-02	C Chassis - Conventional Cab with 15000, 19000, 21000 lb Multileaf Springs	15174902 88982686 22064232					85071		
	C Chassis - Conventional Cab with 19000, 21000, 23000 lb Taperleaf Springs (EXC Low Profile Vehicle)	22064233					83136		
	C Chassis - Conventional Cab with Front Shock with O.E.M. Number	88982682 15588554 15887728 19152843 22064230 15123676		83136					

C5500 TOPKICK

03-09	C Chassis - Conventional Cab with 15000, 19000, 21000 lb Multileaf Springs	15174902 88982686 22064232					85071		
	C Chassis - Conventional Cab with 19000, 21000, 23000 lb Taperleaf Springs (EXC Low Profile Vehicle)	22064233					83136		

APPLICATION GUIDE

Year	Fitment Notes	OEM#					
				Fleetline	GasSLX		Fleetline

GMC

GMC

C5500 TOPKICK (cont)

03-09	C Chassis - Conventional Cab with Front Shock with O.E.M. Number	88982682 15588554 15887728 19152843 22064230 15123676	 I	83136
	Models with Link Cabmate Model GMT560	12021043 12011043 1201-1043 1202-1043		O O	83025
	Truck Cabs with Link Cabmate Model GMC104TK	12020054 12010054 1201-0054 1202-0054		O O	83021
90-02	C Chassis - Conventional Cab with 15000, 19000, 21000 lb Multileaf Springs	15174902 88982686 22064232		 I	85071
	C Chassis - Conventional Cab with 19000, 21000, 23000 lb Taperleaf Springs (EXC Low Profile Vehicle)	22064233		 I	83136
	C Chassis - Conventional Cab with Front Shock with O.E.M. Number	88982682 15588554 15887728 19152843 22064230 15123676	 I	83136

C6000 TOPKICK

90-96	Truck Cabs with Link Cabmate Model GMC104TK	12020054 12010054 1201-0054 1202-0054		O O	83021
-------	---	--	--	------	------	--------	------	------	-------

C6500 TOPKICK

03-09	Truck Cabs with Link Cabmate Model GMC104TK	12020054 12010054 1201-0054 1202-0054		O O	83021
97-01	Truck Cabs with Link Cabmate Model GMC104TK	12020054 12010054 1201-0054 1202-0054		O O	83021

C7000 TOPKICK

90-96	Truck Cabs with Link Cabmate Model GMC104TK	12020054 12010054 1201-0054 1202-0054		O O	83021
-------	---	--	--	------	------	--------	------	------	-------

C7500 TOPKICK

97-09	Truck Cabs with Link Cabmate Model GMC104TK	12020054 12010054 1201-0054 1202-0054		O O	83021
-------	---	--	--	------	------	--------	------	------	-------

C8500 TOPKICK

03-09	Truck Cabs with Link Cabmate Model GMC104TK	12020054 12010054 1201-0054 1202-0054		O O	83021
-------	---	--	--	------	------	--------	------	------	-------

COACHES

	4100, 4900 Models	3192416 4975552 3182842 3188599	 O	85711	O O
	4500, 5300 Models	3166657 3192333	O O	85700
	Models with O.E.M. Number	3178507 5316794 5527271 3178106 5549924 3189265 3178995 5304059 5352857 5316784 5527272	O O	85700

APPLICATION GUIDE

Year	Fitment Notes	OEM#	 Fleetline GasSLX		 Fleetline GasSLX Cab Shock/ Specialty Shock		

GMC

GMC

P - SERIES

92-96	Motorhome Chassis	22064233								83136		
-------	-------------------	----------	--	--	--	--	--	--	--	-------	--	--

T5500

97-09	FL1 Tilt Cab with 8100 lb Axle	22165188 22165187 22064804 22064805										
	FL2 Tilt Cab with 5000 to 11000 lb Axle	22166442 22064807	 T	83136
	FL3 Tilt Cab with 14575 lb Axle	22165189 22064806	 T	83136
90-06	Tilt Cab with 15000, 19000, 21000 lb Multileaf Springs	15174902 22064232	 T	85071
92-99	Tilt Cab with 19000, 21000, 23000 lb Taperleaf Springs (EXC Low Profile Veh.)	22064233	 T	83136
99	Models with Hendrickson Air Suspension (Stamping number 47902-13)	12474915 15963161	 T	83122	89406

T6500

04-09	FL1 Tilt Cab with 8100 lb Axle	22165188 22165187 22064804 22064805										
	FL2 Tilt Cab with 5000 to 11000 lb Axle	22166442 22064807	 T	83136
	FL3 Tilt Cab with 14575 lb Axle	22165189 22064806	 T	83136
04-06	Tilt Cab with 15000, 19000, 21000 lb Multileaf Springs	15174902 22064232	 T	85071
03	FL1 Tilt Cab with 8100 lb Axle	22165188 22165187 22064804 22064805	 T	83136
	FL2 Tilt Cab with 5000 to 11000 lb Axle	22166442 22064807	 T	83136
	FL3 Tilt Cab with 14575 lb Axle	22165189 22064806	 T	83136
	Tilt Cab with 15000, 19000, 21000 lb Multileaf Springs	15174902 22064232	 T	85071
97-02	FL1 Tilt Cab with 8100 lb Axle	22165188 22165187 22064804 22064805	 T	83136
	FL2 Tilt Cab with 5000 to 11000 lb Axle	22166442 22064807	 T	83136
	FL3 Tilt Cab with 14575 lb Axle	22165189 22064806	 T	83136
	Tilt Cab with 15000, 19000, 21000 lb Multileaf Springs	15174902 22064232	 T	85071
97-99	Tilt Cab with 19000, 21000, 23000 lb Taperleaf Springs (EXC Low Profile Veh.)	22064233	 T	83136
99	Models with Hendrickson Air Suspension (Stamping number 47902-13)	12474915 15963161	 T	83122	89406
92-96	Tilt Cab with 19000, 21000, 23000 lb Taperleaf Springs (EXC Low Profile Veh.)	22064233	 T	83136
90-96	Tilt Cab with 15000, 19000, 21000 lb Multileaf Springs	15174902 22064232	 T	85071

T7500

04-09	FL1 Tilt Cab with 8100 lb Axle	22165188 22165187 22064804 22064805										
	FL2 Tilt Cab with 5000 to 11000 lb Axle	22166442 22064807	 T	83136
	FL3 Tilt Cab with 14575 lb Axle	22165189 22064806	 T	83136
04-06	Tilt Cab with 15000, 19000, 21000 lb Multileaf Springs	15174902 22064232	 T	85071
03	FL1 Tilt Cab with 8100 lb Axle	22165188 22165187 22064804 22064805	 T	83136

APPLICATION GUIDE

Year	Fitment Notes	OEM#					
				Fleetline	GasSLX		Fleetline

GMC

GMC

T7500 (cont)

03	FL2 Tilt Cab with 5000 to 11000 lb Axle	22166442 22064807	 	83136
	FL3 Tilt Cab with 14575 lb Axle	22165189 22064806	 	83136
	Tilt Cab with 15000, 19000, 21000 lb Multileaf Springs	15174902 22064232	 		85071
97-02	FL1 Tilt Cab with 8100 lb Axle	22165188 22165187 22064804 22064805	 	83136
	FL2 Tilt Cab with 5000 to 11000 lb Axle	22166442 22064807	 	83136
	FL3 Tilt Cab with 14575 lb Axle	22165189 22064806	 	83136
	Tilt Cab with 15000, 19000, 21000 lb Multileaf Springs	15174902 22064232	 		85071
97-99	Tilt Cab with 19000, 21000, 23000 lb Taperleaf Springs (EXC Low Profile Veh.)	22064233	 		83136
99	Models with Hendrickson Air Suspension (Stamping number 47902-13)	12474915 15963161	 		83122	89406
92-96	Tilt Cab with 19000, 21000, 23000 lb Taperleaf Springs (EXC Low Profile Veh.)	22064233	 		83136
90-96	Tilt Cab with 15000, 19000, 21000 lb Multileaf Springs	15174902 22064232	 		85071

T8500

97-09	FL1 Tilt Cab with 8100 lb Axle	22165188 22165187 22064804 22064805	 	83136
	FL2 Tilt Cab with 5000 to 11000 lb Axle	22166442 22064807	 	83136
	FL3 Tilt Cab with 14575 lb Axle	22165189 22064806	 	83136
98-06	Tilt Cab with 15000, 19000, 21000 lb Multileaf Springs	15174902 22064232	 		85071
92-99	Tilt Cab with 19000, 21000, 23000 lb Taperleaf Springs (EXC Low Profile Veh.)	22064233	 		83136
99	Models with Hendrickson Air Suspension (Stamping number 47902-13)	12474915 15963161	 		83122	89406





VARIOUS

	Astro Cabover (Sleeper & Non-Sleeper Trucks) with Link Cabmate Model GMC-2P-A	12020032 1202-0032	 	83016
	Brigadier Tractors with J9 Cabs with Link Cabmate Model GMC92J9	12020012 1202-0012	 	83023
	TopKick Truck Cabs with Link Cabmate Model GMC92TK	12020012 1202-0012	 	83023
79-09	Conventional Trucks measuring 108" BBC or 116" BBC with Link Cabmate Model GMC816	12020012 1202-0012	 	83023

W - SERIES (ISUZU)

	Models with O.E.M. Number	98098127 8972019600 98098125 8970830290 898098-1250 94454987 97253616 97253623 8-97201-960-0 97253621 8-97083-029-0 8980981270 97201960 898098-1270 8980981250	 	83515
		98098059 898098-0590 898098-0581 98098058 8-97253665-0 898098-0580 8972536650 8980980581 97253665 8980980590 97253651 8980980580	 		83159

APPLICATION GUIDE

Year	Fitment Notes	OEM#					
			 Fleetline	GasSLX	 Fleetline	GasSLX	Cab Shock/ Specialty Shock

GMC

GMC

W4500 FORWARD

92-10	Models with 11000 lb & 13000 lb Suspension	9516306471 97083029 94454987 98232671 97083027 8972536200 97253620 8-97253-620-0 8944549870 8944549860 9-51630-647-1 8-94454-986-0 8-94454-987-0	 ○	83515
-------	--	--	-------	-------	------	------	------	------

W5500 FORWARD

88-10	Models with 11000 lb & 13000 lb Suspension	97253620	 ○	83515
-------	--	----------	-------	-------	------	------	------	------

W6500 FORWARD

87-96	Models with 11000 lb & 13000 lb Suspension	1516301681 1-51630-168-1	 ○	83515
-------	--	-----------------------------	-------	-------	------	------	------	------

WCA & WIA SERIES

	Models with O.E.M. Number	373013202 37301-3202 37301-0021 373010016 37301-0016 373010021	 ○	85026
--	---------------------------	---	-------	-------	------	------	------	------

WH SERIES

	WHS, WHR, WHL or WHE Models with Front Dual Shocks	3082284	 	83400
--	--	---------	------	-------	------	------	------	------

GOSHEN COACH

GOSHEN COACH

VARIOUS

	Impule Series Shuttle buses with Ford E350 & E450 Chassis	ASH1154 ASH-1154	 ○	G63622	
		ASH-1136 ASH1136	 ○	 ○	G63623
	Pacer II Series Shuttle buses with Ford E350 Chassis	ASH1154 ASH-1154	 ○	G63622
		ASH-1136 ASH1136	 ○	 ○	G63623

GRANNING SUSPENSION

GRANNING SUSPENSION

MODEL L120 SELF STEER AXLE

	Models with O.E.M. Number	701071-01	 ○				646155	
--	---------------------------	-----------	-------	--	--	--	--------	--

VARIOUS

	Models T950-1200, -1400, -1700	2697	 ○	 ○	85712
	Models with O.E.M. Number	OE12425 1085	 ○	 ○	83214
		680162	 ○	 ○	85300	89419

GREAT DANE TRAILER

GREAT DANE TRAILER

	Trailers with Great Dane part number	REY18165-01 REY1816501	 ○	 ○	85006
		HENS21292 HENS-21292	 ○	 ○	85052
		HENS-23649 HENS23649	 ○	 ○	85064
		MER202447	 ○	 ○	85919
		HENS-20001	 ○	 ○	83389	89436
		HENS-24088	 ○	 ○	83389 85000	89436
		HENS20001	 ○	 ○	83389	89436
		HENS24088	 ○	 ○	83389 85000	89436

APPLICATION GUIDE

Year	Fitment Notes	OEM#					
				Fleetline	GasSLX		Fleetline

GREAT DANE TRAILER VARIOUS (cont)

GREAT DANE TRAILER

	Trailers with Great Dane part number	HENS-20002 HENS23566 HENS-23566 HENS20002		85000	89436	
		HENS-20126 HENS20126		85323	89436	
	Trailers with Reyco 86 AR / RS 1015, 1035, 3015, 3035 Slider Air Suspension	18165-01 1816501		85006	89436	
	Trailers with Reyco Suspension 87	18163-01 1816301		83207	89407	
	Trailers with Reyco Suspension 88	18164-01 1816401		83122	89406	

GRECH MOTORS

GRECH MOTORS

	Shuttle buses with Ford E450 Chassis	ASH-1154		G63622		
		ASH-1136		G63623		

GREYHOUND BUS

GREYHOUND BUS

	City Cruiser	12TA-01-013 12TA01013		85303	89422	
		MC5, MC7, MC8	3178157		85700	

GRUMMAN BUS

GRUMMAN BUS

	Model 870 Flex Bus	22025305 97221000001 97221000002 97221000003 97221000004 97221000005 22025067 97-2210-00002 97-2210-00001 97-2210-00004 97-2210-00003 97-2210-00005				
				85704		

GULF STREAM

GULF STREAM

ATRIUM

03-06	Models with Freightliner XC Chassis with ZF - IFS Front Suspension and 23,000 lb GVW or Greater	1618103000 16-18103-000 48170000493		85900			
		MotorHomes with Freightliner XC Chassis & AS120 Front Suspension	16-16874-000 1616874000 1616737000 16-16737-000 141700131810		83160		
		MotorHomes with Freightliner XC Chassis and ADL200 Suspension w/ 20K Rear	1616873000 16-16873-000 141700131809 1616736000 16-16736-000		85029		

BT CRUISER

16-23	MotorHomes with Ford E350 or E450 Chassis	ASH1154 8C2418045DA 8C2Z-18124-D 8C2Z18124D 8C24-18045-DA ASH-1154 AT163G AT-163G		G63622		
		8C24-18080-DB 8C2Z18125D ASH-1136 8C2Z-18125-D AT164G 8C2418080DB ASH1136 AT-164G		G63623		
02-15	MotorHomes with Ford E350 or E450 Chassis	ASH1154 8C2418045DA 8C2Z-18124-D 8C2Z18124D 8C24-18045-DA ASH-1154 AT163G AT-163G		G63622		

APPLICATION GUIDE

Year	Fitment Notes	OEM#					
				Fleetline	GasSLX		Fleetline

GULF STREAM

BT CRUISER (cont)

GULF STREAM

02-15	MotorHomes with Ford E350 or E450 Chassis	8C24-18080-DB 8C2Z18125D ASH-1136 8C2Z-18125-D AT164G 8C2418080DB ASH1136 AT-164G					G63623		
-------	---	--	--	--	--	--	--------	--	--

CAVALIER

99-06	MotorHomes with Ford E350 or E450 Chassis	ASH-1154		G63622				
		ASH-1136					G63623	

CONQUEST

16-22	MotorHomes with Ford E350 or E450 Chassis	ASH1154 8C2418045DA 8C2Z-18124-D 8C2Z18124D 8C24-18045-DA ASH-1154 AT163G AT-163G		G63622				
		8C24-18080-DB 8C2Z18125D ASH-1136 8C2Z-18125-D AT164G 8C2418080DB ASH1136 AT-164G					G63623	
12-15	MotorHomes with Ford E350 or E450 Chassis	ASH1154 8C2418045DA 8C2Z-18124-D 8C2Z18124D 8C24-18045-DA ASH-1154 AT163G AT-163G		G63622				
		8C24-18080-DB 8C2Z18125D ASH-1136 8C2Z-18125-D AT164G 8C2418080DB ASH1136 AT-164G					G63623	
02-11	MotorHomes with Ford E350 or E450 Chassis	ASH1154 8C2418045DA 8C2Z-18124-D 8C2Z18124D 8C24-18045-DA ASH-1154 AT163G AT-163G		G63622				
		8C24-18080-DB 8C2Z18125D ASH-1136 8C2Z-18125-D AT164G 8C2418080DB ASH1136 AT-164G					G63623	
93-01	MotorHomes with Ford E350 or E450 Chassis	ASH1154 8C2418045DA 8C2Z-18124-D 8C2Z18124D 8C24-18045-DA ASH-1154 AT163G AT-163G		G63622				
		8C24-18080-DB 8C2Z18125D ASH-1136 8C2Z-18125-D AT164G 8C2418080DB ASH1136 AT-164G					G63623	

APPLICATION GUIDE

Year	Fitment Notes	OEM#					
				Fleetline	GasSLX		Fleetline

GULF STREAM

CONQUEST SPORT

GULF STREAM

10-11	MotorHomes with Ford E350 or E450 Chassis	ASH1154 8C2418045DA 8C2Z-18124-D 8C2Z18124D 8C24-18045-DA ASH-1154 AT163G AT-163G	 O	G63622
		8C24-18080-DB 8C2Z18125D ASH-1136 8C2Z-18125-D AT164G 8C2418080DB ASH1136 AT-164G	 O	 O	G63623
01-02	MotorHomes with Ford E350 or E450 Chassis	ASH1154 8C2418045DA 8C2Z-18124-D 8C2Z18124D 8C24-18045-DA ASH-1154 AT163G AT-163G	 O	G63622
		8C24-18080-DB 8C2Z18125D ASH-1136 8C2Z-18125-D AT164G 8C2418080DB ASH1136 AT-164G	 O	 O	G63623

ENDURA

08	MotorHomes with Chevy Kodiak Chassis	88982682 15588554 15887728 19152843 22064230 15123676	 I	83136
04-07	MotorHomes with Chevy Kodiak Chassis	88982682 15588554 15887728 19152843 22064230 15123676	 I	83136

FRIENDSHIP

02-06	Models with Freightliner XC Chassis with ZF - IFS Front Suspension and 23,000 lb GVW or Greater	1618103000 16-18103-000 48170000493	 I	85900
	MotorHomes with Freightliner XC Chassis & AS120 Front Suspension	16-16874-000 1616874000 1616737000 16-16737-000 141700131810	 O O	83160
	MotorHomes with Freightliner XC Chassis and ADL200 Suspension w/ 20K Rear	1616873000 16-16873-000 141700131809 1616736000 16-16736-000	 O O	 O O	85029

INDEPENDENCE

00-11	MotorHomes with Ford E350 or E450 Chassis	ASH1154 8C2418045DA 8C2Z-18124-D 8C2Z18124D 8C24-18045-DA ASH-1154 AT163G AT-163G	 O	G63622
		8C24-18080-DB 8C2Z18125D ASH-1136 8C2Z-18125-D AT164G 8C2418080DB ASH1136 AT-164G	 O	 O	G63623
02	Models with Freightliner XC Chassis with ZF - IFS Front Suspension and 23,000 lb GVW or Greater	1618103000 16-18103-000 48170000493	 I	85900

APPLICATION GUIDE

Year	Fitment Notes	OEM#					
				Fleetline	GasSLX		Fleetline

GULF STREAM

INDEPENDENCE (cont)

GULF STREAM

02	MotorHomes with Freightliner XC Chassis and ADL200 Suspension w/ 20K Rear	1616873000 16-16873-000 141700131809 1616736000 16-16736-000			85029
	MotorHomes with Freightliner XC Chassis and AS120 Front Suspension	16-16874-000 1616874000 1616737000 16-16737-000 141700131810	 ○	83160

MONTAJ

10-11	MotorHomes with Ford E350 or E450 Chassis	ASH1154 8C2418045DA 8C2Z-18124-D 8C2Z18124D 8C24-18045-DA ASH-1154 AT163G AT-163G		G63622
	MotorHomes with Ford E350 or E450 Chassis	8C24-18080-DB 8C2Z18125D ASH-1136 8C2Z-18125-D AT164G 8C2418080DB ASH1136 AT-164G	 ○	G63623

SCENIC CRUISER

02-06	Models with Freightliner XC Chassis with ZF - IFS Front Suspension and 23,000 lb GVW or Greater	1618103000 16-18103-000 481700000493		85900
	MotorHomes with Freightliner XC Chassis & AS120 Front Suspension	16-16874-000 1616874000 1616737000 16-16737-000 141700131810	 ○	83160
	MotorHomes with Freightliner XC Chassis and ADL200 Suspension w/ 20K Rear	1616873000 16-16873-000 141700131809 1616736000 16-16736-000	 ○	85029

ULTRA

00-08	MotorHomes with Ford E350 or E450 Chassis	ASH-1154		G63622
	MotorHomes with Ford E350 or E450 Chassis	ASH-1136	 ○	G63623

YELLOWSTONE

05-11	MotorHomes with Ford E350 or E450 Chassis	ASH1154 8C2418045DA 8C2Z-18124-D 8C2Z18124D 8C24-18045-DA ASH-1154 AT163G AT-163G		G63622
	MotorHomes with Ford E350 or E450 Chassis	8C24-18080-DB 8C2Z18125D ASH-1136 8C2Z-18125-D AT164G 8C2418080DB ASH1136 AT-164G	 ○	G63623
02-04	Models with Freightliner XC Chassis with ZF - IFS Front Suspension and 23,000 lb GVW or Greater	1618103000 16-18103-000 481700000493		85900
	MotorHomes with Ford E350 or E450 Chassis	ASH1154 8C2418045DA 8C2Z-18124-D 8C2Z18124D 8C24-18045-DA ASH-1154 AT163G AT-163G	 ○	G63622

APPLICATION GUIDE

Year	Fitment Notes	OEM#					
			Fleetline	GasSLX	Fleetline	GasSLX	Cab Shock Specialty Shock

GULF STREAM

YELLOWSTONE (cont)

GULF STREAM

02-04	MotorHomes with Ford E350 or E450 Chassis	8C24-18080-DB 8C2Z18125D ASH-1136 8C2Z-18125-D AT164G 8C2418080DB ASH1136 AT-164G		G63623
	MotorHomes with Freightliner XC Chassis & AS120 Front Suspension	16-16874-000 1616874000 1616737000 16-16737-000 141700131810	O	83160
	MotorHomes with Freightliner XC Chassis and ADL200 Suspension w/ 20K Rear	1616873000 16-16873-000 141700131809 1616736000 16-16736-000	O	O	85029

HARDEE MFG.

VARIOUS

HARDEE MFG.

	Models with O.E.M. Number	AS789B	O	85014
		8030223	O	83207	89407

HAUSMAN

HAUSMAN

	Models with O.E.M. Number	695110		85318
		695119	O	85702

HENDRICKSON TRAILER SUSPENSION SYSTEMS

HENDRICKSON TRAILER SUSPENSION SYSTEMS

ADDITIONAL APPLICATIONS

	AB-32-001 Models	A1667 A-1667	O	85000	89436
	HK190T (Slider Air Suspension)	A-21292 A21292	O	85052
	HK230 (Slider Air Suspension)	A-21292 A21292	O	85052
	HS190T (Slider Air Suspension)	A20001 A-20001	O	83389	89436
	HS230 (Slider Air Suspension)	A20002 A-20002	O	85000	89436
	MT-45,MTL45,MTL-50	S1667 S-1667	O	85000	89436
	TDC-014	A-2212 665267 A2212	O	85029

HLP PARALIFT

	Auxiliary Lifiable Steerable System (HL)	A-14496	O	O	O	646155		
--	--	---------	---	---	---	--------	--	--





HLU PARALIFT ULTRA

	Auxiliary Lifiable Steerable System (HL)	A-14496	O	O	O	646155		
--	--	---------	---	---	---	--------	--	--

INTRAX

	AA230T & AA250T Models with O.E.M. Number	B-22345 B22345	O	85911
		A20002 A-20002	O	85000	89436
		A20126 A20889 A-20889 A-20126	O	85323	89436
	AAEDL Models	B-23316 B23316	O	85382
		B24023 B-24023	O	85738
		B-24579 B24579	O	85939














































APPLICATION GUIDE

Year	Fitment Notes	OEM#					
			 Fleetline	GasSLX	 Fleetline	GasSLX	Cab Shock\ Specialty Shock

HENDRICKSON TRAILER SUSPENSION SYSTEMS

HENDRICKSON TRAILER SUSPENSION SYSTEMS

INTRAAX (cont)

AAEDT 30K Models	B-25515		85338
	B25515		85911
	B23361		85916	89430
	B-25436		85029
	B25436		85045
	A-2212		85337
	A2212		85345
	B23651		85916	89430
	B-23651		85000	89436
	B-25437		85045
	B25437		85338
	B20345		85939
	B-20345		85382
	B-25436		85738
	B25436		85911
B-23566		85000	89436	
B23566		85323	89436	
AANL 23K Models	B23651		85738
	B-23651		85911
	B-25515		85000	89436
AANLS - 20K with Rear shocks with 9" Ride Height	B25515		85323	89436
	B-24579		85738
	B24579		85911
AANT 23K Models	B-23316		85000	89436
	B23316		85323	89436
	B24023		85738
	B-24023		85911
AAT 23K Models	B23361		85000	89436
	B-23361		85323	89436
	B-23566		85738
	B23566		85911
AAT 25K Models	B24125		85000	89436
	B-24125		85323	89436
	B24023		85738
	B-24023		85911
AAT 30K Models	B23361		85000	89436
	B-23361		85323	89436
	B-23566		85738
	B23566		85911
AAZL 23K / 46K Models	B24125		85000	89436
	B-24125		85323	89436
	B24023		85738
	B-24023		85911
AAZNT 23K / 46K / 69K Models	B-24579		85000	89436
	B24579		85323	89436
	B-23566		85738
	B23566		85911
Low Ride Height Models with	B24023		85000	89436
	B-24023		85323	89436
	B-23315		85738
Low Ride Height Models with	B23315		85911
	B-22311		85000	89436
	B22311		85323	89436
Low Ride Height Models with	B-23316		85738
	B23316		85911
	B-23316		85000	89436
Low Ride Height Models with	B23316		85323	89436
	B-23316		85738
	B23316		85911

APPLICATION GUIDE

Year	Fitment Notes	OEM#					
				Fleetline	GasSLX		Fleetline

HENDRICKSON TRAILER SUSPENSION SYSTEMS

HENDRICKSON TRAILER SUSPENSION SYSTEMS

INTRAAX (cont)

	Low Ride Height Models with	B-22312	○	85939
		B23013 B-23013	○	85000	89436

TOP MOUNT STYLE

	HT190T (All Models)	A20001 A-20001	○	83389	89436
	HT230T	A2160 A-2160	○	85014
		A-2212 A2212	○	85029
		B-21553 B21553	○	85738
		B-22345 B22345	○	85911
		B-21699 B21699	○	87018
		A20002 A-20002	○	85000	89436
		A20126 A-20126	○	85323	89436
	HT250T (All Models)	A-2212 A2212	○	85029
	HT300T & N-HT300T	A2160 A-2160	○	85014
		B-21553 B21553	○	85738
		B-24579 B24579	○	85939
		B-21699 B21699	○	87018
		A20126 A-20126	○	85323	89436
	T-15-140, -155, -172, 244, -376	A2218 A-2218	○	85030	89440
T-15-324	A2160 A-2160	○	85014	
T-17-141, -174, -284	A2218 A-2218	○	85030	89440	
TMB-14-120	A-2213 A2213	○	85010	
TMB-17-135	A4084 A-4084	○	85005	89430	

UNDERSLUNG STYLE

	HT190U	A-2212 A2212	○	85029
		B23649 B-23649	○	85064
		A20001 A-20001	○	83389	89436
		A20002 A-20002	○	85000	89436
	HT250U & N-HT250U	A2160 A-2160	○	85014
		A-2212 A2212	○	85029
		B-21553 B21553	○	85738
		A20002 A1667 A-1667 A-20002	○	85000	89436
		A20126 A-20126	○	85323	89436
	HT250U-Y (All Models)	A20002 A-20002	○	85000	89436
HT250US (Models with Angled and Frame Clearance Mount)	B23651 B-23651	○	85045	

APPLICATION GUIDE

Year	Fitment Notes	OEM#	 Fleetline GasSLX		 Fleetline GasSLX Cab Shock Specialty Shock		

HENDRICKSON TRAILER SUSPENSION SYSTEMS

HENDRICKSON TRAILER SUSPENSION SYSTEMS





UNDERSLUNG STYLE (cont)

HT250US (Models with Angled and Frame Clearance Mount)	B-24579 B24579					85939		
HT250US (Models with O.E.M. Number)	B-22862 B22862					85045		
	B21947 B-21947					85052		
	B21936 B-21936					85064		
HT250US (Models with Remote Shock Mount)	A-2212 A2212					85029		
	B23650 B-23650					85052		
	B23649 B-23649					85064		
	B-23316 B23316					85382		
	B-23743 B23743					85938		
HT250US (Models with Standard Shock Mount)	B23651 B-23651					85045		
	B23650 B-23650					85052		
	B23649 B-23649					85064		
	B-23548 B23548					85079		
	B-23743 B23743					85938		
	B-24579 B24579					85939		
HT300U & N-HT300U	B-21699 B21699					87018		
	A20126 A-20126					85323	89436	
T-12-139	A-2213 A2213					85010		
T-23-US-9-011	A-2213 A2213					85010		
T-4-392	A2160 A-2160					85014		
T-6-062, -295, -370, -422	A1667 A-1667					85000	89436	
T-6-071	A-2212 A2212					85029		
T-9-084	A-2240 A2240					85013	89414	
T-9-106, -278, -313	A4084 A-4084					85005	89430	
T-9-175	A2160 A-2160					85014		
T-9-325	A2218 A-2218					85030	89440	
T-9-390	A-2213 A2213					85010		
T30-US-9, -17	A10348 A-10348					85043		

VANTRAX

HKA180	S24088 B24088 S-24088 B-24088					83389 85000	89436	
HKA200	B-23566 B23566 S23566 S-23566					85000	89436	
HKA250	B24023 B-24023					85738		
HKAL 46K Models	B-23566 B23566					85000	89436	

APPLICATION GUIDE

Year	Fitment Notes	OEM#					
				Fleetline	GasSLX		Fleetline

HENDRICKSON TRAILER SUSPENSION SYSTEMS

HENDRICKSON TRAILER SUSPENSION SYSTEMS

VANTRAAX (cont)

	HKANT 40K	S24088 B24088 S-24088 B-24088	O O O	83389 85000	89436
	HKANT 46K	B-23566 B23566 S23566 S-23566	O O O	85000	89436
	HKANT 69K23	S23566 S-23566	O O O	85000	89436
	HKARL 46K	S-25436 B-25436 S25436 B25436	O O O	85916	89430
		B-23566 B23566 S23566 S-23566	O O O	85000	89436
	HKAT 46K	B-23566 B23566 S23566 S-23566	O O O	85000	89436
	HKAT 50K	B24023 S24023 B-24023 S-24023	O O O	85738
	HKAT 69K	B24023 S24023 B-24023 S-24023	O O O	85738

HENDRICKSON TRUCK SUSPENSION SYSTEMS

HENDRICKSON TRUCK SUSPENSION SYSTEMS






ADDITIONAL APPLICATIONS

	Conventional Hino Models with Hendrickson Comfort Air Suspension	60670020 60670-020	O O O	83148
	HAS 460 Suspensions with O.E.M. Number	6067512 60675-12	O O O	85638
	Hendrickson Rear Air Suspension used on Conventional Hino Models (23,000 lb Capacity)	60670-018 60670018	O O O	83166
	HMX 400/460 Haulmax with 16.5" Saddle Height	60680-004L 60680-004 60680004 60680004L	O O O	83143
	HMX 400/460 Haulmax with 17.5" or 18.5" Saddle Height	60680-005L 60680005L 60680005 60680-005	O O O	83142
	HTS 210 For Spartan Chassis (Type C School Bus Applications)	60665025 60665025L 60665-025 60665-025L	O O O	85036	89405
	MaxAir / AL-405 Models	57241-006 57241006 57241-006L 57241006L	O O O	83111
	Parasteer Suspensions	60998-002L 60998002L 60665005 60998002 60998-002 59483-000 60665-005 60665-005L 60665005L 59483000	O O	85919

AIRTEK - SERIES

	Airtek Front	65992002L 65992-002 65992-002L 65992001 65992002 65992-001	O O	85955
--	--------------	---	--------	-------	------	------	------	------




APPLICATION GUIDE

Year	Fitment Notes	OEM#								
				Fleetline		GasSLX		Fleetline	GasSLX	Cab Shock Specialty Shock


HENDRICKSON TRUCK SUSPENSION SYSTEMS

HENDRICKSON TRUCK SUSPENSION SYSTEMS



AIRTEK - SERIES (cont)

	Airtek Front	58913009 65992003 58913008 47170000456 58913-009L 58913-008L 58913-007L 58913-008 58913-007 65992-003 58913-009 58913007 58913009L 58913008L 58913007L		85959					
		58913012 58913012L 58913003 58913003L 58913-003L 58913-012L 471700006269 58913-012 58913-003		85932	89453
		64838-003L 64838003L 64838002L 64838001L 64838002 64838-001 64838001 64838-002L 64838-001L 64838-002 64838-003 64838003		85933	89454








ALL AMERICAN SERIES (FE & RE MODELS)

	Buses with Hendrickson 14,600 lb Capacity-Left Hand Drive Steertek Axle	58913011 58913011L 58913-011L 58913-011		85959					
--	---	--	---	-------	------	--	--	--	--	--

COMFORT AIR - SERIES

	Conventional Hino Models with Single Axle Air Suspension	60670013 60670-017 60670-013 60670017						
	Models with O.E.M. Number	471700131545 60998003 60998-001 60998-003 60998001	

FIREMAAX - SERIES

	Firemaax 240 Air Suspensions	60657-003 60657003 60657003L 60657-003L						
		60665-018L 060665-018 60665-018 60665018 60665018L	
		060665-014 60665014 060665014 60665-014	
		60665-011 60665011	
	Firemaax 270 Air Suspensions	60665013 60665-013	
	Firemaax 480 Air Suspensions	60657-003 60657003 60657003L 60657-003L	
		60665-018L 060665-018 60665-018 60665018 60665018L	

APPLICATION GUIDE

Year	Fitment Notes	OEM#					
				Fleetline	GasSLX		Fleetline

HENDRICKSON TRUCK SUSPENSION SYSTEMS

HENDRICKSON TRUCK SUSPENSION SYSTEMS

FIREMAAX - SERIES (cont)

Firemaax 480 Air Suspensions	60665-014 60665014 060665014 60665-014	O	O	85962
	60665-011 60665011	O	O	85967
Firemaax 540 Air Suspensions	60665013 60665-013	O	O	85965
Firemaax EX 242 Air Suspensions	60657-003 60657003 60657003L 60657-003L	O	O	85072
	60665-011 60665011	O	O	85967
Firemaax EX 272 Air Suspensions	60665013 60665-013	O	O	85965
Firemaax EX 482 Air Suspensions	60657-003 60657003 60657003L 60657-003L	O	O	85072
	60665-011 60665011	O	O	85967
Firemaax EX 542 Air Suspensions	60665013 60665-013	O	O	85965

HA - SERIES

HA Series Air Suspension (All Models used on Mack)	4790219 47902-9 479029 47902-19	O	O	83123	89405
HA - 180 (Used on all except Mack)	4790213 47902-13 47902-8 479028	O	O	83122	89406
HA - 200 (Used on all except Mack)	4790213 47902-13 47902-8 479028	O	O	83122	89406
HA - 230 (Used on all except Mack)	4790213 47902-13 47902-8 479028	O	O	83122	89406
HA - 360 (Used on all except Mack)	4790213 47902-13 47902-8 479028	O	O	83122	89406
HA - 400 (Used on all except Mack)	4790213 47902-13 47902-8 479028	O	O	83122	89406
HA - 460 (Used on all except Mack)	4790213 47902-13 47902-8 479028	O	O	83122	89406
HA-360/400/460 Edge System High Torque Rise	60675-003 60675-003L 60675003L 60675003	O	O	85976

HAS - SERIES

HAS - 120L	60670010 60670-010	O	O	83149
HAS - 150L	60670003 60670-003	O	O	83149
HAS - 190	60670-005 60670005	O	O	83137
	60675-003 60675-003L 60675003L 60675003	O	O	85976
HAS - 190L	60670008L 60670-008 60670-008L 60670008	O	O	83123	89405
HAS - 210	60670-005 60670005	O	O	83137

APPLICATION GUIDE

Year	Fitment Notes	OEM#					
					Fleetline	GasSLX	

HENDRICKSON TRUCK SUSPENSION SYSTEMS

HENDRICKSON TRUCK SUSPENSION SYSTEMS

HAS - SERIES (cont)

HAS - 210	60675-003 60675-003L 60675003L 60675003	O O	85976
HAS - 210L	60670008L 60670-008 60670-008L 60670008	O O	83123	89405
HAS - 230	60670-005 60670005	O O	83137
	60675-003 60675-003L 60675003L 60675003	O O	85976
HAS - 230L	60670008L 60670-008 60670-008L 60670008	O O	83123	89405
HAS - 360	60670-005 60670005	O O	83137
	60675-003 60675-003L 60675003L 60675003	O O	85976
HAS - 400	4790225 47902-25	O O	83125
	60670-005 60670005	O O	83137
	60670-007 60670007L 60670-007L 60670007	O O	83144
	60675-006 60675-006L 60675006L 60675006	O O	85909
	60675-003 60675-003L 60675003L 60675003	O O	85976
HAS - 400L	60670008L 60670-008 60670-008L 60670008	O O	83123	89405
HAS - 402	60670-005 60670005	O O	83137
	60670-007 60670007L 60670-007L 60670007	O O	83144
	60675-006 60675-006L 60675006L 60675006	O O	85909
	60675-003 60675-003L 60675003L 60675003	O O	85976
HAS - 402L	60670008L 60670-008 60670-008L 60670008	O O	83123	89405
HAS - 40LH	60680001 60680-001 60680-001L 60680001L	O 	83111
	60685001 60685-001	O 	85977
HAS - 460	60670-005 60670005	O O	83137
	60670-007 60670007L 60670-007L 60670007	O O	83144
	60675-006 60675-006L 60675006L 60675006	O O	85909

APPLICATION GUIDE

Year	Fitment Notes	OEM#					
				Fleetline	GasSLX		Fleetline

HENDRICKSON TRUCK SUSPENSION SYSTEMS

HENDRICKSON TRUCK SUSPENSION SYSTEMS

HAS - SERIES (cont)

	HAS - 460	60675-003 60675-003L 60675003L 60675003	O O O	85976
	HAS - 460L	60670008L 60670-008 60670-008L 60670008	O O O	83123	89405
	Models with O.E.M. Number	606758Q	O O O	85976
		60675-014 60675014	O O O	85978

HN - SERIES

	HN - 400	60680003 60680-003L 60680-003 60680003L	O O O	83112
		60670-002L 60670002 60670002L 60670-002	O O O	83207	89407
	HN - 402	60680003 57241-003 60680-003L 60680-003 57241003 60680003L	O O O	83112
	HN - 460	60680003 57241-003 60680-003L 60680-003 57241003 60680003L	O O O	83112
			60670-002L 60670002 60670002L 60670-002	O O O	83207	89407
	HN - 462	60680003 57241-003 60680-003L 60680-003 57241003 60680003L	O O O	83112
	HNT - 460	4790218 47902-18	O O O	85030	89440
96-15	HN - 522	60680003 60680-003L 60680-003 60680003L	O O O	83112

HTB 400 LT - SERIES

	HTB 400LT Rear Air Suspensions	60657-006 60657-011 60657-010 60657010 60657011 60657006	O O O	85102
--	--------------------------------	---	------	------	-------------	-------	------	------

PRIMAAX - SERIES

	230 Air Suspensions	60657-003 60657003 60657003L 60657-003L	O O O	85072
		60665-011 60665011	O O O	85967
	260 Air Suspensions	60665013 60665-013	O O O	85965
	460 Air Suspensions	60657-003 60657003 60657003L 60657-003L	O O O	85072
			60665-011 60665011	O O O	85967
	520 Air Suspensions	60665013 60665-013	O O O	85965

APPLICATION GUIDE

Year	Fitment Notes	OEM#					
			Fleetline	GasSLX	Fleetline	GasSLX	Cab Shock Specialty Shock

HENDRICKSON TRUCK SUSPENSION SYSTEMS

HENDRICKSON TRUCK SUSPENSION SYSTEMS

PRIMAAX - SERIES (cont)

	690 Air Suspensions	60657-003		85072
		60657003 60657003L 60657-003L		85967
	780 Air Suspensions	60665013 60665-013		85965
	EX 232 Air Suspensions	60657-003 60657003 60657003L 60657-003L		85072
		60665-011 60665011		85967
	EX 262 Air Suspensions	60665013 60665-013		85965
	EX 462 Air Suspensions	60657-003 60657003 60657003L 60657-003L		85072
		60665-011 60665011		85967
	EX 522 Air Suspensions	60665013 60665-013		85965
	EX 692 Air Suspensions	60657-003 60657003 60657003L 60657-003L		85072
		60665-011 60665011		85967
	EX 782 Air Suspensions	60665013 60665-013		85965
	Models with O.E.M. Number	60657-005L 60657-005 60657005 60657005L		85087

TOUGH LIFT LK SERIES

	Dual Tire Steer Lift Axle	A-14496						646155
--	---------------------------	---------	--	--	--	--	--	--------

VARIOUS

	Hendrickson Comfort Air Rear Air Suspension	60670-006 60670006L 60670-006L 60670006		83147
		RT2 & RTE2 (400 / 520) Models Air Suspension (Note: For Ride Height of 10.41" to 12.27" with 52" & 54" Beams and 8.52" to 10.37" with 60" Beams.)	57324-6 573246		85043

HIGHWAY PRODUCT

HIGHWAY PRODUCT

	Transit Bus with Air Suspension		83203	89436		
		Transit Bus with Leaf Spring Suspension A1-6-135 A16135		83203	89436	
			A16134 A1-6-134			83207	89407

HINO

HINO





145

05-10	Models with O.E.M. Number	485003710A S4850-03710 48500-3710		83126	89430	
-------	---------------------------	---	--	-------	-------	--	------	------	------

155

16-20	Models with O.E.M. Number	48531-37351 4853137351			83519
		13-20	Models with O.E.M. Number	4851137320 48511-80162 48511-37320		83518




APPLICATION GUIDE

Year	Fitment Notes	OEM#					
				Fleetline	GasSLX		Fleetline





HINO

HINO









165

05-10	Models with O.E.M. Number	485003710A S4850-03710 48500-3710	  	83126	89430
-------	---------------------------	---	---	-------	-------	------	------	------





185

05-10	Models with O.E.M. Number	48500-3720 S4850-03720	 	83140
		485003710A S4850-03710 48500-3710	 	83126	89430







195

21	Models with O.E.M. Number	4851137320 4851180162 48511-80162 48511-37320	 	83518
		48531-37362 48531-37361 4853137362 4853137361	 	83519
12-20	Models with O.E.M. Number	4851137320 4851180162 48511-80162 48511-37320	 	83518
		48531-37362 48531-37361 4853137362 4853137361	 	83519



238

08-14	Models with Hendrickson Comfort Air (Single Axle - 19K)	48530E0100 48530-E0100 60670-014L 60670014L 60670-031L 60670019L 60670029L 60670-019L 60670031L 60670-029L	 	83166
		485003720 S485003720 48500-3720 S4850-03720	 	83140



258

08-23	Models with Hendrickson Comfort Air (Single Axle - 19K)	48530E0100 48530-E0100 60670-014L 60670014L 48530-E0390 60670-031L 60670019L 60670029L 48530E0390 60670-019L 60670031L 60670-029L	 	83166
		48500-E0420 48500E0420	 	83391
06-14	Models with O.E.M. Number	485003720 S485003720 48500-3720 S4850-03720	 	83140

258ALP

08-14	Models with Hendrickson Comfort Air (Single Axle - 19K)	48530E0100 48530-E0100 60670-014L 60670014L 60670-031L 60670019L 60670029L 60670-019L 60670031L 60670-029L	 	83166
-------	---	---	--	------	------	-------	------	------

258LP

15-20	Models with O.E.M. Number	48500-E0420 48500E0420	 	83391
-------	---------------------------	---------------------------	--	-------	------	------	------	------

APPLICATION GUIDE

Year	Fitment Notes	OEM#					
				Fleetline	GasSLX		Fleetline

HINO

HINO

268

08-23	Models with Hendrickson Comfort Air (Single Axle - 19K)	48530E0100 48530-E0100 60670-014L 60670014L 48530-E0390 60670-031L 60670019L 60670029L 48530E0390 60670-019L 60670031L 60670-029L								83166		
15-22	Models with O.E.M. Number	48500-E0420 48500E0420	○	83391
05-14	Models with O.E.M. Number	485003720 S485003720 48500-3720 S4850-03720	○	83140

268, 268A SERIES

	Models with Hendrickson Rear Air Suspension (Shock stamping #)	60670012 60670-012								83168		
--	--	-----------------------	--	--	--	--	--	--	--	-------	--	--

268A

08-14	Models with Hendrickson Comfort Air (Single Axle - 19K)	48530E0100 48530-E0100 60670-014L 60670014L 60670-031L 60670019L 60670029L 60670-019L 60670031L 60670-029L								83166		
	Models with O.E.M. Number	485003720 S485003720 48500-3720 S4850-03720	○	83140

308

05-08	Models with O.E.M. Number	485003720 S485003720 48500-3720 S4850-03720										
-------	---------------------------	--	--	--	--	--	--	--	--	--	--	--

338

08-23	Models with Hendrickson Comfort Air (Single Axle - 21K & 23K)	60670-018 60670-030L 60670030 60670018L 60670-030 60670030L 48530E0290 48530-E0290 60670-018L 60670018								83166		
15-22	Models with O.E.M. Number	48500-E0420 48500E0420	○	83391
05-14	Models with O.E.M. Number	485003720 S485003720 48500-3720 S4850-03720	○	83140

358

08-23	Models with Hendrickson Comfort Air (Single Axle - 21K & 23K)	60670-018 60670-030L 60670030 60670018L 60670-030 60670030L 48530E0290 48530-E0290 60670-018L 60670018								83166		
15-21	Models with O.E.M. Number	48500-E0420 48500E0420	○	83391
08-14	Models with O.E.M. Number	485003720 S485003720 48500-3720 S4850-03720	○	83140

APPLICATION GUIDE

Year	Fitment Notes	OEM#					
				Fleetline	GasSLX		Fleetline

HINO

HINO

ADDITIONAL APPLICATIONS

	Conventional Hino Models with Hendrickson Comfort Air Suspension	60670020 60670-020			O	83148		
	Conventional Hino Models with Hendrickson Comfort Air Suspension (19,000 lb & 21,000 lb Capacity)	60670013 60670-013			O	83148		

FA, FB SERIES

98	FA1517, FA1817, FB1817		O	G63419		
----	------------------------	-------	--	------	--	---	--------	--	--

FA14

89-91	FA, FB Models Trucks with:	S4853-01910			O	83216		
	Models with O.E.M. Number	S4850-01950 48500-1950 48500-2750 S4850-02750 66639	 O	G63610

FA15

92	FA, FB Models Trucks with:	S4850-01950 48500-1950 48500-2750 S4850-02750 66639	 O	G63610				
		S4853-02510 S4853-01910 48530-2510 34802 48530-1910		 O	83216

FA1415

89-97	(FA15)	48500-1950	 O	G63610				
		48530-1910		 O	83216
	FA, FB Models Trucks with:	S4850-01950 48500-1950 48500-2750 S4850-02750 66639	 O	G63610
		S4853-02510 S4853-01910 48530-2510 34802 48530-1910		 O	83216
	FA1415 (FA15), FB1715 (FB15)	48500-1950	 O	G63610
		48530-1910		 O	83216

FA1517

98-04	FA, FB Models Trucks with:	S4850-01950 48500-1950 48500-2750 S4850-02750 66639	 O	G63610				
		S4853-02510 S4853-01910 48530-2510 34802 48530-1910		 O	83216
98	All	48530-2510		 O	83216
	FA1517, FA1817, FB1817	48530-2510		 O	83216

FA1817

98	All	48530-2510				83216		
----	-----	------------	--	------	--	--	-------	--	--

FB14

89-91	FA, FB Models Trucks with:	S4850-01950 48500-1950 48500-2750 S4850-02750 66639	 O	G63610				
		S4853-02510 S4853-01910 48530-2510 34802 48530-1910		 O	83216

APPLICATION GUIDE

Year	Fitment Notes	OEM#	 Fleetline GasSLX		 Fleetline GasSLX Cab Shock Specialty Shock		
				○		○	○

HINO

HINO

FB15

92	FA, FB Models Trucks with:	S4850-01950 48500-1950 48500-2750 S4850-02750 66639		○	G63610
		S4853-02510 S4853-01910 48530-2510 34802 48530-1910		○	83216

FB1715

93-97	FA, FB Models Trucks with:	S4850-01950 48500-1950 48500-2750 S4850-02750 66639		○	G63610
		S4853-02510 S4853-01910 48530-2510 34802 48530-1910		○	83216
	FA1415 (FA15), FB1715 (FB15)	48500-1950		○	G63610
		48530-1910		○	83216

FB1817

98-04	FA, FB Models Trucks with:	S4850-01950 48500-1950 48500-2750 S4850-02750 66639		○	G63610
		S4853-02510 S4853-01910 48530-2510 34802 48530-1910		○	83216
	FE Models Trucks with:	S4850-01941 48500-1941		○	83141
98	All	48530-2510		○	83216
		FA1517, FA1817, FB1817		○	83216

FD16

86-87	Models with O.E.M. Number	48530-1880 485301880		○	83215
-------	---------------------------	-------------------------	--	---	------	------	-------	------

FD17

88-92	Models with O.E.M. Number	48530-1880 485301880		○	83215
-------	---------------------------	-------------------------	--	---	------	------	-------	------

FD2218

93-97	(FD5H), FE5H, FF5H	48500-1801		○	83216
		48530-1880		○	83215

FD2218LD

93-97	(FD5H), FE5H, FF5H	48530-1880 485301880		○	83215
-------	--------------------	-------------------------	--	---	------	------	-------	------

FD2218LP

93-97	Models with O.E.M. Number	48500-1801		○	83216
		48530-1880		○	83215





FE SERIES

98-04	Models Trucks with O.E.M. Number	485001941 S4850-01941 S485001941 48500-1941		○	83141
-------	----------------------------------	--	--	---	-------	------	------	------

FE16

86-87	All	48500-1801		○	83216
-------	-----	------------	--	---	-------	------	------	------

APPLICATION GUIDE

Year	Fitment Notes	OEM#					
				Fleetline	GasSLX		Fleetline

HINO

HINO

FE2620

98	All	48530-1880 485301880				<input type="radio"/>	83215		
----	-----	-------------------------	--	--	--	-----------------------	-------	--	--

FF SERIES

98	FF3320	48530-1880 485301880				<input type="radio"/>	83215		
----	--------	-------------------------	--	--	--	-----------------------	-------	--	--

FF3020

98-03	FF Models Trucks with O.E.M. Number	485001941 48500-1941	<input type="radio"/>	83141		<input type="radio"/>			
-------	-------------------------------------	-------------------------	-----------------------	-------	--	-----------------------	--	--	--

GC17

90-91	GC17	48500-1801	<input type="radio"/>	83216		<input type="radio"/>			
-------	------	------------	-----------------------	-------	--	-----------------------	--	--	--

GC20

92	GC20	48500-1801	<input type="radio"/>	83216		<input type="radio"/>			
----	------	------------	-----------------------	-------	--	-----------------------	--	--	--





L6

22-23	Models with Hendrickson Comfort Air (Single Axle - 19K)	48530E0100 48530-E0100 60670-014L 60670014L 48530-E0390 60670-031L 60670019L 60670029L 48530E0390 60670-019L 60670031L 60670-029L				<input type="radio"/>	83166		
	Models with O.E.M. Number	48500-E0420 48500E0420	<input type="radio"/>	83391		<input type="radio"/>			
21	Models with Hendrickson Comfort Air (Single Axle - 19K)	48530E0100 48530-E0100 60670-014L 60670014L 60670-031L 60670019L 60670029L 60670-019L 60670031L 60670-029L				<input type="radio"/>	83166		
	Models with O.E.M. Number	48500-E0420 48500E0420	<input type="radio"/>	83391		<input type="radio"/>			

L7

22-23	Models with Hendrickson Comfort Air (Single Axle - 21K & 23K)	60670-018 60670-030L 60670030 60670018L 60670-030 60670030L 48530E0290 48530-E0290 60670-018L 60670018				<input type="radio"/>	83166		
	Models with O.E.M. Number	48500-E0420 48500E0420	<input type="radio"/>	83391		<input type="radio"/>			
21	Models with Hendrickson Comfort Air (Single Axle - 21K & 23K)	60670-018 60670-030L 60670030 60670018L 60670-030 60670030L 48530E0290 48530-E0290 60670-018L 60670018				<input type="radio"/>	83166		
	Models with O.E.M. Number	48500-E0420 48500E0420	<input type="radio"/>	83391		<input type="radio"/>			



APPLICATION GUIDE

Year	Fitment Notes	OEM#					
			 Fleetline	GasSLX	 Fleetline	GasSLX	Cab Shock Specialty Shock



HINO

HINO



L8

21-23	Models with Hendrickson Comfort Air (Single Axle - 21K & 23K)	60670-018 60670-030L 60670030 60670018L 60670-030 60670030L 48530E0290 48530-E0290 60670-018L 60670018		83166			
-------	---	---	---	-------	---	--	--



SG SERIES

86	SG221 Tractor	48500-1941		83141			
----	---------------	------------	---	-------	---	--	--



SG19

86-91	SG19	48500-1941		83141			
-------	------	------------	---	-------	---	--	--



SG20

92	SG20	48500-1941		83141			
----	------	------------	---	-------	---	--	--



SG22

86	SG22 Straight Truck	48500-1941		83141			
----	---------------------	------------	---	-------	---	--	--



SG23



87-92	SG23 Straight Truck	48500-1941		83141			
-------	---------------------	------------	---	-------	---	--	--

SG231



89-92	SG231 Tractor	48500-1941		83141			
-------	---------------	------------	---	-------	---	--	--

SG3320



98-02	SG Models Trucks with O.E.M. Number	S4850-01941 48500-1941		83141			
-------	-------------------------------------	---------------------------	---	-------	---	--	--

93-97	SG3320 (SG4H)	48500-1941		83141			
-------	---------------	------------	---	-------	---	--	--



SG3323

93-97	SG3323 (SG1H) Straight Truck	48500-1941		83141			
-------	------------------------------	------------	---	-------	---	--	--



SG5523



93-96	SG5523 (SG1HD) Tractor	48500-1941		83141			
-------	------------------------	------------	---	-------	---	--	--

XL7

21-23	Models with Hendrickson Comfort Air (Single Axle - 21K & 23K)	60670-018 60670-030L 60670030 60670018L 60670-030 60670030L 48530E0290 48530-E0290 60670-018L 60670018		83166			
-------	---	---	---	-------	---	--	--

XL8

22-23	Models with Hendrickson Comfort Air (Single Axle - 21K & 23K)	60670-018 60670-030L 60670030 60670018L 60670-030 60670030L 48530E0290 48530-E0290 60670-018L 60670018		83166			
-------	---	---	---	-------	---	--	--

21	Models with Hendrickson Comfort Air (Single Axle - 21K & 23K)	60670-018 60670-030L 60670030 60670018L 60670-030 60670030L 48530E0290 48530-E0290 60670-018L 60670018		83166			
----	---	---	---	-------	---	--	--

APPLICATION GUIDE

Year	Fitment Notes	OEM#					
				Fleetline	GasSLX		Fleetline

HI NO

XL8 (cont)

HI NO

21	Models with Hendrickson Comfort Air (Tandem Axle - 46K)	60670-018 60670-030L 60670030 60670018L 60670-030 60670030L 48530E0290 48530-E0290 60670-018L 60670018		83166
----	---	---	------	------	--	-------	------	------

HOBBS TRAILER

VARIOUS

HOBBS TRAILER

	Models with O.E.M. Number	680117		85300	89419
--	---------------------------	--------	------	------	--	-------	-------	------

HOLIDAY RAMBLER

ADMIRAL

HOLIDAY RAMBLER

16-24	MotorHomes with Ford F53 Chassis with 16,000 lb GVW to 22,000 lb GVW	ASH-1229 ASH-1228 9U94-18045-AA ASH-1205 AT-620 ASH25823 ASH-1022 ASH1022 1C3418045JA ASH-25822 ASH1205 ASH-25823 ASH1228 ASH1229 AT620 1C34-18045-JA AT766 9U9Z18124A ASH294 1C3418045AA 1C34-18045-AA ASH-294 9U9418045AA 9U9Z-18124-A ASH25822 AT-766	83209	89414	
		9U9Z18125A ASH-1206 ASH137 AT-621 ASH-25824 ASH-1023 ASH25824 ASH-1230 9U9418080AA ASH1230 ASH1023 9U94-18080-AA 9U9Z-18125-A AT621 ASH1206 ASH-137		83122	89406
11-15	MotorHomes with Ford F53 Chassis with 16,000 lb GVW to 22,000 lb GVW	ASH-1229 ASH-1228 9U94-18045-AA ASH-1205 AT-620 ASH25823 ASH-1022 ASH1022 1C3418045JA ASH-25822 ASH1205 ASH-25823 ASH1228 ASH1229 AT620 1C34-18045-JA AT766 9U9Z18124A ASH294 1C3418045AA 1C34-18045-AA ASH-294 9U9418045AA 9U9Z-18124-A ASH25822 AT-766	83209	89414	

APPLICATION GUIDE

Year	Fitment Notes	OEM#					
				Fleetline	GasSLX		Fleetline

HOLIDAY RAMBLER

ADMIRAL (cont)

HOLIDAY RAMBLER

11-15	MotorHomes with Ford F53 Chassis with 16,000 lb GVW to 22,000 lb GVW	9U9Z18125A ASH-1206 ASH137 AT-621 ASH-25824 ASH-1023 ASH25824 ASH-1230 9U9418080AA ASH1230 ASH1023 9U94-18080-AA 9U9Z-18125-A AT621 ASH1206 ASH-137		83122	89406
07-10	MotorHomes with Ford F53 Chassis with 16,000 lb GVW to 22,000 lb GVW	ASH-1229 ASH-1228 9U94-18045-AA ASH-1205 AT-620 ASH25823 ASH-1022 ASH1022 1C3418045JA ASH-25822 ASH1205 ASH-25823 ASH1228 ASH1229 AT620 1C34-18045-JA AT766 9U9Z18124A ASH294 1C3418045AA 1C34-18045-AA ASH-294 9U9418045AA 9U9Z-18124-A ASH25822 AT-766	83209	89414	
		9U9Z18125A ASH-1206 ASH137 AT-621 ASH-25824 ASH-1023 ASH25824 ASH-1230 9U9418080AA ASH1230 ASH1023 9U94-18080-AA 9U9Z-18125-A AT621 ASH1206 ASH-137		83122	89406
02-06	MotorHomes with Ford F53 Chassis with 16,000 lb GVW to 22,000 lb GVW	ASH-1229 ASH-1228 9U94-18045-AA ASH-1205 AT-620 ASH25823 ASH-1022 ASH1022 1C3418045JA ASH-25822 ASH1205 ASH-25823 ASH1228 ASH1229 AT620 1C34-18045-JA AT766 9U9Z18124A ASH294 1C3418045AA 1C34-18045-AA ASH-294 9U9418045AA 9U9Z-18124-A ASH25822 AT-766	83209	89414	

APPLICATION GUIDE

Year	Fitment Notes	OEM#					
				Fleetline	GasSLX		Fleetline

HOLIDAY RAMBLER

ADMIRAL (cont)

HOLIDAY RAMBLER

02-06	MotorHomes with Ford F53 Chassis with 16,000 lb GVW to 22,000 lb GVW	9U9Z18125A ASH-1206 ASH137 AT-621 ASH-25824 ASH-1023 ASH25824 ASH-1230 9U9418080AA ASH1230 ASH1023 9U94-18080-AA 9U9Z-18125-A AT621 ASH1206 ASH-137	O	85010	83122	89406
00-01	Models with Workhorse W22 Chassis with 8.1L Gas V8	01809925	O	85010
	MotorHomes with Ford F53 Chassis with 16,000 lb GVW to 22,000 lb GVW	ASH-1229 ASH-1228 9U94-18045-AA ASH-1205 AT-620 ASH25823 ASH-1022 ASH1022 1C3418045JA ASH-25822 ASH1205 ASH-25823 ASH1228 ASH1229 AT620 1C34-18045-JA AT766 9U9Z18124A ASH294 1C3418045AA 1C34-18045-AA ASH-294 9U9418045AA 9U9Z-18124-A ASH25822 AT-766	O	83209	89414
		9U9Z18125A ASH-1206 ASH137 AT-621 ASH-25824 ASH-1023 ASH25824 ASH-1230 9U9418080AA ASH1230 ASH1023 9U94-18080-AA 9U9Z-18125-A AT621 ASH1206 ASH-137	O	83122	89406

ADMIRAL SE

02-06	MotorHomes with Ford F53 Chassis with 16,000 lb GVW to 22,000 lb GVW	ASH-1229 ASH-1228 9U94-18045-AA ASH-1205 AT-620 ASH25823 ASH-1022 ASH1022 1C3418045JA ASH-25822 ASH1205 ASH-25823 ASH1228 ASH1229 AT620 1C34-18045-JA AT766 9U9Z18124A ASH294 1C3418045AA 1C34-18045-AA ASH-294 9U9418045AA 9U9Z-18124-A ASH25822 AT-766	O	83209	89414
-------	--	---	---	-------	-------	------	------	------

APPLICATION GUIDE

Year	Fitment Notes	OEM#					
			Fleetline	GasSLX	Fleetline	GasSLX	Cab Shock Specialty Shock

HOLIDAY RAMBLER

ADMIRAL SE (cont)

HOLIDAY RAMBLER

02-06	MotorHomes with Ford F53 Chassis with 16,000 lb GVW to 22,000 lb GVW	9U9Z18125A ASH-1206 ASH137 AT-621 ASH-25824 ASH-1023 ASH25824 ASH-1230 9U9418080AA ASH1230 ASH1023 9U94-18080-AA 9U9Z-18125-A AT621 ASH1206 ASH-137		83122	89406
-------	--	--	------	------	--	-------	-------	------

ADMIRAL SVE

07	MotorHomes with Ford F53 Chassis with 16,000 lb GVW to 22,000 lb GVW	ASH-1229 ASH-1228 9U94-18045-AA ASH-1205 AT-620 ASH25823 ASH-1022 ASH1022 1C3418045JA ASH-25822 ASH1205 ASH-25823 ASH1228 ASH1229 AT620 1C34-18045-JA AT766 9U9Z18124A ASH294 1C3418045AA 1C34-18045-AA ASH-294 9U9418045AA 9U9Z-18124-A ASH25822 AT-766	83209	89414	
		9U9Z18125A ASH-1206 ASH137 AT-621 ASH-25824 ASH-1023 ASH25824 ASH-1230 9U9418080AA ASH1230 ASH1023 9U94-18080-AA 9U9Z-18125-A AT621 ASH1206 ASH-137	83122	89406	

ADMIRAL XE

16-18	MotorHomes with Ford F53 Chassis with 16,000 lb GVW to 22,000 lb GVW	ASH-1229 ASH-1228 9U94-18045-AA ASH-1205 AT-620 ASH25823 ASH-1022 ASH1022 1C3418045JA ASH-25822 ASH1205 ASH-25823 ASH1228 ASH1229 AT620 1C34-18045-JA AT766 9U9Z18124A ASH294 1C3418045AA 1C34-18045-AA ASH-294 9U9418045AA 9U9Z-18124-A ASH25822 AT-766	83209	89414	
-------	--	---	-------	-------	--	------	------	------

APPLICATION GUIDE

Year	Fitment Notes	OEM#					
				Fleetline	GasSLX		Fleetline

HOLIDAY RAMBLER

ADMIRAL XE (cont)

HOLIDAY RAMBLER

16-18	MotorHomes with Ford F53 Chassis with 16,000 lb GVW to 22,000 lb GVW	9U9Z18125A ASH-1206 ASH137 AT-621 ASH-25824 ASH-1023 ASH25824 ASH-1230 9U9418080AA ASH1230 ASH1023 9U94-18080-AA 9U9Z-18125-A AT621 ASH1206 ASH-137			O O	83122	89406
-------	--	--	------	--	--	--------	-------	-------	------

ALTERA

19	MotorHomes with Ford E450 Chassis	ASH1154 8C2418045DA 8C2Z-18124-D 8C2Z18124D 8C24-18045-DA ASH-1154 AT163G AT-163G	O	G63622				
		8C24-18080-DB 8C2Z18125D ASH-1136 8C2Z-18125-D AT164G 8C2418080DB ASH1136 AT-164G	O	G63623
18	MotorHomes with Ford E450 Chassis	ASH1154 8C2418045DA 8C2Z-18124-D 8C2Z18124D 8C24-18045-DA ASH-1154 AT163G AT-163G	O	G63622				
		8C24-18080-DB 8C2Z18125D ASH-1136 8C2Z-18125-D AT164G 8C2418080DB ASH1136 AT-164G	O	G63623

ATLANTIS

09-10	MotorHomes with Ford E450 Chassis	ASH1154 8C2418045DA 8C2Z-18124-D 8C2Z18124D 8C24-18045-DA ASH-1154 AT163G AT-163G	O	G63622				
		8C24-18080-DB 8C2Z18125D ASH-1136 8C2Z-18125-D AT164G 8C2418080DB ASH1136 AT-164G	O	G63623
08	MotorHomes with Ford E450 Chassis	ASH1154 8C2418045DA 8C2Z-18124-D 8C2Z18124D 8C24-18045-DA ASH-1154 AT163G AT-163G	O	G63622				
		8C24-18080-DB 8C2Z18125D ASH-1136 8C2Z-18125-D AT164G 8C2418080DB ASH1136 AT-164G	O	G63623

APPLICATION GUIDE

Year	Fitment Notes	OEM#					
				Fleetline	GasSLX		Fleetline

HOLIDAY RAMBLER

ATLANTIS (cont)





HOLIDAY RAMBLER

07	MotorHomes with Ford E450 Chassis	ASH1154 8C2418045DA 8C2Z-18124-D 8C2Z18124D 8C24-18045-DA ASH-1154 AT163G AT-163G	 	G63622
		8C24-18080-DB 8C2Z18125D ASH-1136 8C2Z-18125-D AT164G 8C2418080DB ASH1136 AT-164G	 	 	G63623
06	MotorHomes with Ford E450 Chassis	ASH1154 8C2418045DA 8C2Z-18124-D 8C2Z18124D 8C24-18045-DA ASH-1154 AT163G AT-163G	 	G63622	
		8C24-18080-DB 8C2Z18125D ASH-1136 8C2Z-18125-D AT164G 8C2418080DB ASH1136 AT-164G	 	 	G63623
02-05	MotorHomes with Ford E450 Chassis	ASH1154 8C2418045DA 8C2Z-18124-D 8C2Z18124D 8C24-18045-DA ASH-1154 AT163G AT-163G	 	G63622	
		8C24-18080-DB 8C2Z18125D ASH-1136 8C2Z-18125-D AT164G 8C2418080DB ASH1136 AT-164G	 	 	G63623
99-01	MotorHomes with Ford E450 Chassis	ASH1154 8C2418045DA 8C2Z-18124-D 8C2Z18124D 8C24-18045-DA ASH-1154 AT163G AT-163G	 	G63622	
		8C24-18080-DB 8C2Z18125D ASH-1136 8C2Z-18125-D AT164G 8C2418080DB ASH1136 AT-164G	 	 	G63623

AUGUSTA

19	MotorHomes with Ford E450 Chassis	ASH1154 8C2418045DA 8C2Z-18124-D 8C2Z18124D 8C24-18045-DA ASH-1154 AT163G AT-163G	 	G63622
		8C24-18080-DB 8C2Z18125D ASH-1136 8C2Z-18125-D AT164G 8C2418080DB ASH1136 AT-164G	 	 	G63623










APPLICATION GUIDE

Year	Fitment Notes	OEM#					
				Fleetline	GasSLX		Fleetline







HOLIDAY RAMBLER

AUGUSTA (cont)

HOLIDAY RAMBLER

15-16	MotorHomes with Ford E450 Chassis	ASH1154 8C2418045DA 8C2Z-18124-D 8C2Z18124D 8C24-18045-DA ASH-1154 AT163G AT-163G		G63622
		8C24-18080-DB 8C2Z18125D ASH-1136 8C2Z-18125-D AT164G 8C2418080DB ASH1136 AT-164G			G63623
11	MotorHomes with Ford E450 Chassis	ASH1154 8C2418045DA 8C2Z-18124-D 8C2Z18124D 8C24-18045-DA ASH-1154 AT163G AT-163G		G63622	
		8C24-18080-DB 8C2Z18125D ASH-1136 8C2Z-18125-D AT164G 8C2418080DB ASH1136 AT-164G			G63623
08-09	MotorHomes with Ford E450 Chassis	ASH1154 8C2418045DA 8C2Z-18124-D 8C2Z18124D 8C24-18045-DA ASH-1154 AT163G AT-163G		G63622	
		8C24-18080-DB 8C2Z18125D ASH-1136 8C2Z-18125-D AT164G 8C2418080DB ASH1136 AT-164G			G63623

AUGUSTA B+

12-13	MotorHomes with Ford E450 Chassis	ASH1154 8C2418045DA 8C2Z-18124-D 8C2Z18124D 8C24-18045-DA ASH-1154 AT163G AT-163G		G63622
		8C24-18080-DB 8C2Z18125D ASH-1136 8C2Z-18125-D AT164G 8C2418080DB ASH1136 AT-164G			G63623
10	MotorHomes with Ford E450 Chassis	ASH1154 8C2418045DA 8C2Z-18124-D 8C2Z18124D 8C24-18045-DA ASH-1154 AT163G AT-163G		G63622
		8C24-18080-DB 8C2Z18125D ASH-1136 8C2Z-18125-D AT164G 8C2418080DB ASH1136 AT-164G			G63623

APPLICATION GUIDE

Year	Fitment Notes	OEM#					
				Fleetline	GasSLX		Fleetline

HOLIDAY RAMBLER

AUGUSTA B+ (cont)

HOLIDAY RAMBLER

07	MotorHomes with Ford E450 Chassis	ASH1154 8C2418045DA 8C2Z-18124-D 8C2Z18124D 8C24-18045-DA ASH-1154 AT163G AT-163G	 	G63622
		8C24-18080-DB 8C2Z18125D ASH-1136 8C2Z-18125-D AT164G 8C2418080DB ASH1136 AT-164G	G63623

AUGUSTA LX

16	MotorHomes with Ford E450 Chassis	ASH1154 8C2418045DA 8C2Z-18124-D 8C2Z18124D 8C24-18045-DA ASH-1154 AT163G AT-163G	 	G63622
		8C24-18080-DB 8C2Z18125D ASH-1136 8C2Z-18125-D AT164G 8C2418080DB ASH1136 AT-164G	G63623

AUGUSTA SPORT

07-10	MotorHomes with Ford E350 Chassis	ASH1154 8C2418045DA 8C2Z-18124-D 8C2Z18124D 8C24-18045-DA ASH-1154 AT163G AT-163G	 	G63622
		8C24-18080-DB 8C2Z18125D ASH-1136 8C2Z-18125-D AT164G 8C2418080DB ASH1136 AT-164G	G63623

AUGUSTA TOURING SEDAN

07-09	MotorHomes with Ford E350 Chassis	ASH1154 8C2418045DA 8C2Z-18124-D 8C2Z18124D 8C24-18045-DA ASH-1154 AT163G AT-163G	 	G63622
		8C24-18080-DB 8C2Z18125D ASH-1136 8C2Z-18125-D AT164G 8C2418080DB ASH1136 AT-164G	G63623

CLASS A MOTORHOMES

98-11	Models with Workhorse W20 , W22, & W24 MotorHome Chassis with O.E.M. Number	24-153249 F4-BE5-B492-HO W0005662 W0006254 24153249 24-186629 F4-BE5-A832-MO F4BE5A832MO F4BE5F324HO F4-BE5-F324-HO 24186629 F4BE5B492HO	 	85125
-------	---	---	------	-------	------	------	------	------	------	------	------

APPLICATION GUIDE

Year	Fitment Notes	OEM#					
				Fleetline	GasSLX		Fleetline

HOLIDAY RAMBLER

CLASS A MOTORHOMES (cont)

HOLIDAY RAMBLER

11	Models with Workhorse W20 , W22, & W24 MotorHome Chassis with O.E.M. Number	W0005663 F4-BE5-F325-HO 24153256 24-153256						85124
04-10	Models with Workhorse W20 , W22, & W24 MotorHome Chassis with O.E.M. Number	W0005663 F4BE5F325HO F4-BE5-F325-HO 24153256 24-153256						85124
00-03	Models with Roadmaster Chassis RM4C or used on Ambassador	01809924	O	83144			
		01809923	O				85029
95-99	MotorHomes with Freightliner XC Chassis (22,000 to 26,000 lb GVW)	O	83160				85029

ENDEAVOR

16-24	MotorHomes with Ford F53 Chassis with 16,000 lb GVW to 22,000 lb GVW	ASH-1229 ASH-1228 9U94-18045-AA ASH-1205 AT-620 ASH25823 ASH-1022 ASH1022 1C3418045JA ASH-25822 ASH1205 ASH-25823 ASH1228 ASH1229 AT620 1C34-18045-JA AT766 9U9Z18124A ASH294 1C3418045AA 1C34-18045-AA ASH-294 9U9418045AA 9U9Z-18124-A ASH25822 AT-766		83209	89414					
			O							
		9U9Z18125A ASH-1206 ASH137 AT-621 ASH-25824 ASH-1023 ASH25824 ASH-1230 9U9418080AA ASH1230 ASH1023 9U94-18080-AA 9U9Z-18125-A AT621 ASH1206 ASH-137	O			83122	89406
15	MotorHomes with Ford F53 Chassis with 16,000 lb GVW to 22,000 lb GVW	ASH-1229 ASH-1228 9U94-18045-AA ASH-1205 AT-620 ASH25823 ASH-1022 ASH1022 1C3418045JA ASH-25822 ASH1205 ASH-25823 ASH1228 ASH1229 AT620 1C34-18045-JA AT766 9U9Z18124A ASH294 1C3418045AA 1C34-18045-AA ASH-294 9U9418045AA 9U9Z-18124-A ASH25822 AT-766	O	83209	89414		

APPLICATION GUIDE

Year	Fitment Notes	OEM#					
				Fleetline	GasSLX		Fleetline

HOLIDAY RAMBLER

HOLIDAY RAMBLER





ENDEAVOR (cont)

15	MotorHomes with Ford F53 Chassis with 16,000 lb GVW to 22,000 lb GVW	9U9Z18125A ASH-1206 ASH137 AT-621 ASH-25824 ASH-1023 ASH25824 ASH-1230 9U9418080AA ASH1230 ASH1023 9U94-18080-AA 9U9Z-18125-A AT621 ASH1206 ASH-137	83122	89406
00-14	MotorHomes with Ford F53 Chassis with 16,000 lb GVW to 22,000 lb GVW	ASH-1229 ASH-1228 9U94-18045-AA ASH-1205 AT-620 ASH25823 ASH-1022 ASH1022 1C3418045JA ASH-25822 ASH1205 ASH-25823 ASH1228 ASH1229 AT620 1C34-18045-JA AT766 9U9Z18124A ASH294 1C3418045AA 1C34-18045-AA ASH-294 9U9418045AA 9U9Z-18124-A ASH25822 AT-766	83209	89414
		9U9Z18125A ASH-1206 ASH137 AT-621 ASH-25824 ASH-1023 ASH25824 ASH-1230 9U9418080AA ASH1230 ASH1023 9U94-18080-AA 9U9Z-18125-A AT621 ASH1206 ASH-137	83122	89406
00-03	Models with Workhorse W22 Chassis with 8.1L Gas V8	01809925	85010

INVICTA

20-24	MotorHomes with Ford F53 Chassis with 24,000 lb GVW to 26,000 lb GVW	ASH1161 ASH25821 ASH-25821 ASH-1161	85006
20-23	MotorHomes with Ford F53 Chassis with 24,000 lb GVW to 26,000 lb GVW	ASH25820 ASH1162 ASH-25820 ASH-1162	85005	89430

APPLICATION GUIDE

Year	Fitment Notes	OEM#					
				Fleetline	GasSLX		Fleetline

HOLIDAY RAMBLER VACATIONER

HOLIDAY RAMBLER

11-24	MotorHomes with Ford F53 Chassis with 16,000 lb GVW to 22,000 lb GVW	ASH-1229 ASH-1228 9U94-18045-AA ASH-1205 AT-620 ASH25823 ASH-1022 ASH1022 1C3418045JA ASH-25822 ASH1205 ASH-25823 ASH1228 ASH1229 AT620 1C34-18045-JA AT766 9U9Z18124A ASH294 1C3418045AA 1C34-18045-AA ASH-294 9U9418045AA 9U9Z-18124-A ASH25822 AT-766	O O	83209	89414		
		9U9Z18125A ASH-1206 ASH137 AT-621 ASH-25824 ASH-1023 ASH25824 ASH-1230 9U9418080AA ASH1230 ASH1023 9U94-18080-AA 9U9Z-18125-A AT621 ASH1206 ASH-137	O O	83122	89406
		MotorHomes with Ford F53 Chassis with 24,000 lb GVW to 26,000 lb GVW	O O	85006
11-23	MotorHomes with Ford F53 Chassis with 24,000 lb GVW to 26,000 lb GVW	ASH25820 ASH1162 ASH-25820 ASH-1162	O O	85005	89430		
10	MotorHomes with Ford F53 Chassis with 16,000 lb GVW to 22,000 lb GVW	ASH-1229 ASH-1228 9U94-18045-AA ASH-1205 AT-620 ASH25823 ASH-1022 ASH1022 1C3418045JA ASH-25822 ASH1205 ASH-25823 ASH1228 ASH1229 AT620 1C34-18045-JA AT766 9U9Z18124A ASH294 1C3418045AA 1C34-18045-AA ASH-294 9U9418045AA 9U9Z-18124-A ASH25822 AT-766	O O	83209	89414		

APPLICATION GUIDE

Year	Fitment Notes	OEM#					
				Fleetline	GasSLX		Fleetline

HOLIDAY RAMBLER

VACATIONER (cont)

HOLIDAY RAMBLER

10	MotorHomes with Ford F53 Chassis with 16,000 lb GVW to 22,000 lb GVW	9U9Z18125A ASH-1206 ASH137 AT-621 ASH-25824 ASH-1023 ASH25824 ASH-1230 9U9418080AA ASH1230 ASH1023 9U94-18080-AA 9U9Z-18125-A AT621 ASH1206 ASH-137		83122	89406
09	MotorHomes with Ford F53 Chassis with 16,000 lb GVW to 22,000 lb GVW	ASH-1229 ASH-1228 9U94-18045-AA ASH-1205 AT-620 ASH25823 ASH-1022 ASH1022 1C3418045JA ASH-25822 ASH1205 ASH-25823 ASH1228 ASH1229 AT620 1C34-18045-JA AT766 9U9Z18124A ASH294 1C3418045AA 1C34-18045-AA ASH-294 9U9418045AA 9U9Z-18124-A ASH25822 AT-766		83209	89414
		9U9Z18125A ASH-1206 ASH137 AT-621 ASH-25824 ASH-1023 ASH25824 ASH-1230 9U9418080AA ASH1230 ASH1023 9U94-18080-AA 9U9Z-18125-A AT621 ASH1206 ASH-137		83122	89406
	MotorHomes with Ford F53 Chassis with 24,000 lb GVW to 26,000 lb GVW	ASH1161 ASH25821 ASH-25821 ASH-1161		85006
		ASH25820 ASH1162 ASH-25820 ASH-1162		85005	89430

APPLICATION GUIDE

Year	Fitment Notes	OEM#					
				Fleetline	GasSLX		Fleetline



HOLIDAY RAMBLER

VACATIONER (cont)

HOLIDAY RAMBLER

08	MotorHomes with Ford F53 Chassis with 16,000 lb GVW to 22,000 lb GVW	ASH-1229 ASH-1228 9U94-18045-AA ASH-1205 AT-620 ASH25823 ASH-1022 ASH1022 1C3418045JA ASH-25822 ASH1205 ASH-25823 ASH1228 ASH1229 AT620 1C34-18045-JA AT766 9U9Z18124A ASH294 1C3418045AA 1C34-18045-AA ASH-294 9U9418045AA 9U9Z-18124-A ASH25822 AT-766	O O	83209	89414
		9U9Z18125A ASH-1206 ASH137 AT-621 ASH-25824 ASH-1023 ASH25824 ASH-1230 9U9418080AA ASH1230 ASH1023 9U94-18080-AA 9U9Z-18125-A AT621 ASH1206 ASH-137	O O	83122	89406
00-07	MotorHomes with Ford F53 Chassis with 16,000 lb GVW to 22,000 lb GVW	ASH-1229 ASH-1228 9U94-18045-AA ASH-1205 AT-620 ASH25823 ASH-1022 ASH1022 1C3418045JA ASH-25822 ASH1205 ASH-25823 ASH1228 ASH1229 AT620 1C34-18045-JA AT766 9U9Z18124A ASH294 1C3418045AA 1C34-18045-AA ASH-294 9U9418045AA 9U9Z-18124-A ASH25822 AT-766	O O	83209	89414
		9U9Z18125A ASH-1206 ASH137 AT-621 ASH-25824 ASH-1023 ASH25824 ASH-1230 9U9418080AA ASH1230 ASH1023 9U94-18080-AA 9U9Z-18125-A AT621 ASH1206 ASH-137	O O	83122	89406
00-03	Models with Workhorse W22 Chassis with 8.1L Gas V8	01809925	O O	85010

APPLICATION GUIDE

Year	Fitment Notes	OEM#					
			Fleetline	GasSLX	Fleetline	GasSLX	Cab Shock Specialty Shock

HOLIDAY RAMBLER VARIOUS

HOLIDAY RAMBLER

	Models with Mor-Ryde Suspension	U0109007 U0109-007	○	G63183
	Models with Neway Trailer Air Suspension	90044794	○	83127

VESTA

17-18	MotorHomes with Ford E450 Chassis	ASH1154 8C2418045DA 8C2Z-18124-D 8C2Z18124D 8C24-18045-DA ASH-1154 AT163G AT-163G	○	G63622
		8C24-18080-DB 8C2Z18125D ASH-1136 8C2Z-18125-D AT164G 8C2418080DB ASH1136 AT-164G	○	G63623

HOLLAND-BINKLEY VARIOUS

HOLLAND-BINKLEY

	Air Plus Integrated Air Susp. with ProPar Parallel Spindle Axles	6898	○	83125
	Holland ProPar NT2 Air Suspension	680298	○	85321

HUTCHENS SUSPENSION

HUTCHENS SUSPENSION

	Models with O.E.M. Number	942300 9423-00	○	83203	89436
--	---------------------------	-------------------	------	------	---	-------	-------	------

IC CORPORATION AE SCHOOL BUS

IC CORPORATION

	AE Model School Buses with O.E.M. Number	3902993C1 3902993C2 3902993C3	○	83135
--	--	-------------------------------------	---	-------	------	------	------	------

BE SCHOOL BUS

08-15	School Buses with 7,000 lb Front Axles	3605735C1 3605735C2	○	83169
	School Buses with O.E.M. Number	3609400C1 3609400C2	○	83317



CE SCHOOL BUS

20-23	CE Model School Buses with 20,000 lb International IROS Air Suspension	6127713C2	○	85656
10-23	CE Model School Buses (71 Capacity) with 9,000 to 10,000 lb Front Suspension	6127088C1 OE13402S 3578105C2 3578105C1	○	83163
		3533356C3	○	83169
10-18	CE Model School Buses with 20,000 lb International IROS Air Suspension	3578858C2 6127713C1	○	85656
16-17	CE Model School Buses with 20,000 lb Rear Air Suspension	3601600C3	○	85082
10-13	CE Model School Buses with 22,000 lb Rear Spring Suspension	501906C91 501906C92 OE13424S	○	83317
06-09	CE Model School Buses (71 Capacity) with 9,000 to 10,000 lb Front Suspension	6127088C1 OE13402S 3578105C2 3578105C1	○	83163
		501906C91 501906C92 OE13424S	○	83317

RE SCHOOL BUS

	Low-Profile models with O.E.M. Number	1660846C92	○	83101
	RE Model School Buses with O.E.M. Number	2018987C1 501553C91 1675455C1	○	85003	89411

APPLICATION GUIDE

Year	Fitment Notes	OEM#					
			Fleetline	GasSLX	Fleetline	GasSLX	Cab Shock Specialty Shock

IC CORPORATION

IC CORPORATION

RE SCHOOL BUS (cont)

03-18	RE Model School Buses (Low Profile)	537524C91					83123	89405
	RE Model School Buses with 12,000 to 14,000 lb Front Axles	2200327C1		O	O	O	O	O	O
	RE Model School Buses with O.E.M number	3604282C1		O	O	O	O	O	O
	RE Model School Buses with O.E.M. Number	472412C91		O	O	O	O	O	O

INGERSALL MACHINE

INGERSALL MACHINE

VARIOUS

	700060-0 Axle Assy.	665472						665472	
	Models with O.E.M. Number	665904		O	O	O	O	O	O

INGERSOLL AXLES

INGERSOLL AXLES

	Ingersoll part number	65351103						85045
		653511-03		O	O	O	O	O	O
		653511-04		O	O	O	O	O	O
		65351102		O	O	O	O	O	O
		653511-02		O	O	O	O	O	O
	65351101		O	O	O	O	O	O	
	653511-01		O	O	O	O	O	O	

INTERNATIONAL

INTERNATIONAL

4000 SERIES

	4600, 4700, 4800, 4900 Models with Link Cab Suspension	2012769C2						83005	
		12011044		O	O	O	O	O	O
		1201-1044		O	O	O	O	O	O
	Cabover Tractors with 74", 84" or 88" cabs with Link Cabmate Model IHB-2P	12020032 1202-0032		O	O	O	O	O	O
	Conventional Tractors with Link Cabmate Model IHC43	1201-0012 12010012 12020012 1202-0012		O	O	O	O	O	O

4300

02-20	Models with 6,000 to 8,000 lb Front Suspension	3533356C1 3533356C2						83135
	Models with Hendrickson HAS - 230 or 460 Rear Air Suspension	60675-003 H60675-003 57905001 3514952C1 60675-003L 57905-001 60675003L 60675003 H60675003		O	O	O	O	O	O
	Models with O.E.M. Number	2509223C92 2509223C91 2509221C91		O	O	O	O	O	O
02-15	Models with 12,000 lb Front axle	3533357C1 3533357C2 3533357C3		O	O	O	O	O	O
02-13	Models with 22,000 lb Rear Spring Suspension	501906C91 501906C92 OE13424S		O	O	O	O	O	O
08-09	Models with 9,000 to 10,000 lb Front Suspension	6127088C1 3578105C2		O	O	O	O	O	O
	Models with International 40,000 lb Rear Air Suspension	3549099C2		O	O	O	O	O	O

4300LP

02-19	Models with O.E.M. Number	2509223C92 2509223C91 2509221C91						83054	
13	Models with O.E.M. Number	1660846C92		O	O	O	O	O	O

4400

02-20	Models with 6,000 to 8,000 lb Front Suspension	3533356C1 3533356C2						83135
-------	--	------------------------	--	--	--	--	--	-------	------

APPLICATION GUIDE

Year	Fitment Notes	OEM#					
			Fleetline	GasSLX	Fleetline	GasSLX	Cab Shock Specialty Shock

INTERNATIONAL

4400 (cont)

02-20	Models with Hendrickson HAS - 230 or 460 Rear Air Suspension	60675-003 H60675-003 57905001 3514952C1 60675-003L 57905-001 60675003L 60675003 H60675003	85976
	Models with O.E.M. Number	2509223C92 2509223C91 2509221C91	83054
02-15	Models with 12,000 lb Front axle	3533357C1 3533357C2 3533357C3	...	85957
02-13	Models with 22,000 lb Rear Spring Suspension	501906C91 501906C92 OE13424S	83317
08-09	Models with 9,000 to 10,000 lb Front Suspension	6127088C1 3578105C2	...	83163
	Models with International 40,000 lb Rear Air Suspension	3549099C2	85923	89458	...

INTERNATIONAL

4400LP

02-19	Models with O.E.M. Number	2509223C92 2509223C91 2509221C91	83054
-------	---------------------------	--	-----	-----	-----	-----	-----	-----	-------

5000 SERIES

96-16	Paystar - SFA Conventionals with Link Cabmate Model NP50 & NP50-A built after August of 1996	12011044 12021044 1201-1044 1202-1044	83025
94-16	Paystar - SBA Conventionals with Link Cabmate Model NP50 & NP50-A built after August of 1994	12011044 12021044 1201-1044 1202-1044	83025

5600I

99-14	Models with 16,000 lb to 20,000 lb Front axle	4070336C1 1667520C1	...	85058	89431
	Models with Hendrickson HN - 402 Rear Suspension	60680003 3515265C1 3515265C2 60680-003L 60680-003 H60680-003 H60680003 60680003L	83112	...

5900I

00-17	Models with 46,000 lb Hendrickson Rear Air Suspension	60657-003 60657003 60657003L H60657-003 3626571C1 H60657003 60657-003L	85072
	Models with Hendrickson HMX 400/460 Haulmax with 16.5" Saddle	H60680004 60680-004L 60680-004 60680004 60680004L	83143	...
00-12	Models with 16,000 lb to 20,000 lb Front axle	1667520C1	...	85058	89431
00-09	Models with 46,000 lb Neway Rear Air Suspension	2029200C91 90044626	83126	89430	...

7000 SERIES

	7300, 7400, 7500 & 7600 Models with Link Cabmate Suspensions with O.E.M. Number	1201-1049 12011043 1201-1043 12011049	83025
	7600 Model trucks with day cab or extended cabs with Link Cabmate Model IDC76	1201-9010 2509224C91 12019010	83053

7300

02-20	Models trucks with day cab or extended cabs with Link Cabmate Model IDC7345	12019008 1201-9008 2509223C91	83054
-------	---	-------------------------------------	-----	-----	-----	-----	-----	-----	-------

APPLICATION GUIDE

Year	Fitment Notes	OEM#					
				Fleetline	GasSLX		Fleetline

INTERNATIONAL

7300 (cont)

02-20	Models with Hendrickson HAS - 230 or 460 Rear Air Suspension	60675-003 H60675-003 57905001 3514952C1 60675-003L 57905-001 60675003L 60675003 H60675003			85976
	Models with Hendrickson HMX 400/460 Haulmax with 16.5" Saddle	H60680004 60680-004L 60680-004 60680004 60680004L			83143
02-16	Models with 12,000 lb Front axle	3576464C2 3533357C1 3576464C1 3533357C2 3533357C3		85957

INTERNATIONAL

7400

	6 X 6 Models with O.E.M Number	4164161C1		85929
02-20	Models trucks with day cab or extended cabs with Link Cabmate Model IDC7345	12019008 1201-9008 2509223C91		83054
	Models with Hendrickson HAS - 230 or 460 Rear Air Suspension	60675-003 H60675-003 57905001 3514952C1 60675-003L 57905-001 60675003L 60675003 H60675003			85976
	Models with Hendrickson HMX 400/460 Haulmax with 16.5" Saddle	H60680004 60680-004L 60680-004 60680004 60680004L			83143
	Models with O.E.M. Number	3885832C2 3885832C1		83135
02-16	Models with 12,000 lb Front axle	3576464C2 3533357C1 3576464C1 3533357C2 3533357C3		85957

7500

02-20	Models trucks with day cab or extended cabs with Link Cabmate Model IDC7345	12019008 1201-9008 2509223C91		83054
	Models with Hendrickson HAS - 230 or 460 Rear Air Suspension	60675-003 H60675-003 57905001 3514952C1 60675-003L 57905-001 60675003L 60675003 H60675003			85976
	Models with Hendrickson HMX 400/460 Haulmax with 16.5" Saddle	H60680004 60680-004L 60680-004 60680004 60680004L			83143
02-16	Models with 12,000 lb Front axle	3576464C2 3533357C1 3576464C1 3533357C2 3533357C3		85957

7600

18-19	All	60675-003 H60675-003 57905001 3514952C1 60675-003L 57905-001 60675003L 60675003 H60675003			85976
-------	-----	---	--	------	------	--	-------	------	------

APPLICATION GUIDE

Year	Fitment Notes	OEM#					
				Fleetline	GasSLX		Fleetline

INTERNATIONAL

7600 (cont)

09-17	Models with Hendrickson HAS - 230 or 460 Rear Air Suspension	60675-003 H60675-003 57905001 3514952C1 60675-003L 57905-001 60675003L 60675003 H60675003	85976
	Models with Hendrickson HMX 400/460 Haulmax with 16.5" Saddle	H60680004 60680-004L 60680-004 60680004 60680004L	83143
09-16	Models with 12,000 lb Front axle	3576464C2 3533357C1 3576464C1 3533357C2 3533357C3	85957
08	All	3576464C2 3533357C1 3576464C1 3533357C2 3533357C3	85957
		H60680004 60680-004L 60680-004 60680004 60680004L	83143
		60675-003 H60675-003 57905001 3514952C1 60675-003L 57905-001 60675003L 60675003 H60675003	85976
03-07	Models with 12,000 lb Front axle	3576464C2 3533357C1 3576464C1 3533357C2 3533357C3	85957
	Models with Hendrickson HAS - 230 or 460 Rear Air Suspension	60675-003 H60675-003 57905001 3514952C1 60675-003L 57905-001 60675003L 60675003 H60675003	85976
	Models with Hendrickson HMX 400/460 Haulmax with 16.5" Saddle	H60680004 60680-004L 60680-004 60680004 60680004L	83143

7700

05-07	Models with Hendrickson HAS - 230 or 460 Rear Air Suspension	60675-003 H60675-003 57905001 3514952C1 60675-003L 57905-001 60675003L 60675003 H60675003	85976
	Models with Hendrickson HMX 400/460 Haulmax with 16.5" Saddle	H60680004 60680-004L 60680-004 60680004 60680004L	83143

8000 SERIES

	8100, 8200, & 8300 Model Trucks with Link Cabmate with O.E.M. Number	1201-1213 12011213	83005
	8100, 8200, & 8300 Model Trucks with O.E.M. Number	2012769C1	83005
		2012768C1 2025790C1	83013
	8600 Model trucks with day cab or extended cabs with Link Cabmate Model IDC86	1201-9011 12019011	83053

APPLICATION GUIDE

Year	Fitment Notes	OEM#					
				Fleetline	GasSLX		Fleetline

INTERNATIONAL

8500

02-07	Model trucks with day cab or extended cabs with Link Cabmate Model IDC85	12019008 1201-9008 2509223C91	O	83054
	Models with 10,000 to 14,000 lb Front axle	3588209C1 3588209C2 3533357C1 3533357C2 3533357C3	O	85957	O
	Models with International 40,000 lb Rear Air Suspension	3549099C1 3549099C3 3549099C2	O	85923	89458	...

INTERNATIONAL

8500 TRANSTAR

08-11	Model trucks with day cab or extended cabs with Link Cabmate Model IDC85	12019008 1201-9008 2509223C91	O	83054
	Models with 10,000 to 14,000 lb Front axle	3588209C1 3588209C2 3533357C1 3533357C2 3533357C3	O	85957	O
08-09	Models Tractors with 36" Sleepers	1201-9011 2509222C91 12019011	O	83053
	Models with International 40,000 lb Rear Air Suspension	3549099C1 3549099C3 3549099C2	O	85923	89458	...

8600

03-07	Tractors with O.E.M. Number	12019008 1201-9008 2509223C91	O	83054
-------	-----------------------------	-------------------------------------	-----	-----	---	-----	-----	-------

8600 SBA

03-07	Models with O.E.M. Number	12019008 1201-9008 2509223C91	O	83054
-------	---------------------------	-------------------------------------	-----	-----	---	-----	-----	-------

8600 TRANSTAR

12-18	Models with O.E.M. Number	2595314C1 2600491C91	O	83062
08-18	Models with O.E.M. Number	12019008 1201-9008 2509223C91	O	83054
14-17	Models with O.E.M. Number	6127086C1	O	85637	O
08-11	Models with 10,000 to 14,000 lb Front axle	3588209C1 3588209C2 3533357C1 3533357C2 3533357C3	O	85957	O
08-09	Models Tractors with 36" Sleepers	1201-9011 2509222C91 12019011	O	83053
	Models with International 40,000 lb Rear Air Suspension	3549099C1 3549099C3 3549099C2	O	85923	89458	...

9000 SERIES

	9200 Models with O.E. Number	2023684C1	O	83015
	9300 & 9400 Conventional Tractors with Link Cabmate Model IHC93-A	12021043 2503529C1 1202-1043	O	83025
97-18	9100 & 9200 Models Conventionals with Link Cabmate Model ND92-A	12021043 1202-1043	O	83025
93-18	48" & 60" Bentz Sleepers on 9000 Models Conventional Tractors with Link Cabmate Model IHS4860	12011044 12021044 1201-1044 1202-1044	O	83025
04-09	Models With 51" Low-Roof Sleeper	12010154 2585145C1 1201-0154	O	83051
	Models with 72" High-Roof Sleeper	1201-0254 12010254 2589922C1	O	83051

APPLICATION GUIDE

Year	Fitment Notes	OEM#					
			Fleetline	GasSLX	Fleetline	GasSLX	Cab Shock/ Specialty Shock

INTERNATIONAL

INTERNATIONAL

9100I

	Models with Pro Sleepers	4164152C1	○	85924	89457
--	--------------------------	-----------	---	-------	-------	------	------	------

9200 SBA

00	Models with 12,000 lb Front Axle	6127705C1 3584535C3 3581107C1 3581107C3 3581107C2	○	85924	89457
----	----------------------------------	---	---	-------	-------	------	------	------

9200I

	Models with Pro Sleepers	4164152C1	○	85924	89457
--	--------------------------	-----------	---	-------	-------	------	------	------

9200I SBA

04-09	All models with 40,000 lb Rear Air Suspension	3586883C1	○	○	85931	89458
00-09	Models with 12,000 lb Front Axle	6127705C1 3584535C3 3581107C1 3581107C3 3581107C2	○	85924	89457

9300

00	Models with 12,000 lb Front Axle	3584535C3 3581107C1 3581107C3 3581107C2	○	85924	89457
----	----------------------------------	--	---	-------	-------	------	------	------

9400

00	Models with 12,000 lb Front Axle	3584535C3 3581107C1 3581107C3 3581107C2	○	85924	89457
----	----------------------------------	--	---	-------	-------	------	------	------

9400I

	Models with Pro Sleepers	4164152C1	○	85924	89457
--	--------------------------	-----------	---	-------	-------	------	------	------

9400I SBA

04-09	All models with 40,000 lb Rear Air Suspension	3586883C1	○	○	85931	89458
00-09	Models with 12,000 lb Front Axle	3584535C3 3581107C1 3581107C3 3581107C2	○	85924	89457

9700

89-96	Cabovers with 89" & 110" cabs with Link Cabmate Model NAV9876	12020054 1202-0054	○	○	83021
	Models with 89" or 110" cabs with Link Cabmate Models IH9789 or IH97110	12020032 1202-0032	○	○	83016

9800 SBA

96-99	Cabovers with 89" & 110" cabs with Link Cabmate Model NAV9876	12020054 1202-0054	○	○	83021
-------	---	-----------------------	---	------	------	---	------	------	-------

9900I

13-18	Models with 12,000 lb Front axle	3810581C3 3810581C4	○	85995
00-18	Models with Hendrickson HAS - 230 or 460 Rear Air Suspension	60675-003 H60675-003 57905001 3514952C1 60675-003L 57905-001 60675003L 60675003 H60675003	○	○	85976
14-16	Models with Sleeper Cab and 14,000 to 16,000 lb Taperleaf Front Spring Suspension	3977759C2	○	85639
04-09	All models with 40,000 lb Rear Air Suspension	3586883C1	○	○	85931	89458
	Models with 12,000 lb Front Axle	3584535C3	○	85924	89457

APPLICATION GUIDE

Year	Fitment Notes	OEM#					
				Fleetline	GasSLX		Fleetline

INTERNATIONAL

CARGOSTAR (cont)

	CO-1600, CO-1610A & B, CO-1630A & B, CO-1700, CO-1710A & B, CO-1730A & B, CO-1750, CO-1750A & B, CO-1800, CO-1810A & B, CO-1830A & B, CO-1850, and CO-1850A & B	467983C91 360444C91 308646C91 453564C91			85012	89413
	CO-1610A & B, CO-1630A & B, CO-1710A & B, CO-1730A & B, CO-1750A & B, CO-1810A & B, CO-1830A & B, COF-1810A & B - Exc. with 9000, 10800, or 12000 lb Front Axle	453572C91	 	83309
	CO-1610A & B, CO-1630A & B, CO-1710A & B, CO-1730A & B, CO-1750A & B, CO-1810A & B, CO-1830A & B, COF-1810A & B - With 9000, 10800, or 12000 lb Front Axle	873619C93 873619C92	 	83314
	CO-190, VCO-190, CO-200, DCO-200, VCO-200, CO-220, VCO-220 With Air Ride Suspension After Chassis No G-387453	350425C1 462557C91		 	85300	89419
	CO-190, VCO-190, CO-200, DCO-200, VCO-200, CO-220, VCO-220 With Air Ride Suspension before Chassis No G-387453	350426C91		 	85734
	CO-190, COF-190, CO-1950, COF-1950 & COT-1950, VCO-190, VCOF-190 & CO-200, DCO-200, VCO-200 & CO-220, VCO-220 & VCO-190 (4 man cab)	204994R91	 	83225
	CO-190, COF-190, VCO-190, VCOF-190 & CO-200, DCO-200, VCO-200 & CO-220, VCO-220 & VCO-190 (4 man cab)	467372C91 467371C91 453569C91 308648C91 452566C91 453562C91 210534R92 453565C91 288921R92 288920C91 453561C91	 	83225
	CO-1910A & B, CO-1950A & B, COF-1910A & B, COF-1950A & B	453572C91	 	83309
		873619C92	 	83314
	CO-1950, COF-1950 & COT-1950	467372C91 467371C91 453569C91 308648C91 453565C91 288921C91 288920C91 453561C91 453566C91	 	83225
	CO-1950 with Air Ride Suspension After Chassis No. G-387453	350425C1 462557C91		 	85300	89419
	CO-1950 with Air Ride Suspension Before Chassis No. G-387453	350426C1		 	85734

INTERNATIONAL

CE SERIES SCHOOL BUS

13-18	CE Model School Buses with 6,000 to 8,000 lb Front Axles	6127688C1	 	83169
10-18	CE Model School Buses with 20,000 lb International IROS Air Suspension	3578858C2 6127713C1		 	85656
05-13	CE Model School Buses with 22,000 lb Rear Spring Suspension	501906C92 OE13424S		 	83317

CO-TRANSTAR AND TRANSTAR II

	7070B, F-7070B, CO-7070B & COF-7070B Models	477132C1 426744R91 426744R92 453576C91 453576C92	 	85303	89422	
	CO-4010, COF-4010, COT-4010, COT-4010D, CO-4050, COF-4050, COT-4050, CO-4040A & B, CO-4070D, COF-4070B, COF-4070D, COT-4070D, COF-4077, COF-4077A, COF-4080D, CO-4090A, COF-4090A	477132C1 426744R91 426744R92 453576C91 453576C92	 	85303	89422	
	CO-4070A, COF-4070A, COF-4090A with Rear Suspension	462557C91		 	85300	89419

CO9670

81-88	Cabovers with 89" & 110" cabs with Link Cabmate Model NAV9876	12020054 1202-0054		83021
	Models with 89" or 110" cabs with Link Cabmate Models IH967-A or IH97110	12020032 1202-0032		83016

COF9670

81-88	Models with 89" or 110" cabs with Link Cabmate Models IH967-A or IH97110	12020032 1202-0032		83016
-------	--	-----------------------	--	------	------	------	------	------	-------

APPLICATION GUIDE

Year	Fitment Notes	OEM#					
				Fleetline	GasSLX		Fleetline

INTERNATIONAL

CV515

19-23	Models with 11K, 13.5K or 15.5K VARI-RATE Rear Suspension	4208946C1 4206863C1					83398
	Models with 4 x 4 Rear	4109458C2					83243
	Models with IROS Rear	4214011C2					85670
	Models with Taperleaf Front	4109582C1 4089293C1 4109583C1 4207304C1			83397	

INTERNATIONAL

CXT SERIES

	CXT Models with 9,000 to 10,000 lb Front Suspension	3606770C2 3606770C1		83163
--	---	------------------------	--	-------	------	--	------	------	------

DURASTAR

16-20	Models with 10,500 or 13,500 lb Vari-Rate Rear Spring Suspension	6127087C1 3586902C2 3586902C3					83364
	Models with 11,000 lb to 14,000 lb Front axle	6127714C1			85928	
15-20	Models with 6,000 to 8,000 lb Front Suspension	6127688C1 3533356C3					83169
	Models with Hendrickson HAS - 230 or 460 Rear Air Suspension	60675-003 H60675-003 57905001 3514952C1 60675-003L 57905-001 60675003L 60675003 H60675003					85976
	Models with O.E.M. Number	2509223C92 2509223C91 2509221C91					83054
16-19	Models with 20,000 lb International IROS Air Suspension	6127713C1					85656
15-19	Models with 9,000 to 10,000 lb Front Suspension	6127088C1 OE13402S 3578105C2 3578105C1			83163	
16-17	Models with Vari-Rate Rear Spring Suspension	6127700C1					83395
15	Models with 12,000 lb Front axle	3533357C1 3533357C2 3533357C3			85957	
13	Models with 12,000 lb Front axle	3533357C1 3533357C2 3533357C3			85957	
	Models with 22,000 lb Rear Spring Suspension	501906C91 501906C92 OE13424S					83317
	Models with 6,000 to 8,000 lb Front Suspension	6127688C1 3533356C3					83169
	Models with 9,000 to 10,000 lb Front Suspension	6127088C1 OE13402S 3578105C2 3578105C1					83163
	Models with Hendrickson HAS - 230 or 460 Rear Air Suspension	60675-003 H60675-003 57905001 3514952C1 60675-003L 57905-001 60675003L 60675003 H60675003					85976
	Models with O.E.M. Number	2509223C92 2509223C91 2509221C91					83054

DURASTAR - 1000 SERIES

1300 Models	56110T8129 66400 56110-T8123 56110-T8129 56110T8123			G63432
-------------	---	--	--	--------	------	--	------	------	------

DURASTAR - 4300, 4400 SERIES

	Models with 20,000 lb International IROS Air Suspension	3578858C1 3578858C2					85656
--	---	------------------------	--	--	--	--	-------	------	------

APPLICATION GUIDE

Year	Fitment Notes	OEM#					
			Fleetline	GasSLX	Fleetline	GasSLX	Cab Shock Specialty Shock

INTERNATIONAL

DURASTAR - 4300, 4400 SERIES (cont)

	Models with International IROS Air Suspension	3553628C1 3553628C2 3553628C3 3553628C4		85927
	Models with O.E.M. Number	6127690C1		85923	89458
16-20	Models with 11,000 lb to 14,000 lb Front axle	6127714C1		85928
16-19	Models with 20,000 lb International IROS Air Suspension	6127713C1		85656
13-18	Models with 6,000 to 8,000 lb Front Suspension	6127688C1 3533356C3		83169
10-15	Models with 12,000 lb Front axle	3533357C1 3533357C2 3533357C3		85957
10-12	Models with 6,000 to 8,000 lb Front Suspension	3533356C1 3533356C2		83135
	School Bus models with 6,000 to 8,000 lb Front Suspension	3533356C1 3533356C2		83135
10-11	Models with 40,000 lb Rear Air Suspension	3549099C2		85923	89458

INTERNATIONAL

EMV607

23	Models with 12,000 lb Parabolic Taper Leaf Springs	6127714C1		85928
----	--	-----------	--	-------	------	------	------	------

F & S SERIES

	1600, 1700, 1800, 1900, 2100 Models	453576C92		85303	89422
		3000070C91		83456	89447
	1600, 1700, 1800, 1900, 2100 Models with International Air Suspension	1690035C1 2018987C1 2018987C2 501553C91 1675455C1			85003	89411
	1600, 1700, 1800, 1900, 2100 Models with Neway ARD-234 Air Suspension	537524C91			83123	89405
	1624, 1654, 1724, 1754, 1824, 1854, 1924, F1924, 1925, 1954, F1954, 1955, 2124, 2125, F2125, 2154, 2155 Models Exc. with Rear Axle Codes 14029, 14030, 14187	501905C91			83301
		501906C91			83317
	1624, 1654, 1724, 1754, 1824, 1854, 1924, F1924, 1925, 1954, F1954, 1955, 2124, 2125, F2125, 2154, 2155 Models with 5000, 6000 or 7500 lb Front Axle	472367C91		83318
	1624, 1654, 1724, 1754, 1824, 1854, 1924, F1924, 1925, 1954, F1954, 1955, 2124, 2125, F2125, 2154, 2155 Models with Rear Axle Codes 14029, 14030, 14187	501905C91			83301
	1624, 1654, 1724, 1754, 1824, 1854, 1924, F1924, 1925, 1954, F1954, 1955, 2124, 2125, F2125, 2154, 2155, 2275, F2275, 2524, F2524, 2554, F2554, 2574, F2574, 2575, F2575, F2624, F2654, F2674 Models with 9000, 10800 or 12000 lb Front Axle	472412C91 472411C91 586724C91		83456	89447
		472414C91 472367C91		83318
	2275, F2275, 2524, F2524, 2554, F2554, 2574, F2574, 2575, F2575, F2624, F2654, F2674 Models with International Corporate Air Suspension	1690035C1 2018987C1 2018987C2 501553C91 1675455C1			85003	89411
	2275, F2275, 2524, F2524, 2554, F2554, 2574, F2574, 2575, F2575, F2624, F2654, F2674 Models with Neway ARD-125/244 Air Suspension	790335C91			83209	89414
	2275, F2275, 2524, F2524, 2554, F2554, 2574, F2574, 2575, F2575, F2624, F2654, F2674 Models with Neway ARD-234 Air Suspension	537524C91			83123	89405
	2275, F2275, 2524, F2524, 2554, F2554, 2574, F2574, 2575, F2575, F2624, F2654, F2674 Models with Ridwell Rear Suspension	534464C1			85734

FIRETRUCK

	CO-8190	467371C91 204994R91 308648C91 453565C91 453561C91		83225
	Models with O.E.M. Number	210919R91			85307

APPLICATION GUIDE

Year	Fitment Notes	OEM#					
				Fleetline	GasSLX		Fleetline

INTERNATIONAL

FLEETSTAR - CONVENTIONAL

	1900, F-1900, T-1900, 1950, F-1950, T-1950, 2000, 2000D, F-2000D & T-2000D Models	453568C91 467372C91 210535R91	O O	83225
	1910A, F-1910A, 2010A, F-2010A, 2050A, F-2050A, 2070A, F-2070A, 2110A & 2150A Models	467984C91 308650C92 206621R92 453570C91	O O	83216
	2000D, 2010A, 2050A, 2070A, 2110A, 2150A with Air Ride Suspension After Chassis No G-387453	350425C1 462557C91		O O	85300	89419
	2000D, 2010A, 2050A, 2070A, 2110A, 2150A with Air Ride Suspension Before Chassis No G-387453	350426C1		O O	85734
	F-2010A, F-2050A, F-2000D with Air Ride Suspension	350425C1 462557C91		O O	85300	89419
	R-185, R-190, RD-190, R-200, RD-200, RF-200, RDF-200, R-220, RD-220, R210 & RF-210	453568C91 467372C91 467371C91 210536R91 453562C91 210533R91 210534R92 210538R91 210537R91 210535R91	O O	83225

INTERNATIONAL

HV607

19-23	Models with 11,000 lb to 14,000 lb Taper-leaf Springs	6127714C1	O O	85928
	Models with Hendrickson Primaax 230/460 Air Suspension with 9" Ride Height	60657-003 60657003 60657003L 3626571C2 H60657003 60657-003L	O O	O O	85072
	Models with O.E.M. Number	12019008 1201-9008 2509223C92 2509223C91		O O	83054
19-22	Models with Hendrickson HMX 400/460 Haulmax with 16.5" Saddle	60680-004L 60680-004 60680004 60680004L		O I	83143
	Models with Hendrickson HMX 400/460 Haulmax with 17.5" & 18.5" Saddle	60680-005L 60680005L 60680005 HDR60680-005 HDR60680005 60680-005		O I	83142
19-21	Models with 18,000 to 20,000 lb (Set Forward) Front Axle	3868265C1	O O	85995
19-20	Models with 16,000 lb to 23,000 lb Parabolic Taperleaf Springs	3576464C2	O O	85957

HV613

19-23	Models with Hendrickson Primaax 230/460 Air Suspension with 9" Ride Height	60657-003 60657003 60657003L 3626571C2 H60657003 60657-003L	O O		85072
19-22	Models with Hendrickson HMX 400/460 Haulmax with 16.5" Saddle	60680-004L 60680-004 60680004 60680004L		O I	83143
	Models with Hendrickson HMX 400/460 Haulmax with 17.5" & 18.5" Saddle	60680-005L 60680005L 60680005 HDR60680-005 HDR60680005 60680-005		O I	83142
19-21	Models with 18,000 to 20,000 lb (Set Forward) Front Axle	3868265C1	O O	85995
19-20	Models with 16,000 lb to 23,000 lb Parabolic Taperleaf Springs	3576464C2	O O	85957

HX515

17-22	Models with Hendrickson HAS - 230 or 460 Rear Air Suspension	60675-003 H60675-003 3514952C1 60675-003L 60675003L 60675003 H60675003	O O		85976
-------	--	--	--------	------	------	--	-------	------	------

APPLICATION GUIDE

Year	Fitment Notes	OEM#					
			Fleetline	GasSLX	Fleetline	GasSLX	Cab Shock\ Specialty Shock

INTERNATIONAL

HX515 (cont)

17-22	Models with Hendrickson HMX 400/460 Haulmax with 16.5" Saddle	H60680004 60680-004L 60680-004 60680004 60680004L	O	83143
	Models with Hendrickson HMX 400/460 Haulmax with 17.5" & 18.5" Saddle	60680-005L 60680005L 60680005 HDR60680-005 HDR60680005 60680-005	O	83142
	Models with Hendrickson Primaax 230/460 Air Suspension with 9" Ride Height	60657-003 60657003 60657003L H60657003 60657-003L	OO	85072
	Models with Hendrickson Primaax 520 Rear Air Suspension (10" Ride Height-Drum Brakes only)	60665013 60665-013 H60665013	OO	85965

INTERNATIONAL

HX520

18-23	Day Cab Models with O.E.M. Number	4060267C4	OO	83909
	Models with 12,000 lb to 14,000 lb Parabolic Taperleaf Front Suspension	6119473C2 4164155C1	OO	85058	89431	O
	Models with Hendrickson HAS - 230 or 460 Rear Air Suspension	60675-003 H60675-003 3514952C1 60675-003L 60675003L 60675003 H60675003	OO	85976
	Models with Hendrickson Primaax 230/460 Air Suspension with 9" Ride Height	60657-003 60657003 60657003L H60657003 60657-003L	OO	85072
18-22	Models with Hendrickson HMX 400/460 Haulmax with 16.5" Saddle	H60680004 60680-004L 60680-004 60680004 60680004L	O	83143
	Models with Hendrickson HMX 400/460 Haulmax with 17.5" & 18.5" Saddle	60680-005L 60680005L 60680005 HDR60680-005 HDR60680005 60680-005	O	83142
	Models with Hendrickson Primaax 520 Rear Air Suspension (10" Ride Height-Drum Brakes only)	60665013 60665-013 H60665013	OO	85965
18-20	Sleeper Cab Models with O.E.M. Number	4055574C2	OO	83907

HX615

17-22	Models with Hendrickson HAS - 230 or 460 Rear Air Suspension	60675-003 H60675-003 3514952C1 60675-003L 60675003L 60675003 H60675003	OO	85976
	Models with Hendrickson HMX 400/460 Haulmax with 16.5" Saddle	H60680004 60680-004L 60680-004 60680004 60680004L	O	83143
	Models with Hendrickson HMX 400/460 Haulmax with 17.5" & 18.5" Saddle	60680-005L 60680005L 60680005 HDR60680-005 HDR60680005 60680-005	O	83142
	Models with Hendrickson Primaax 230/460 Air Suspension with 9" Ride Height	60657-003 60657003 60657003L H60657003 60657-003L	OO	85072
	Models with Hendrickson Primaax 520 Rear Air Suspension (10" Ride Height-Drum Brakes only)	60665013 60665-013 H60665013	OO	85965

APPLICATION GUIDE

Year	Fitment Notes	OEM#					
				Fleetline	GasSLX		Fleetline

INTERNATIONAL

HX620

17-23	Day Cab Models with O.E.M. Number	4060267C4	OO	83909
	Models with Hendrickson Primaax 230/460 Air Suspension with 9" Ride Height	60657-003 60657003 60657003L H60657003 60657-003L	OO	85072
17-22	Models with Hendrickson HAS - 230 or 460 Rear Air Suspension	60675-003 H60675-003 3514952C1 60675-003L 60675003L 60675003 H60675003	OO	85976
	Models with Hendrickson HMX 400/460 Haulmax with 16.5" Saddle	H60680004 60680-004L 60680-004 60680004 60680004L	OO	83143
	Models with Hendrickson HMX 400/460 Haulmax with 17.5" & 18.5" Saddle	60680-005L 60680005L 60680005 HDR60680-005 HDR60680005 60680-005	OO	83142
	Models with Hendrickson Primaax 520 Rear Air Suspension (10" Ride Height-Drum Brakes only)	60665013 60665-013 H60665013	OO	85965
17-20	Sleeper Cab Models with O.E.M. Number	4055574C2	OO	83907

INTERNATIONAL

LOADSTAR - CONVENTIONAL

	1600, 1600 (4x4), 1610, 1610 (4x4), 1610FC, 1700, 1700 (4x4), 1710, 1710 (4x4), F-1700, 1750, 1800, 1810, F-1800, F-1800-D, 1850, F-1850, 1890 & 1890-D with 9000, 10800 or 12000 lb Front Axle	471201C91 467983C91 360444C91 329316C92 453564C91	OO	85012	89413	OO
	1600, 1600 (4x4), 1610, 1610 (4x4), 1610FC, 1700, 1700 (4x4), 1710, 1710 (4x4), F-1700, 1750, 1800, 1810, F-1800, F-1800-D, 1850, F-1850, 1890 & 1890-D with Axle Codes 02089, 02091	453567C91 206620R91 308649C91	OO	83216	OO
	1600, 1600 (4x4), 1610, 1610 (4x4), 1700, 1700 (4x4), 1710, 1710 (4x4), 1750, 1800, 1810, 1850, 1890 & 1890-D Models	453567C91 467984C91 308650C92 206621R91 206620R91 453570C91 308649C91	OO	OO	83216
		471203C91 474002C91 453575C91 873622C91 383379C91	OO	OO	83308
		467983C91 360444C91 329316C92 453564C91	OO	OO	85012	89413
	1600, 1600 (4x4), 1610, 1610 (4x4), 1700, 1700 (4x4), 1710, 1710 (4x4), F-1700, 1750, 1800, 1810, F-1800, F-1800-D, 1850, F-1850, 1890 & 1890-D Exc. Axle Codes 02054, 02057, 02059, 02089, 02091, 02098, 02101, 02109, 02139, 02208, 02218, 02228, 02309, 0232	453556C91 874695R92 874695R91 467985C91 308668C92	OO	85012	89413	OO
	1600, 1610FC, 1700, 1700 (4x4), 1800, 1890, 1890D Models	462753C91 384435C91 453571C91	OO	OO	83216
	1700, 1750, 1800, 1850 Models with Air Ride Suspension	462557C91	OO	OO	85300	89419
M1600, M1700, M1800, M1900, M2100 Models	453576C92	OO	85303	89422	OO	

LONESTAR

17-23	Models with International 40,000 lb Rear Air Suspension (52" Spacing- Heavy Duty Rear)	4069435C1	OO	85642
	Sleeper Cab Models with O.E.M. Number	4055574C2	OO	83907

APPLICATION GUIDE

Year	Fitment Notes	OEM#					
			Fleetline	GasSLX	Fleetline	GasSLX	Cab Shock Specialty Shock

INTERNATIONAL

LONESTAR (cont)

09-22	Models with Hendrickson HAS - 230 or 460 Rear Air Suspension	60675-003 H60675-003 57905001 3514952C1 60675-003L 57905-001 60675003L 60675003 H60675003	85976
	Models with O.E.M. Number	2595314C1 2600491C91	83062
13-20	Models with O.E.M. Number	3810581C3 3810581C4	85995
09-20	Sleeper Cab models with 14,000 lb Parabolic Taperleaf Front Spring	3813340C2 3813340C1 3813340C4 3813340C3	85964
17-19	Models with O.E.M. Number	4069434C1 4069426C1	85642
09-18	Models with 12,350 lb Front Mono Leaf Spring Suspension	3813341C1 3813341C4 3813341C3 3813341C2	85963
12-16	Models with International 40,000 lb Rear Air Suspension (52" Spacing- Heavy Duty Rear)	3688614C1 3688616C1	85923	89458	...
09-15	All models with 40,000 lb Rear Air Suspension	3620395C1	85931	89458	...

INTERNATIONAL

LONESTAR - SERIES

	Day Cab Models with O.E.M. Number	3688615C1	85931	89458	...
--	-----------------------------------	-----------	-----	-----	-------	-------	-----

LT

20	DayCab Models with O.E.M. Number	2595314C1	83062
	LT-625 Models with 12,000 lb - 13,200 lb Mono-Leaf Spring Suspension	4050443C2	85994
	Models with Hendrickson HTB 400LT Rear Air Suspension	60657-010 60657010 H60657-010 3684524C1 H60657010	85102
	Sleeper Cab Models with O.E.M. Number	4055574C2	83907

LT625

17-24	LT-625 Models with 12,000 lb - 13,200 lb Mono-Leaf Spring Suspension	4050443C2	85994
	Models with International 40,000 lb Rear Air Suspension (52" Spacing- Heavy Duty Rear)	6127666C1	85642
	Sleeper Cab Models with O.E.M. Number	4055574C2	83907
17-23	DayCab Models with O.E.M. Number	2595314C1	83062
	LT-625 Models with 12,000 - 14,000 lb Taperleaf Spring Suspension	4050444C2	85994
	Models with Hendrickson HTB 400LT Rear Air Suspension	60657-010 60657010 H60657-010 3684524C1 H60657010	85102

METRO & MULTI-SHOP SERIES

	M1600, M1700, M1800, M1900, M2100 Models - Exc. with Rear Axle Codes 14029, 14030, 14187	501905C91	83301
		501906C91	83317
	M1600, M1700, M1800, M1900, M2100 Models with 5000, 6000 or 7500 lb Front Axle	472367C91	83318
	M1600, M1700, M1800, M1900, M2100 Models with 9000, 10800 or 12000 Front Axle	472412C91 472411C91 586724C91	83456	89447
	M1600, MC1600, M1700 & MC1700	453556C91 874695R91 874696R91 308669C91 308668C91	85012	89413
	MA1200, M1400, M1500, MA1500	453556C91 308669C91	85012	89413	...

APPLICATION GUIDE

Year	Fitment Notes	OEM#					
				Fleetline	GasSLX		Fleetline

INTERNATIONAL

METRO & MULTI-SHOP SERIES (cont)

73-75	Multi-Stop Models MS-1210 & 1510		G63306	
66-72	Metro Models M1200 - Exc. Frame Code 01000.0962	 	G63299	
	Metro Models M1200 with 14016 Reg. Rear Springs & with 14020 Rear Axle Code	 	G63306	
	Metro Models M1200 with Axle Code 0208 & Frame Code 01000.0962	 	G63306	
	Metro Models M1200 with Code 03204 Aux. Springs		G63299
	Metro Models M700, 800, 900-U, 1000, 1100,			G63306

INTERNATIONAL

MV

20	Models with 20,000 lb International IROS Air Suspension	6127713C2		 	85656
	Models with 9,000 to 10,000 lb Front Suspension	6127088C1	 	83163
	Models with Hendrickson HAS - 230 or 460 Rear Air Suspension	60675-003 H60675-003 3514952C1 60675-003L 60675003L 60675003 H60675003			 	85976

MV SERIES

19-22	MV607 Models with 11,000 lb to 14,000 lb Front axle	6127714C1	 	85928
19	MV607 Models with 20,000 lb International IROS Air Suspension	6127713C1			85656
	MV607 Models with 40,000 lb Rear Air Suspension	3549099C3		 	85923	89458
	MV607 Models with 8,000 lb Front Suspension	3533356C3	 	83169

MV607

20-22	Models with 20,000 lb International IROS Air Suspension	6127713C2		 	85656
19-22	Models with 9,000 to 10,000 lb Front Suspension	6127088C1	 	83163
	Models with Hendrickson HAS - 230 or 460 Rear Air Suspension	60675-003 H60675-003 3514952C1 60675-003L 60675003L 60675003 H60675003		 	85976

PAYSTAR

	Models with 12,000 to 14,000 Front Axle	4164155C1	 	85058	89431	
--	---	-----------	------	-------	-------	--	-------	-------	-------

PAYSTAR - 5000 SERIES

	5010, F-5010, F-5050, F-5050SF, 5070, F-5070, F-5070SF Models	477132C1 426744R91 426744R92 453576C91 453576C92	 	85303	89422		
	5900 SB Models with Hendrickson Primaax 230, 460 and 690 Air Suspension (8-1/2" to 10" Ride Height)	60657-003 60657003 60657003L 60657-003L			 	85072
	5900 SB Models with Hendrickson Primaax EX 232, 462 and 692 Air Suspension (8-1/2" to 10" Ride Height)	60657-003 60657003 60657003L 60657-003L			 	85072
	Models with 10,000 to 16,000 lb Front Suspension	3576465C1 3576465C2 3816234C1		 	85929
	Models with 14,000 lb Front axle	3596878C2 4070352C1			85648
	Models with O.E.M. Number	6127690C1				85923	89458
10-15	5900 SB Models with 46,000 lb Hendrickson Rear Air Suspension	H60657-003 3626571C1 H60657003		 	85072	
10-13	Models with Hendrickson HMX 400/460 Haulmax with 16.5" Saddle	60680-004L 60680-004 60680004 60680004L			83143	

APPLICATION GUIDE

Year	Fitment Notes	OEM#					
			Fleetline	GasSLX	Fleetline	GasSLX	Cab Shock Specialty Shock

INTERNATIONAL

PAYSTAR - 5000 SERIES (cont)

10-11	5900i Models with 12,000 lb - 14,000 lb Front axle	2015556C1		85316	89426
-------	--	-----------	--	-------	-------	-------	-------	-------

INTERNATIONAL

PROSTAR

21	Day Cab Models with O.E.M. Number	3737576C1			85931	89458
	Models with 12,350 lb Front Mono Leaf Spring Suspension	3610198C1		85963
	Models with Day Cab and 12,000 to 14,000 lb Taperleaf Front Spring Suspension	3812837C1		85954
		3606859C1 3606859C2 3737574C1		85994
	Models with Day Cab and Air Suspension	3610199C1		85964
	Models with Hendrickson HTB 400LT Rear Air Suspension	60657-006			85102
		H60657-006 60657-011 H60657-011 H60657006 60657-010 60657010 H60657-010 60657011 60657006 H60657010 H60657011		85954		85931	89458
	Models with O.E.M. Number	3668566C1		85954
		3821760C1 3688729C1 3688732C1			85931	89458
	Models with Sleeper Cab and 12,350 lb Leaf Spring Suspension	3606857C2 3606857C1		85954
Models with Sleeper Cab with O.E.M. Number	3737575C1		85954	
21	6 x 4 Models with O.E.M. Number	6127666C1			85642
	Models with 113" Sleeper Cab	3810581C3		85995
		3810581C4 3806341C4 3806341C3		85994
Sleeper Cabs with 12,000 lb - 13,200 lb Mono-Leaf Spring Suspension	4050443C2 4050443C1		85994	
17-20	6 x 4 Models with O.E.M. Number	6127666C1			85642
16-20	Sleeper Cabs with 12,000 lb - 13,200 lb Mono-Leaf Spring Suspension	4050443C2 4050443C1		85994
13-20	Models with 113" Sleeper Cab	3810581C3 3810581C4 3806341C4 3806341C3		85995
08-20	Models with Hendrickson HAS - 230 or 460 Rear Air Suspension	60675-003 H60675-003 57905001 3514952C1 60675-003L 57905-001 60675003L 60675003 H60675003			85976
09-18	Models with 12,350 lb Front Mono Leaf Spring Suspension	3813341C4 3813341C3		85963
16-17	Models with Day Cab and 12,000 - 14,000 lb Taperleaf Front Spring Suspension	4050444C2 4050444C1		85994
09-17	All models with 40,000 lb Rear Air Suspension	3620395C1 4050340C1 4050340C2			85931	89458
11-16	Models With 56" or 72" Hi Roof Sleeper	2595314C1 2593803C91		83062
14-15	Models with Sleeper Cab and 12,350 lb Leaf Spring Suspension	3606857C3		85994

RH613

18-24	Models with International 40,000 lb Rear Air Suspension	6127666C1			85642
	RH-613 Models with 12,000 lb - 13,200 lb Mono-Leaf Spring Suspension	4050443C2		85994
18-20	Models With 56" Hi Roof Sleeper	2595314C1		83062

APPLICATION GUIDE

Year	Fitment Notes	OEM#					
				Fleetline	GasSLX		Fleetline

INTERNATIONAL

RH613 (cont)

18-20	RH Models with 12,000 - 14,000 lb Taperleaf Spring Suspension	4050444C2	 	85994
-------	---	-----------	------	-------	------	--	------	------	------

INTERNATIONAL

S SERIES SCHOOL BUS

	1603, 1703, 1803 & 1853	471201C91	 	85012	89413	
		453567C91 308650C92 206621R91 206620R91 453570C91 308649C91	 	 	83216
		471203C91 474002C91 453575C91 873622C91 383379C91	 	 	83308
		467983C91 306444C91 329316C92 453564C91	 	 	85012	89413
	1603, 1703, 1803 & 1853 with Axle Codes 02089, 02091	453567C91 467984C91 206620R91 308649C91	 	83216
	1603, 1703, 1803 & 1853 - Exc. Axle Codes 02054, 02057, 02059, 02089, 02091, 02098, 02101, 02109, 02139, 02208, 02218, 02228, 02309, 02329, 02339	453556C91 874695R91 467985C91 308668C92	 	85012	89413	
	1603, 1703, 1803 & 1853 with 9000, 10800 or 12000 lb Front Axle	320444C91 467983C91 329316C92 453564C91	 	85012	89413	
	1723 S Models with 5000, 6000 or 7500 lb Front Axle	472367C91	 	83318
	1723, 1823, 1853 Models with International Air Suspension	1690035C1 2018987C1 2018987C2 501553C91 1675455C1	 	 	85003	89411
	1723, 1823, 1853 Models with Neway ARD-234 Air Suspension	537524C91	 	 	83123	89405
	173 FC & 183 FC with Axle Codes 14149 & 14189	453568C91 467372C91 210535R91	 	 	83225
	173 FC & 183 FC - Exc. Axle Codes 14149 & 14189	210918R91	 	 	83215
		453574C91	 	 	85307
	173 FC, 183 FC, 183RE, 193 RE, 1853 FC & 1853 DFC	467371C91 204994R91 308648C91 453565C91 453561C91	 	83225
	1823 S Models - Exc. with Rear Axle Codes 14029, 14030, 14187	501906C91	 	 	83317
	1823, 1853 S Models with 9000, 10800 or 12000 lb Front Axle	472412C91 472411C91 586724C91	 	83456	89447	
	183 RE Models with Axle Codes 14043, 14147 & 14186	467371C91 453562C91 210533R91 210534R92	 	 	83225
	1853 DFC3	453579C91 210920R91	 	85308	89422	
	1853 FC & 1853 DFC with Axle Code 14136	453574C91 308664C91 210919R91	 	 	85307
	1853 FC & 1853 DFC with Axle Code 14149 with FD Serial Numbers	453567C91	 	 	83216
	1853 FC & 1853 DFC with Axle Codes 14039, 14139, 14149 & 14189 - Exc. 14149 with FD Serial Numbers	467371C91 453562C91 210533R91 210534R92	 	 	83225
	1853 FC & 1853 DFC with Axle Codes 14044, 14045, 14060, 14145, 14146, 14150 and 14186	453574C91 208664C91 210919R91	 	 	85307
	193 RE Models	453579C91 210920R91	 	85308	89422	

APPLICATION GUIDE

Year	Fitment Notes	OEM#					
			Fleetline	GasSLX	Fleetline	GasSLX	Cab Shock Specialty Shock

INTERNATIONAL

S SERIES SCHOOL BUS (cont)

193 RE Models - Exc. Axle Codes 14039 & 14189	467371C91 453562C91 210533R91 210534R92			83225
RE Models	3604282C1		85351

INTERNATIONAL

SERIES 1000 FORWARD CONTROL CHASSIS

1452, 1652 Models	472412C91 586724C91		83456	89447	
1452, 1652 Models with International Air Suspension	1690035C1 2018987C1 2018987C2 501553C91 1675455C1			85003	89411
1452, 1652 Models with MOR-RYDE Rear Suspension	1663471C1 548532C1			83103
1654 LP Models (Low Profile Vehicle)	1660846C91 1660846C92			83101
M1400, M1600 Models	472412C91 586724C91		83456	89447	
	501905C91			83301

SERIES 3000 - SCHOOL BUS CHASSIS

3000, 3400 Models with 10,000 to 14,000 lb Front axle	3533357C1 3533357C2 3533357C3		85957
3000, 3400 Models with 6,000 to 8,000 lb Front axle	3533356C1 3533356C2		83135
3700, 3800 Models	472412C91 586724C91		83456	89447	
	501905C91			83301
	501906C91			83317
3700, 3800 Models with International Air Suspension	1690035C1 2018987C1 2018987C2 501553C91 1675455C1			85003	89411
3700, 3800 Models with MOR-RYDE Rear Suspension	548532C1			83103
3700, 3800 Models with Neway ARD-234 Air Suspension	537525C91 537524C91			83123	89405
3900FC Models	467371C91		83225
	1677707C1 2015557C1		85030	89440	
3900FC Models (Genesis - Front Engine)	2200327C1		85332
3900FC Models (Genesis - Rear Engine)	2039549C1		85333

SERIES 4000 - SHORT CONVENTIONAL MEDIUM TRK & TRAC

4000 Models with Hendrickson HAS-230 Rear Air Suspension	AMS650420			85013	89414
4600, 4700, 4800, 4900 Models	1663606C91		85027	89418	
	1667520C1		85058	89431	
	586724C91		83456	89447	
4600, 4700, 4800, 4900 Models with 10000 lb Front Axle	472412C91		83456	89447	
4600, 4700, 4800, 4900 Models with International Air Suspension (Exc. Low Profile)	1690035C1 2018987C1 2018987C2 501553C91 1675455C1			85003	89411
4600LP, 4700LP Models (Low Profile Vehicle) U-Haul	540395C92 540395C91		83613
4600LP, 4700LP Models (Low Profile Vehicle) with Air Suspension	1660846C91 1660846C92			83101
F-4900 & 4600LP Models (Low Profile Vehicle)	501906C91 501906C92			83317

APPLICATION GUIDE

Year	Fitment Notes	OEM#	 Fleetline GasSLX		 Fleetline GasSLX Cab Shock/ Specialty Shock		
------	---------------	------	-------------------------	--	---	--	--

INTERNATIONAL

SERIES 9600 & 9700 PREMIUM CABOVER TRACTOR (cont)

9600, 9700 Models with International STL Spring Suspension	503550C1	O	83207	89407
9600, 9700 Models with Neway ARD-125/244 Air Suspension	790335C91	O	83209	89414
9600, 9700 Models with Neway ARD-234 Air Suspension	537524C91	O	83123	89405
Models with International Air Suspension	1690035C1 2018987C1 2018987C2 501553C91 1675455C1	O	85003	89411

INTERNATIONAL

SERIES 9800 - PREMIUM CABOVER TRACTOR

6 X 4 Models with International Air Suspension	2018987C1 2018987C2	O	85003	89411
6 X 4 Models with Neway AD-246-10 Air Suspension and 60" Axle Spacing	2029200C91 AMS600172	O	83126 85030	89430 89440
9800 Models - with Hendrickson HA-460 Air Suspension with 55" & 60" axle spacing and 40000 & 46000 lb capacity	AMS600102	O	85005	89430
9800 Models - with Hendrickson HAS-402-60 Air Suspension	AMS650420	O	85013	89414
9800 Models - with Set Back axle	2015556C1	I	85316	O
9800 Models - with Set Forward axle	503610C2	O	83207	O

SERIES 9900, 9900I, 9900IX LONG HOOD CONV. TRUCK

6 X 4 Models with International Air Suspension Exc. Lo-Profile	2018987C1 2018987C2	O	85003	89411
6 X 4 Models with International Air Suspension For Lo-Profile	1660846C91 1660846C92	O	83101
6 X 4 Models with Neway AD-246-10 Air Suspension and 60" Axle Spacing	2029200C91 AMS600172	O	83126 85030	89430 89440
Day Cab Models with 12,000 lb Front Axles	3581106C2 3581106C1 3581106C3	O	85924	O
Models with 10,800 lb - 14,600 lb Suspension	503610C2	O	83207	O
Models with 12,000 - 14,000 lb Suspension	1664788C2 2015556C1 2032533C1	I	85316	O
Models with 12,000 to 14,600 lb Taperleaf Front Spring Suspension	4213758C1 4212942C1 3983162C2 3983162C1	O	85639	O
Models with 16,000 - 18,000 lb Suspension	1667520C1	O	85058	O
Models with International 40,000 lb Rear Air Suspension (52" Spacing- Heavy Duty Rear)	3688616C1	O	O	85923	89458
Models with International Air Suspension	1690035C1 501553C91 1675455C1	O	O	85003	89411
Models with Neway ARD-125/244 Air Suspension	790335C91	O	O	83209	89414
Models with O.E.M Number	3571713C1	I	85333	O
Set Back Axle Models with 16,000 lb to 18,000 lb Suspension	1664149C1	O	85029	O
Set Forward Axle Models with 16,000 lb to 18,000 lb Suspension	507202C1	O	85030	O
10-11 Models with 40,000 lb Rear Air Suspension	3586883C1	O	O	85931	89458

SERIES 2000 - CONVENTIONAL TRUCK (SEVERE SERVICE)

2554, 2574, 2654, 2674 Models with International Air Suspension	1690035C1 2018987C1 2018987C2 501553C91 1675455C1	O	85003	89411
2554, 2574, 2654, 2674 Models with International Vari-Rate Rear Suspension	501506C91	I	O	83317
All 2000 Models	2015556C1	I	85316	O
	472412C91	I	83456	O
All 2000 Models With 16000 or 18000 lb Springs	1667520C1	O	85058	O

APPLICATION GUIDE

Year	Fitment Notes	OEM#					
			Fleetline	GasSLX	Fleetline	GasSLX	Cab Shock/ Specialty Shock

INTERNATIONAL

SERIES 400, 500, 600, 700 & 900-MED CABOV TRK & TRAC NISS

	400 Models	56101 Z5008		83114			
		56101 Z5011		G63610			
	500 Models	56101 Z5011		G63610			
	600, 700, 900 Models	56101 Z1030 56101 Z2000		85311	89424			

INTERNATIONAL

TERRASTAR

	Models with International IROS Air Suspension	3892445C3						
12-18	Models with 6,000 to 7,000 lb Front Axle	3989717C1		83135			
		3991991C1 OE 18513 3902993C1 3902993C3 OE17103					
12-17	Models with 10,000 & 13,500 lb Vari-Rate Rear Spring Suspension	3586902C2					
	Models with 10,500 or 13,500 lb Vari-Rate Rear Spring Suspension	6127087C1 3586902C3					
14	4 WD Models with Rear Spring Suspension	6127096C1 3945165C1					

TRANSTAR

15-17	Models with O.E.M. Number	6127086C1		85637			
-------	---------------------------	-----------	--	-------	------	--	--	--

TRANSTAR - 8500, 8600 SERIES

	Models with O.E.M. Number	3674348C1		85954			
		6127690C1					
10-18	Models with 40,000 lb Rear Air Suspension	3549099C1 3549099C3 3549099C2					
10-15	Models with 10,000 to 14,000 lb Front axle	3588209C1 3588209C2 3533357C1 3533357C2		85957			

TRANSTAR - CONVENTIONAL

	4170, F-4170, 4200, F-4200, 4300 & F-4300 Models	477132C1 426744R91 426744R92 453576C91 453576C92		85303	89422				
		4170, F-4170, 4200, F-4200, 4300 & F-4300 with Air Ride Suspension	350425C1 462557C91					
		D-400, DF-400, DC-400, DCF-400 & DCF-400M - Exc. Axle Code 02136	426744R91 426744R92 453576C91		85303	89422			
		D-400, DF-400, DC-400, DCF-400 & DCF-400M with Axle Code 02136	293009C91 453577C91		85308	89422			

UNISTAR

	Additional O.E.M. Interchanges	56101 Z5008		83114			
		CO7044A		85303	89422			

VARIOUS

	Additional O.E.M. Interchanges	3541456C1		85929			
		70334 AMS650107		85316	89426			
		AMS650406					
		3544768C1 3544768C2 3549100C1					
		3596107C1 3596107C4 3596107C2 3596107C3					
		AMS650404					

APPLICATION GUIDE

Year	Fitment Notes	OEM#					
			Fleetline	GasSLX	Fleetline	GasSLX	Cab Shock Specialty Shock

INTERNATIONAL

VARIOUS (cont)

INTERNATIONAL

	Additional O.E.M. Interchanges	AMS650402 453528C91 453527C91		85311	89424
		AMS650400		85033	89427
		AMS650408		85319	89428
	Models with Chalmers 40,000 lb Rear Suspension	800670		85060
	Models with Meritor AirLink Suspension	44651211 446-51-211		85739
	S2500, S2600, 8100, 8200, & 8300 Models Conventional Tractors with Link Cabmate Model NAV80	12021043 1202-1043	83025
98-22	Hood Shock for Models with O.E.M. Number	4170820C1 3501427C1			619501			
19-21	Models with IAS (6x4) with 9.25" ride height	4164145C1		85672
	NGV Series with 16,000 to 20,000 lb Non Drive Front Axle	4164147C1		85671
	S, F, M series with 17,000 lb - 22,000 lb rear suspension	4164142C1		83244
97-21	Eagle Pro-Sleeper	12020054 1202-0054	83021

WORKSTAR - 7000 SERIES

	7400, 7500, 7600 Models with 16,000 lb to 20,000 lb Multi-leaf Spring	3558089C1 3558089C2 3558089C3 3541456C1		85648
	7400, 7500, 7600 Models with Hendrickson HAS - 400 (Standard Inboard Rear)	60670-007 60670007L 60670-007L 60670007			83144
	7500 Models with 14,000 lb Front axle	3596878C2 4070352C1		85648
	Models with 10,000 to 16,000 lb Front Suspension	3576465C1 3576465C2 3816234C1		85929
	Models with 40,000 lb Rear Air Suspension	3549099C3			85923	89458
	Models with Hendrickson Primaax 230, 460 and 690 Air Suspension (8-1/2" to 10" Ride Height)	60657-003 60657003 60657003L 60657-003L			85072
	Models with Hendrickson Primaax EX 232, 462 and 692 Air Suspension (8-1/2" to 10" Ride Height)	60657-003 60657003 60657003L 60657-003L			85072
	Models with O.E.M. Number	4070336C1 6127690C1		85058	89431	
19-21	Models with 10,000 - 12,000 lb Taperleaf Spring Suspension	4164156C1		85924	89457	
10-19	7400 Models with O.E.M. Number	3885832C2 3885832C1		83135
10-14	Models with Hendrickson HMX 400/460 Haulmax with 16.5" Saddle	60680-004L 60680-004 60680004 60680004L			83143
10	7300 Models with 12,000 lb Front Axles	3576464C2		85957

WORKSTAR 7300

15-20	Models trucks with day cab or extended cabs with Link Cabmate Model IDC7345	12019008 1201-9008 2509223C91		83054
	Models with 11,000 lb to 14,000 lb Front axle	6127714C1		85928
	Models with 12,000 lb Front axle	3576464C2 3533357C1 3576464C1 3533357C2 3533357C3		85957
	Models with 16,000 to 20,000 lb Front	6127704C1		85670

APPLICATION GUIDE

Year	Fitment Notes	OEM#					
			Fleetline	GasSLX	Fleetline	GasSLX	Cab Shock Specialty Shock

INTERNATIONAL

WORKSTAR 7300 (cont)

15-20	Models with Hendrickson HAS - 230 or 460 Rear Air Suspension	60675-003 H60675-003 57905001 3514952C1 60675-003L 57905-001 60675003L 60675003 H60675003	85976
-------	--	---	------	------	-------	------	------

INTERNATIONAL

WORKSTAR 7400

15-20	Models trucks with day cab or extended cabs with Link Cabmate Model IDC7345	12019008 1201-9008 2509223C91	83054
	Models with 11,000 lb to 14,000 lb Front axle	6127714C1	85928
	Models with 12,000 lb Front axle	3576464C2 3533357C1 3576464C1 3533357C2 3533357C3	85957
	Models with 16,000 to 20,000 lb Front	6127704C1	85670
	Models with Hendrickson HAS - 230 or 460 Rear Air Suspension	60675-003 H60675-003 57905001 3514952C1 60675-003L 57905-001 60675003L 60675003 H60675003	85976
	Models with O.E.M. Number	3885832C2 3885832C1	83135

WORKSTAR 7600

15-22	Models with 11,000 lb to 14,000 lb Front axle	6127714C1	85928
08-22	Models with Hendrickson HN - 522 Rear Suspension	60680003 3515265C1 3515265C2 60680-003L 60680-003 60680003L	83112
	Models with 16,000 to 20,000 lb Front	6127704C1	85670
15-20	Models with Hendrickson HAS - 230 or 460 Rear Air Suspension	60675-003 H60675-003 57905001 3514952C1 60675-003L 57905-001 60675003L 60675003 H60675003	85976
	Models with 12,000 lb Front axle	3576464C2 3533357C1 3576464C1 3533357C2 3533357C3	85957

WORKSTAR 7700

08-12	Models with Hendrickson HAS - 230 or 460 Rear Air Suspension	60675-003 H60675-003 57905001 3514952C1 60675-003L 57905-001 60675003L 60675003 H60675003	85976
-------	--	---	-------	------	------	------	------

ISUZU

ISUZU

ADDITIONAL APPLICATIONS

85	KS22 Models (All)	8-97083-027-0	83515
		9-51630-666-2 9516306660 9-51630-666-0 9516306662	85012	89413

APPLICATION GUIDE

Year	Fitment Notes	OEM#					
				Fleetline	GasSLX		Fleetline

ISUZU

ISUZU

ALL MODELS WITH

	Models with O.E.M. Number	8-97253-623-0 8972019600 8972536160 8-97253-621-0 8-97253-616-0 898098-1250 8980981270 898098-1270 8972536210 8972536230 8980981250	 	83515
--	---------------------------	---	------	-------	------	------	------	------

EVR

87-93	EVR Models	1516301600 1-51630-160-0	 	83162
-------	------------	-----------------------------	------	-------	------	------	------	------

FRR

00-03	All	1-51630-219-1 1-51630-219-0 51630219	 	83114
99	Models with O.E.M. Number	1-51630-219-1 1-51630-219-0 51630219	 	83114
95-98	All	1-51630-219-1 1-51630-219-0 51630219	 	83114





FSR

97-02	Models with 15000, 19000, 21000 lb Multileaf Springs	8-22064232-0 8220642320	 	 	85071
	Models with 19000, 21000, 23000 lb Taperleaf Springs (EXC Low Profile Veh.)	8220642330 8-22064233-0	 	 	83136
	Models with FL1 Tilt Cab with 8100 lb Axle (Including Low Profile)	8-22064804-0 8-22064805-0 8220648050 8220648040	 	83136
87-96	FSR Models	1-51630-217-1	 	83114
		1-51630-167-0 1516301670	 	 	83613
87-92	FSR Models	1516301600 1-51630-160-0	 	83162
		1516301681 51630168 1-51630-168-1	 	83515
		1-51630-217-1	 	83114
86	Models with O.E.M. Number	1516301600 1-51630-160-0	 	83162
		1516301681 51630168 1-51630-168-1	 	83515
		1-51630-217-1	 	83114

FTR

18-22	Models with Hendrickson HAS suspension	8-97517-966-1 60670-005 60670005L 8975179661 8975179660 60670-005L 60670005 8-97517-966-0	 	 	83137
18-20	FTR Diesel Models with Std Cab	8-98321-912-1 8983219121	 	85071
00-11	Models with Hendrickson HAS suspension	8-97517-966-1 60670-005 60670005L 8975179661 8975179660 60670-005L 60670005 8-97517-966-0	 	 	83137
05-09	Models with O.E.M. Number	98098127 8980981270 8982326720 8-98098-127-0	 	83515

APPLICATION GUIDE

Year	Fitment Notes	OEM#					
				Fleetline	GasSLX		Fleetline

ISUZU

ISUZU

NPR

19-23	Models with O.E.M. Number	8-97253-620-1 98098125 8-98381-012-0 97083029 94454987 98232671 8-98381-010-0 97083027 8-98232671-1 8-98232671-0 97253620 8-94454-647-1 8-97253-620-0 8-98098-125-0 8983810120 8-97083-027-0 8983810100 9-51630-647-1 8-97083-029-0 51630647 94454986 8-94454-986-0 8-94454-987-0 8982326710	I O	83515
19	Models with O.E.M Number	8-97253-665-0 898098-0581 8-98098-058-0 8-98098-058-1 8-98098-059-0 8-98098-059-1 8-98316227-0 8-98316-228-0	O	83159
95-18	Models with O.E.M. Number	98098059 8-97253-665-0 898098-0581 98098058 8-97253-651-2 8-97253-664-0 97253664 98316227 97253665 97253651 8-98098-058-0 8-98098-058-1 8-98098-059-0 8-98098-059-1 8-98316227-0 8-98316-228-0	O	83159
86-18	Models with O.E.M. Number	8-97253-620-1 98098125 8-98381-012-0 97083029 94454987 98232671 8-98381-010-0 97083027 8-98232671-1 8-98232671-0 97253620 8-94454-647-1 8-97253-620-0 8-98098-125-0 8983810120 8-97083-027-0 8983810100 9-51630-647-1 8-97083-029-0 51630647 94454986 8-94454-986-0 8-94454-987-0 8982326710	I O	83515
86-95	All	9-51630-666-2 51630666 9516306660 9-51630-666-0 9516306662	O	85012	89413

APPLICATION GUIDE

Year	Fitment Notes	OEM#					
				Fleetline	GasSLX		Fleetline

ISUZU

ISUZU

NPR (cont)

84-85	Models with O.E.M. Number	8-97253-620-1 98098125 8-98381-012-0 97083029 94454987 98232671 8-98381-010-0 97083027 8-98232671-1 8-98232671-0 97253620 8-94454-647-1 8-97253-620-0 8-98098-125-0 8983810120 8-97083-027-0 8983810100 9-51630-647-1 8-97083-029-0 51630647 94454986 8-94454-986-0 8-94454-987-0 8982326710		83515
-------	---------------------------	---	--	-------	------	------	------	------	------	------

NPR-HD

20-23	Models with 14,000 to 15,000 lb Rear	8983807460 8-98380-746-0	
	Models with 15,000 to 16,000 lb Rear	8983807470 8-98380-747-0	
99-23	Models with O.E.M. Number	8-97253-620-1 98098125 8-98381-012-0 97083029 94454987 98232671 8-98381-010-0 97083027 8-98232671-1 8-98232671-0 97253620 8-94454-647-1 8-97253-620-0 8-98098-125-0 8983810120 8-97083-027-0 8983810100 9-51630-647-1 8-97083-029-0 51630647 94454986 8-94454-986-0 8-94454-987-0 8982326710		83515
18-19	Models with O.E.M. Number	8-97253-665-0 898098-0581 8-98098-058-0 8-98098-058-1 8-98098-059-0 8-98098-059-1 8-98316227-0 8-98316-228-0	
03-17	Models with O.E.M. Number	98098059 8-97253-665-0 898098-0581 98098058 8-98098-058-0 8-98098-058-1 8-98098-059-0 8-98098-059-1 8-98316227-0 8-98316-228-0 98316227 97253665	

NPR-XD

23	Models with 14,000 to 15,000 lb GVW	8983810100		83515
		8-98381-010-0	
	Models with 15,000 to 16,000 lb GVW	8983807460	
		8-98380-746-0	
15-22	Models with 14,000 to 15,000 lb GVW	8983810100 8-98381-010-0		83515

APPLICATION GUIDE

Year	Fitment Notes	OEM#					
				Fleetline	GasSLX		Fleetline

ISUZU

ISUZU

NPR-XD (cont)

15-22	Models with 14,000 to 15,000 lb GVW	8983807460 8-98380-746-0			83159
	Models with 15,000 to 16,000 lb GVW	8983810120 8-98381-012-0	 	83515
	Models with 15,000 to 16,000 lb Rear	8983807470 8-98380-747-0			83159

NQR

20-23	Models with 15,000 to 16,000 lb Rear	8983807470 8-98380-747-0		 	83159
94-23	Models with O.E.M. Number	8-97253-620-1 98098125 8-98381-012-0 97083029 94454987 98232671 8-98381-010-0 97083027 8-98232671-1 8-98232671-0 97253620 8-94454-647-1 8-97253-620-0 8-98098-125-0 8983810120 8-97083-027-0 8983810100 9-51630-647-1 8-97083-029-0 51630647 94454986 8-94454-986-0 8-94454-987-0 8982326710	 	83515
03-19	Models with O.E.M. Number	98098059 8-97253-665-0 8-98098-059-0 8-98098-059-1 8-98343986-0 8-98316-228-0 97253665 98343986		 	83159
02	Diesel	8-97253-664-0 97253664		 	83159
95-97	Diesel	8-97253-664-0 97253664		 	83159

NRR

20-23	Models with 15,000 to 16,000 lb Rear	8983807470 8-98380-747-0		 	83159
05-23	Models with O.E.M. Number	8-97253-620-1 98098125 8-98381-012-0 97083029 94454987 98232671 8-98381-010-0 97083027 8-98232671-1 8-98232671-0 97253620 8-94454-647-1 8-97253-620-0 8-98098-125-0 8983810120 8-97083-027-0 8983810100 9-51630-647-1 8-97083-029-0 51630647 94454986 8-94454-986-0 8-94454-987-0 8982326710	 	83515
05-19	Models with O.E.M. Number	98098059 8-97253-665-0 8-98098-059-0 8-98098-059-1 8-98343986-0 8-98316-228-0 97253665 98343986		 	83159
88-94	All	1-51630-219-1 1-51630-217-1 1-51630-217-0 51630217	 	83114

APPLICATION GUIDE

Year	Fitment Notes	OEM#					
			Fleetline	GasSLX	Fleetline	GasSLX	Cab Shock/ Specialty Shock

ISUZU

ISUZU

NRR (cont)

88-94	Models with O.E.M. Number	8-97253-620-1 98098125 8-98381-012-0 97083029 94454987 98232671 8-98381-010-0 97083027 8-98232671-1 8-98232671-0 97253620 8-94454-647-1 8-97253-620-0 8-98098-125-0 8983810120 8-97083-027-0 8983810100 9-51630-647-1 8-97083-029-0 51630647 94454986 8-94454-986-0 8-94454-987-0 8982326710	 ○	83515
-------	---------------------------	---	-------	-------	------	------	------	------	------	------

REACH

11-15	Models with O.E.M. Number	8983810100 8-98381-010-0 8983807460 8-98380-746-0	 ○	83515
			○			○	83159			

ITASCA

ITASCA

CLASS A MOTORHOMES

	Models with Workhorse UFO Chassis with Hendrickson Softek Front Suspension	66153-002 66153002 F4-BE5-C832-MO F4BE5C832MO	 ○	83124	89407		
99-15	SunCruiser Series MotorHomes with Ford F53 Chassis with 16,000 lb GVW to 22,000 lb GVW	ASH-1229 ASH-1228 9U94-18045-AA ASH-1205 AT-620 ASH-1022 1C34-18045-AA ASH-294 9U9Z-18124-A ASH-25822 ASH-25823 1C34-18045-JA AT-766 9U9Z18125A ASH-1206 ASH137 AT-621 ASH-25824 ASH-1023 ASH25824 ASH-1230 9U9418080AA ASH1230 ASH1023 9U94-18080-AA 9U9Z-18125-A AT621 ASH1206 ASH-137	 ○	83209	89414		
			○			○	83122	89406		
05-11	SunCruiser Series MotorHomes with W20 , W22, & W24 Workhorse Chassis	F4BE5A832MO F4BE5F324HO 24186629 F4BE5B492HO	 ○	85125		
04-11	Sunova Models with W20 , W22, & W24 WorkHorse MotorHome Chassis	W0005663 F4BE5F325HO F4-BE5-F325-HO 24153256 24-153256	 ○	85124	
98-11	Sunova Models with W20 , W22, & W24 WorkHorse MotorHome Chassis	24-153249 W0005662 W0006254 24153249 F4-BE5-A832-MO F4BE5A832MO F4BE5F324HO F4-BE5-F324-HO	 ○	85125		

APPLICATION GUIDE

Year	Fitment Notes	OEM#					
				Fleetline	GasSLX		Fleetline

ITASCA

ITASCA

CLASS A MOTORHOMES (cont)

04-06	Horizon Series MotorHomes with Freightliner XC Chassis	16-16874-000 1616874000 1616737000 16-16737-000 141700131810	 	83160
		1618103000 16-18103-000 481700000493	 	85900
		1616873000 16-16873-000 141700131809 1616736000 16-16736-000	 	 	85029
02-06	Meridian Series MotorHomes with Freightliner XC Chassis	16-16874-000 1616874000 1616737000 16-16737-000 141700131810	 	83160
		1618103000 16-18103-000 481700000493	 	85900
		1616873000 16-16873-000 141700131809 1616736000 16-16736-000	 	 	85029
06	Ellipse Series MotorHomes with Freightliner XC Chassis	16-16874-000 1616874000 1616737000 16-16737-000 141700131810	 	83160
		1618103000 16-18103-000 481700000493	 	85900
		1616873000 16-16873-000 141700131809 1616736000 16-16736-000	 	 	85029
03-04	SunCruiser Series MotorHomes with W20 , W22, & W24 Workhorse Chassis	24-153249 F4-BE5-B492-HO W0005662 W0006254 24-186629 F4-BE5-A832-MO F4BE5A832MO F4BE5F324HO F4-BE5-F324-HO 24186629 F4BE5B492HO	 	85125
98-02	SunCruiser Series MotorHomes with W20 , W22, & W24 Workhorse Chassis	F4BE5A832MO F4BE5F324HO 24186629 F4BE5B492HO	 	85125

CLASS C MOTORHOMES

06-20	Cambria Series Motorhomes with Ford E450 Chassis	8C2Z-18124-D 8C24-18045-DA ASH-1154 AT-163G	 	G63622
		8C24-18080-DB ASH-1136 8C2Z-18125-D AT-164G			G63623
01-20	Spirit Series Motorhomes with Ford E450 Chassis	8C2Z-18124-D 8C24-18045-DA ASH-1154 AT-163G	 	G63622
		8C24-18080-DB ASH-1136 8C2Z-18125-D AT-164G			G63623
07-14	Impulse Series Motorhomes with Ford E450 Chassis	8C2Z-18124-D 8C24-18045-DA ASH-1154 AT-163G	 	G63622
		8C24-18080-DB ASH-1136 8C2Z-18125-D AT-164G			G63623

APPLICATION GUIDE

Year	Fitment Notes	OEM#					
				Fleetline	GasSLX		Fleetline

JAYCO

JAYCO

ALANTE

16-24	MotorHomes with Ford F53 Chassis with 16,000 lb GVW to 22,000 lb GVW	ASH-1229 ASH-1228 9U94-18045-AA ASH-1205 AT-620 ASH25823 ASH-1022 ASH1022 1C3418045JA ASH-25822 ASH1205 ASH-25823 ASH1228 ASH1229 AT620 1C34-18045-JA AT766 9U9Z18124A ASH294 1C3418045AA 1C34-18045-AA ASH-294 9U9418045AA 9U9Z-18124-A ASH25822 AT-766		83209	89414	
		9U9Z18125A ASH-1206 ASH137 AT-621 ASH-25824 ASH-1023 ASH25824 ASH-1230 9U9418080AA ASH1230 ASH1023 9U94-18080-AA 9U9Z-18125-A AT621 ASH1206 ASH-137			83122	89406





CLASS A MOTORHOMES

15-20	Alante Series MotorHomes with Ford F53 Chassis with 16,000 lb GVW to 22,000 lb GVW	ASH-1229 ASH-25822 ASH-25823		89414	
		ASH-25824 ASH25824		89406
14-20	Precept Series MotorHomes with Ford F53 Chassis with 16,000 lb GVW to 22,000 lb GVW	ASH-1229 ASH-25822 ASH-25823		89414	
		ASH-25824 ASH25824		89406

ESCAPADE

04-06	MotorHomes with Ford E350 or E450 Chassis	ASH1154 8C2418045DA 8C2Z-18124-D 8C2Z18124D 8C24-18045-DA ASH-1154 AT163G AT-163G		G63622
		8C24-18080-DB 8C2Z18125D ASH-1136 8C2Z-18125-D AT164G 8C2418080DB ASH1136 AT-164G			G63623
03	MotorHomes with Ford E350 or E450 Chassis	8C2418045DA 8C2Z-18124-D 8C2Z18124D 8C24-18045-DA ASH-1154 AT163G AT-163G		G63622
		8C24-18080-DB 8C2Z18125D ASH-1136 8C2Z-18125-D 8C2418080DB ASH1136 AT-164G			G63623










APPLICATION GUIDE

Year	Fitment Notes	OEM#					
				Fleetline	GasSLX		Fleetline








JAYCO

JAYCO





GRANITE RIDGE

04-06	MotorHomes with Ford E350 or E450 Chassis	ASH1154 8C2418045DA 8C2Z-18124-D 8C2Z18124D 8C24-18045-DA ASH-1154 AT163G AT-163G		G63622
		8C24-18080-DB 8C2Z18125D ASH-1136 8C2Z-18125-D AT164G 8C2418080DB ASH1136 AT-164G			G63623
03	MotorHomes with Ford E350 or E450 Chassis	8C2418045DA 8C2Z-18124-D 8C2Z18124D 8C24-18045-DA ASH-1154 AT163G AT-163G		G63622
		8C24-18080-DB 8C2Z18125D ASH-1136 8C2Z-18125-D 8C2418080DB ASH1136 AT-164G			G63623
02	MotorHomes with Ford E350 or E450 Chassis	ASH1154 8C2418045DA 8C2Z-18124-D 8C2Z18124D 8C24-18045-DA ASH-1154 AT163G AT-163G		G63622
		8C24-18080-DB 8C2Z18125D ASH-1136 8C2Z-18125-D AT164G 8C2418080DB ASH1136 AT-164G			G63623

GREYHAWK

09-24	MotorHomes with Ford E450 Chassis	ASH1154 8C2418045DA 8C2Z-18124-D 8C2Z18124D 8C24-18045-DA ASH-1154 AT163G AT-163G		G63622
		8C24-18080-DB 8C2Z18125D ASH-1136 8C2Z-18125-D AT164G 8C2418080DB ASH1136 AT-164G			G63623
08	MotorHomes with Ford E450 Chassis	8C2418045DA 8C2Z-18124-D 8C2Z18124D 8C24-18045-DA ASH-1154 AT163G AT-163G		G63622
		8C24-18080-DB 8C2Z18125D ASH-1136 8C2Z-18125-D 8C2418080DB ASH1136 AT-164G			G63623
04-07	MotorHomes with Ford E450 Chassis	ASH1154 8C2418045DA 8C2Z-18124-D 8C2Z18124D 8C24-18045-DA ASH-1154 AT163G AT-163G		G63622






APPLICATION GUIDE

Year	Fitment Notes	OEM#					
			 Fleetline	GasSLX	 Fleetline	GasSLX	Cab Shock Specialty Shock







JAYCO

JAYCO





GREYHAWK (cont)

04-07	MotorHomes with Ford E450 Chassis	8C24-18080-DB 8C2Z18125D ASH-1136 8C2Z-18125-D AT164G 8C2418080DB ASH1136 AT-164G		G63623
03	MotorHomes with Ford E450 Chassis	8C2418045DA 8C2Z-18124-D 8C2Z18124D 8C24-18045-DA ASH-1154 AT163G AT-163G		G63622
		8C24-18080-DB 8C2Z18125D ASH-1136 8C2Z-18125-D 8C2418080DB ASH1136 AT-164G		G63623
02	MotorHomes with Ford E450 Chassis	ASH1154 8C2418045DA 8C2Z-18124-D 8C2Z18124D 8C24-18045-DA ASH-1154 AT163G AT-163G		G63622
		8C24-18080-DB 8C2Z18125D ASH-1136 8C2Z-18125-D AT164G 8C2418080DB ASH1136 AT-164G		G63623

MELBOURNE

09-24	MotorHomes with Ford E350 or E450 Chassis	ASH1154 8C2418045DA 8C2Z-18124-D 8C2Z18124D 8C24-18045-DA ASH-1154 AT163G AT-163G		G63622
		8C24-18080-DB 8C2Z18125D ASH-1136 8C2Z-18125-D AT164G 8C2418080DB ASH1136 AT-164G		G63623
08	MotorHomes with Ford E350 or E450 Chassis	8C2418045DA 8C2Z-18124-D 8C2Z18124D 8C24-18045-DA ASH-1154 AT163G AT-163G		G63622
		8C24-18080-DB 8C2Z18125D ASH-1136 8C2Z-18125-D 8C2418080DB ASH1136 AT-164G		G63623
07	MotorHomes with Ford E350 or E450 Chassis	ASH1154 8C2418045DA 8C2Z-18124-D 8C2Z18124D 8C24-18045-DA ASH-1154 AT163G AT-163G		G63622
		8C24-18080-DB 8C2Z18125D ASH-1136 8C2Z-18125-D AT164G 8C2418080DB ASH1136 AT-164G		G63623

APPLICATION GUIDE

Year	Fitment Notes	OEM#							
				Fleetline	GasSLX		Fleetline	GasSLX	Cab Shock/ Specialty Shock

JAYCO

JAYCO

PRECEPT

14-24	MotorHomes with Ford F53 Chassis with 16,000 lb GVW to 22,000 lb GVW	ASH-1229 ASH-1228 9U94-18045-AA ASH-1205 AT-620 ASH25823 ASH-1022 ASH1022 1C3418045JA ASH-25822 ASH1205 ASH-25823 ASH1228 ASH1229 AT620 1C34-18045-JA AT766 9U9Z18124A ASH294 1C3418045AA 1C34-18045-AA ASH-294 9U9418045AA 9U9Z-18124-A ASH25822 AT-766	O O	83209	89414
		9U9Z18125A ASH-1206 ASH137 AT-621 ASH-25824 ASH-1023 ASH25824 ASH-1230 9U9418080AA ASH1230 ASH1023 9U94-18080-AA 9U9Z-18125-A AT621 ASH1206 ASH-137	O O	83122	89406

REDHAWK

13-24	MotorHomes with Ford E450 Chassis	ASH1154 8C2418045DA 8C2Z-18124-D 8C2Z18124D 8C24-18045-DA ASH-1154 AT163G AT-163G	I O	G63622
		8C24-18080-DB 8C2Z18125D ASH-1136 8C2Z-18125-D AT164G 8C2418080DB ASH1136 AT-164G	I O	G63623

REDHAWK SE

18-24	MotorHomes with Ford E450 Chassis	ASH1154 8C2418045DA 8C2Z-18124-D 8C2Z18124D 8C24-18045-DA ASH-1154 AT163G AT-163G	I O	G63622
		8C24-18080-DB 8C2Z18125D ASH-1136 8C2Z-18125-D AT164G 8C2418080DB ASH1136 AT-164G	I O	G63623

JIFFLOX

JIFFLOX

VARIOUS

	Truck Dolly	CP-5222 CP5222	O O	85315
--	-------------	-------------------	--------	-------	------	------	------	------

APPLICATION GUIDE

Year	Fitment Notes	OEM#					
			Fleetline	GasSLX	Fleetline	GasSLX	Cab Shock/ Specialty Shock

JOHN DEERE

JOHN DEERE

MOTORHOME CHASSIS

73-81	M & R-300, 400, 500 Motorhome Chassis	3638112	G63183
-------	---------------------------------------	---------	------	------	--------	------	------

VARIOUS

	Models with O.E.M. Number	4036892	G63605
--	---------------------------	---------	--------	------	------	------	------

KENWORTH

KENWORTH

ADDITIONAL APPLICATIONS

	60" Sleeper with Link Cab Suspension	12020043 1202-0043	G63183	83025
	Conventional Day Cab with O.E.M. Number	R71-6005 R716005	83042
	Conventional Tractors with A-Model cabs & Link Cabmate Model KWA900	1201-0012 12010012 12020012 1202-0012	83023
	Models with Link Cab Suspension	1202-K065 1202K065	83002
		12020042 1202-0042	83025
		12011044 1201-1044	83025

AEROCAB

	Models with 38" Sleepers with Link Cabmate Models KWK1T03 or KWCSA 01-06	12021264 1202-1264	G63183	83031
	Models with 62" and 74" Sleepers with O.E.M. Number	12021164 1202-1164	83031
	Models with Link Cab Suspension	12021065 1202-1065	83002
08-16	Models with 86" Sleepers with O.E.M. Number	12021286 1202K286 T71-1003 1202-1286 T711003	83056

C-500B

	Models with Link Cabmate KWB500 Air Suspension	12020044 1202-0044	G63183	83025
--	--	-----------------------	------	------	--------	------	-------

C500

18-19	Models with Neway ADZ Rear Suspension	90045812 471700013186 471700004423 90045605 90045803	85109
	Models with Taper Leaf Springs on Front Axle	B71-1002 B711002 K374-16 K374-27 K374-26 K37416 K37427 K37426	85001	89410
10-16	Models with Neway ADZ Rear Suspension	90045812 471700013186 471700004423 90045605 90045803	85109
01-16	Models with Air Glide 380 (AG380) Rear Air Suspension	C71-1016 C711016 C71-1002 C711002	85067	89451
85-16	Models with Taper Leaf Springs on Front Axle	B71-1002 B711002 K374-16 K374-27 K374-26 K37416 K37427 K37426	85001	89410
95-11	All with Air Glide 200 with 46,000 lb Suspension with 8 air bags, 4 units required	665945 665906	85902

APPLICATION GUIDE

Year	Fitment Notes	OEM#					
				Fleetline	GasSLX		Fleetline

KENWORTH

KENWORTH

C500, C500B, C500K, C540 & C550

	All with Air Glide 100 Suspension with 8 air bags, 4 units required	K374-29 K37432 K374-32 K37429		85310	89423
	All with Air Glide 200 with 40,000 lb Suspension with 8 air bags, 4 units required	665903 70701 665944		85900
	All with Air Glide 200 with 46,000 lb Suspension with 8 air bags, 4 units required	665945 665906		85902
	Models with Dual Steering Front Axle and Torsion Bar Bogey Rear Suspension	K374-28 K3744 K37428 K374-4		85314	89425
	Models with Multiple Leaf Springs on Front Axle	B71-1003 B711003 K374-33 K3743 K37433 K374-3	O O	83312	89409

C540

92-93	Models with Taper Leaf Springs on Front Axle	B71-1002 B711002 K374-16 K374-27 K374-26 K37416 K37427 K37426	O O	85001	89410
88-90	Models with Taper Leaf Springs on Front Axle	B71-1002 B711002 K374-16 K374-27 K374-26 K37416 K37427 K37426	O O	85001	89410

C550

85-94	Models with Taper Leaf Springs on Front Axle	B71-1002 B711002 K374-16 K374-27 K374-26 K37416 K37427 K37426	O O	85001	89410
-------	--	--	--------	-------	-------	------	------	------

COE MODELS

	90" and 112" E Models with Link Cabmate KWE90112-B Air Suspension	R71-1005 R711005 1202K064	O O	83024
	Models with Link Cabmate KW1102-B Air Suspension (Does not fit Non-Sleeper cabs)	12020032 1202-0032	O O	83016
	Models with Link Cabmate KWE90112-A Air Suspension	12020032 1202-0032	O O	83016

ICON 900

	Models with Link Cab Suspension	T711002 T71-1002	O O	83002
16-17	Models with 10,000 lb to 14,600 lb Taperleaf Springs and Set Back Front Axles	B71-6019 B716019	O O	85989
	Models with Air Glide 380 (AG380) Rear Air Suspension	C71-1016 C711016 C71-6015 C716015	O O	85067	89451
	Models with Air Glide 400 (AG400) Rear Air Suspension	C71-1014 C711014	O I	85936	89456
	Models with Air Glide 460 (AG460) Rear Air Suspension	C711015 PLUS C711015 C71-1015 C71-1015 PLUS	O I	85937
	Models with Taper Leaf Springs on Front Axle	B71-1002 B711002	O O	85001	89410
16	Models with 86" Sleepers with O.E.M. Number	T71-1003 T711003	O O	83056

APPLICATION GUIDE

Year	Fitment Notes	OEM#					
				Fleetline	GasSLX		Fleetline

KENWORTH

KENWORTH

K300 (cont)

93-05	Models with Multiple Leaf Springs on Front Axle (3/4" Mounting bolts)	B71-1003 B711003 K374-33 K3743 K37433 K374-3		83312	89409	
	Models with Reyco 102 or 79KB Suspension (Drive Axle)	19495-01 1672501 16725-01 1949501			83126	89430
	Models with Reyco 1209 or 1212 Suspension (Steer Axle)	19495-01 1949501		83126	89430	
	Models with Taper Leaf Springs on Front Axle (1" Mounting bolts)	B71-1002 B711002 K374-16 K374-27 K374-26 K37416 K37427 K37426		85001	89410	
	Models with Woodhead Shock (Stamping Number ACHB 966)	ACHB966			83136

K370

23-24	Models with Hendrickson HAS - 210L or HAS - 230L Rear Air Suspension	60670008L 60670-008 60670-008L 60670008			83123
13-24	Models with 10,000 lb to 12,000 lb Front Axle	1707378PAC BFRG 072		85182
	Models with Reyco 102 or 79KB Suspension (Drive Axle)	19495-01 1672501 16725-01 1949501			83126	89430
13-22	Models with Hendrickson HAS - 210L or HAS - 230L Rear Air Suspension	60670008L 60670-008 60670-008L 60670008			83123	89405

T170

08-19	Models with Reyco 79KB Rear Steel Spring Suspension	19495-01 1672501 16725-01			83126	89430
08-13	Models with 8,000 lb Taper Leaf Front Springs	665617		85031

T270

24	Models with AG210L Rear Air Suspension	C71-1017 C711017 C711011 C71-1011			85069
08-23	Models with AG210L Rear Air Suspension	C71-1017 C711017 C711011 C71-1011			85069	89455
	Models with Hendrickson HMX 400/460 Haulmax with 16.5" Saddle	60680-004L 60680-004 64178-001 60680004 60680004L 64178001			83143
15-22	Models with 10,000 lb to 14,600 lb Taperleaf Springs and Set Back Front Axles	B71-6019 B716019		85989
	Models with 16,000 lb to 20,000 lb Taperleaf Springs and Set Back Front Axles	B716020 B71-6020		85989
08-22	Models with Hendrickson HAS - 210L or HAS - 230L Rear Air Suspension	60670008L 60670-008 60670-008L 60670008			83123	89405
	Models with Hendrickson Primaax 230, 232, 460, 462, 690 and 692 Air Suspension (8-1/2" to 10" Ride Height)	60657-003 60657003 60657003L 60657-003L			85072
	Models with Reyco 102 or 79KB Suspension (Drive Axle)	19495-01 1672501 16725-01 1949501 TK19679			83126	89430
10-14	Models with 10,000 lb to 12,000 lb Front Axle	B71-6005 B716005		85084	89460	

APPLICATION GUIDE

Year	Fitment Notes	OEM#					
				Fleetline	GasSLX		Fleetline

KENWORTH

KENWORTH

T270 (cont)

10-14	Models with 13,200 lb to 14,600 lb Front Axle	B71-6006 B716006	○	85084	89460	
	Models with 8,000 lb Front Axle	B71-6004 B716004	○	85084	89460	
08-14	Models with Hendrickson HAS - 400 (Standard) Rear Air Suspension	60670-005 60670005L 60670-005L 60670005	○		83137
08-10	Models with 12,000 lb Front Axle	665617	○	85031

T280

21-24	Models with 10,000 lb to 12,000 lb Mono-leaf front springs	B71-6019 B716019	○	85989
	Models with Reyco 102 or 79KB Suspension (Drive Axle)	19495-01 1949501	○		83126	89430
24	Models with Hendrickson HAS - 210L or HAS - 230L Rear Air Suspension	60670008L 60670-008 60670-008L 60670008	○		83123
21-23	Models with Hendrickson HAS - 210L or HAS - 230L Rear Air Suspension	60670008L 60670-008 60670-008L 60670008	○		83123	89405

T300

	All with Air Glide 100 Suspension with 8 air bags, 4 units required	K374-29 K37432 K374-32 K37429			85310	89423
	All with Air Glide 200 with 40,000 lb Suspension with 8 air bags, 4 units required	665903 70701 665944			85900
	Models with Hendrickson Rear Air Suspension	60670004 4790219	○		83123	89405
	Models with Multiple Leaf Springs on Front Axle (3/4" Mounting bolts)	B71-1003 B711003 K374-33 K3743 K37433 K374-3	○	83312	89409	
	Models with Reyco 102 or 79KB Suspension (Drive Axle)	19495-01 1672501 16725-01 1949501	○		83126	89430
	Models with Reyco 1209 or 1212 Suspension (Steer Axle)	19495-01 1949501	○	83126	89430	
	Models with Taper Leaf Springs on Front Axle (1" Mounting bolts)	B71-1002 B711002 K374-16 K374-27 K374-26 K37416 K37427 K37426	○	85001	89410	
	Models with Woodhead Shock (Stamping Number ACHB 966)	ACHB966			83136
	99-08	Models with 12,000 lb Taper Leaf Front Springs (5/8" Top Mounting bolt)	665617 B71-1000 B711000	○	85031
	Models with Reyco 102 or 79KB Suspension (Drive Axle)	19495-01 1672501 16725-01 1949501	○		83126	89430
	Models with Reyco 1209 or 1212 Suspension (Steer Axle)	19495-01 1949501	○		83126	89430
	All with Air Glide 200 with 46,000 lb Suspension with 8 air bags, 4 units required	665945 665906			85902
	Models with Hendrickson HAS - 210L or HAS - 230L Rear Air Suspension	60670008L 60670-008 60670-008L 60670008	○		83123	89405

T370

08-23	Models with AG210L Rear Air Suspension	C71-1017 C711017 C711011 C71-1011			85069	89455
-------	--	--	--	------	------	--	-------	-------	------

APPLICATION GUIDE

Year	Fitment Notes	OEM#					
					Fleetline	GasSLX	

KENWORTH

KENWORTH

T370 (cont)

08-23	Models with Hendrickson HMX 400/460 Haulmax with 16.5" Saddle	60680-004L 60680-004 64178-001 60680004 60680004L 64178001					O I		83143		
15-22	Models with 10,000 lb to 14,600 lb Taperleaf Springs and Set Back Front Axles	B71-6019 B716019	O	O	85989
	Models with 16,000 lb to 20,000 lb Taperleaf Springs and Set Back Front Axles	B716020 B71-6020	O	O	85989
08-22	Models with Hendrickson HAS - 210L or HAS - 230L Rear Air Suspension	60670008L 60670-008 60670-008L 60670008	O	O			83123	89405
	Models with Hendrickson Primaax 230, 232, 460, 462, 690 and 692 Air Suspension (8-1/2" to 10" Ride Height)	60657-003 60657003 60657003L 60657-003L	O	O			85072
	Models with Reyco 102 or 79KB Suspension (Drive Axle)	19495-01 1672501 16725-01 1949501 TK19679	O	O			83126	89430
10-14	Models with 10,000 lb to 12,000 lb Front Axle	B71-6005 B716005	O	O	85084	89460		
	Models with 13,200 lb to 14,600 lb Front Axle	B71-6006 B716006	O	O	85084	89460		
	Models with 8,000 lb Front Axle	B71-6004 B716004	O	O	85084	89460		
08-14	Models with Hendrickson HAS - 400 (Standard) Rear Air Suspension	60670-005 60670005L 60670-005L 60670005	O	O			83137
08-10	Models with 12,000 lb Front Axle	665617	O	O	85031

T380

22-24	Models with Hendrickson HAS - 210L or HAS - 230L Rear Air Suspension	60670008L 60670-008 60670-008L 60670008					O O		83123		
	Models with Reyco 102 or 79KB Suspension (Drive Axle)	19495-01 1672501 16725-01 1949501 TK19679	O	O			83126	89430
22-23	Models with 10,000 lb to 14,600 lb Taperleaf Springs	B71-6019 B716019	O	O	85989
22	Models with Hendrickson HAS - 230 Rear Air Suspension	60670-005 60670005L 60670-005PLUS-2 60670-005L 60670005	O	O			83137

T400

10-22	Models with Taper Leaf Springs on Front Axle	B71-1002 B711002 K374-16 K374-27 K374-26 K37416 K37427 K37426	O O		85001	89410		
10-11	All with Air Glide 200 with 46,000 lb Suspension with 8 air bags, 4 units required	665945 665906	I	I			85902
95-99	All with Air Glide 200 with 46,000 lb Suspension with 8 air bags, 4 units required	665945 665906	I	I			85902
92-99	Models with Link Cabmate Air Suspension KWB689-A with rear cab support Kenworth P/N K235-1646 Models with Link Cabmate Air Suspension KWB689-A with rear cab support Kenworth P/N K235-1646	1201-0012 12010012 12020012 1202-0012	O	O	83023
	Models with Link Cabmate KWB689-B or KWB689-C Air Suspension	12021043 12011043 1201-1043 1202-1043	O	O	83025

APPLICATION GUIDE

Year	Fitment Notes	OEM#	 Fleetline GasSLX		 Fleetline GasSLX Cab Shock\ Specialty Shock		

KENWORTH

KENWORTH

T400 (cont)

89-99	Models with Taper Leaf Springs on Front Axle	B71-1002 B711002 K374-16 K374-27 K374-26 K37416 K37427 K37426		85001	89410	
-------	--	--	--	-------	-------	--	------	------	------

T400, T400B, T450B

	All with Air Glide 100 Suspension with 8 air bags, 4 units required	K374-29 K37432 K374-32 K37429			85310	89423
	All with Air Glide 200 with 40,000 lb Suspension with 8 air bags, 4 units required	665903 70701 665944			85900
	All with Air Glide 200 with 46,000 lb Suspension with 8 air bags, 4 units required	665945 665906			85902
	Models with Multiple Leaf Springs on Front Axle	B71-1003 B711003 K374-33 K3743 K37433 K374-3		83312	89409	
	Models with Torsion Bar Bogey (2 rear axles) and KW Air Ride Suspension (with 4 air bags)	K374-28 K3744 K37428 K374-4			85314	89425

T400A

	Models with Link Cabmate KWB400-A Air Suspension	12020012 1202-0012		83023
10-21	Models with Link Cabmate Air Suspension KWB689-A with rear cab support Kenworth P/N K235-1646	12020012 1202-0012		83023
10-20	Models with Link Cabmate KWB689-B or KWB689-C Air Suspension	12021043 12011043 1201-1043 1202-1043		83025
92-99	Models with Link Cabmate Air Suspension KWB689-A with rear cab support Kenworth P/N K235-1646	12020012 1202-0012		83023
	Models with Link Cabmate KWB689-B or KWB689-C Air Suspension	12021043 12011043 1201-1043 1202-1043		83025

T440

	Models with Link Cabmate KWB689-D and Severe service crossmembers	12011046 1201-1046 R71-1004 12021046 1202K046 1202-1046 R711004		83049
22	Models with 12,000 to 20,000 lb Taperleaf Front Suspension	665858 B71-1001 B711001		89459	
12-21	Models with 12,000 to 20,000 lb Taperleaf Front Suspension	665858 B71-1001 B711001		85070	89459	
	Models with 21,000 to 23,000 lb Reyco Spring Suspension	19495-01 1949501 TK19679			83126	89430
	Models with Air Glide 380 (AG380) Rear Air Suspension	C71-1016 C711016 C71-1002 C71-6015 C711002 C716015			85067	89451
	Models with Chalmers 40,000 lb Rear Suspension	665174			85060
	Models with Hendrickson HMX 400/460 Haulmax with 16.5" Saddle	60680-004L 60680-004 60680004 60680004L			83143
	Models with Hendrickson HMX 400/460 Haulmax with 17.5" & 18.5" Saddle	60680-005L 60680005L 60680005 60680-005			83142

APPLICATION GUIDE

Year	Fitment Notes	OEM#					
				Fleetline	GasSLX		Fleetline

KENWORTH

T440 (cont)

KENWORTH

12-21	Models with Neway ADZ Rear Suspension	90045812 471700013186 471700004423 90045605 90045803		85109
	Models with Reyco 102 or 79KB Suspension (Drive Axle)	19495-01 1672501 16725-01 1949501		83126	89430
11-21	Models with Air Glide 400L (AG400L) Rear Air Suspension	C71-1017 C711017 C711011 C71-1011		85069	89455
12-20	Models with Air Glide 460 (AG460) Rear Air Suspension	C711015 PLUS 671963 C711015 C71-1015 C71-1015 PLUS		85937
	Models with Hendrickson Primaax 230, 460 and 690 Air Suspension (8-1/2" to 10" Ride Height)	60657-003 60657003 60657003L 60657-003L		85072
	Models with Hendrickson Primaax EX 232, 462 and 692 Air Suspension (8-1/2" to 10" Ride Height)	60657-003 60657003 60657003L 60657-003L		85072
12-19	Models with Air Glide 400 (AG400) Rear Air Suspension	671962 C71-1014 C711014		85936	89456
12-17	Models with Hendrickson HAS - 230 Rear Air Suspension	60670-005 60670005		83137
	Models with Hendrickson Primaax EX 262S or 522S Rear Air Suspension (10" Ride Height)	60665-011 60665011		85967
12-16	Models with Neway AD-123 or AD-246 Models Air Suspension with	90045132		85909
		90045099		85906	89407

T450

	Models with Link Cabmate KWB400-A Air Suspension	12020012 1202-0012	83023
	Models with Link Cabmate KWB689-D and Severe service crossmembers	R71-1004 1202K046 R711004	83049
95-97	All with Air Glide 200 with 46,000 lb Suspension with 8 air bags, 4 units required	665945 665906		85902
93-97	Models with Link Cabmate Air Suspension KWB689-A with rear cab support Kenworth P/N K235-1646	12020012 1202-0012	83023
	Models with Link Cabmate KWB689-B or KWB689-C Air Suspension	12021043 12011043 1201-1043 1202-1043	83025
	Models with Taper Leaf Springs on Front Axle	B71-1002 B711002 K374-16 K374-27 K374-26 K37416 K37427 K37426	85001	89410	
92	Models with Link Cabmate Air Suspension KWB689-A with rear cab support Kenworth P/N K235-1646	12020012 1202-0012	83023
	Models with Link Cabmate KWB689-B or KWB689-C Air Suspension	12021043 12011043 1201-1043 1202-1043	83025

T470

10-21	Models with 12,000 to 20,000 lb Taperleaf Front Suspension	665858 B71-1001 B711001		85070	89459
	Models with Air Glide 400L (AG400L) Rear Air Suspension	C71-1017 C711017 C711011 C71-1011		85069	89455
	Models with Reyco 102 or 79KB Suspension (Drive Axle)	19495-01 1672501 16725-01 1949501 TK19679		83126	89430

APPLICATION GUIDE

Year	Fitment Notes	OEM#					
			Fleetline	GasSLX	Fleetline	GasSLX	Cab Shock Specialty Shock

KENWORTH

T470 (cont)

KENWORTH

10-20	Models with Neway ADZ Rear Suspension	90045812 471700013186 471700004423 90045605 90045803		85109
10-19	Models with Air Glide 380 (AG380) Rear Air Suspension	C71-1016 C711016 C71-1002 C71-6015 C711002 C716015		85067	89451
	Models with Air Glide 460 (AG460) Rear Air Suspension	C711015 PLUS 671963 C711015 C71-1015 C71-1015 PLUS		85937
	Models with Hendrickson HMX 400/460 Haulmax with 16.5" Saddle	60680-004L 60680-004 60680004 60680004L		83143
	Models with Hendrickson HMX 400/460 Haulmax with 17.5" & 18.5" Saddle	60680-005L 60680005L 60680005 60680-005		83142
	Models with Hendrickson Primaax 230, 232, 460, 462, 690 and 692 Air Suspension (8-1/2" to 10" Ride Height)	60657-003 60657003 60657003L 60657-003L		85072
10-18	Models with Chalmers 40,000 lb Rear Suspension	665174		85060
10-17	Models with Air Glide 400 (AG400) Rear Air Suspension	671962 C71-1014 C711014		85936	89456
10-16	Models with Air Glide 230 (AG230) Rear Air Suspension	671656 C71-1013 C711013		85985
	Models with Hendrickson HAS - 230 Rear Air Suspension	60670-005 60670005		83137
	Models with Neway AD-123 or AD-246 Models Air Suspension with	90045132 90045099		85909 85906 89407

T480

22-24	Models with 10,000 lb to 12,000 lb Mono-leaf front springs	B71-6019 B716019		85989
	Models with 10,000 lb to 14,600 lb Taperleaf Springs	B71-6019 B716019		85989
	Models with 16,000 lb to 20,000 lb Taperleaf Springs and Set Back Front Axles	B716020 B71-6020		85989
	Models with Drum Brakes with 8 1/2" to 10" Ride Height	60665-018L 60665-018 60665018 60665018L		85961
	Models with Hendrickson HMX 400/460 Haulmax with 16.5" Saddle	60680-004L 60680-004 60680004 60680004L		83143
	Models with Hendrickson HMX 400/460 Haulmax with 17.5" & 18.5" Saddle	60680-005L 60680005L 60680005 60680-005		83142

T600, T600A, T600B, T602

	All with Air Glide 100 Suspension with 8 air bags, 4 units required	K374-29 K37432 K374-32 K37429		85310	89423
	All with Air Glide 200 with 40,000 lb Suspension with 8 air bags, 4 units required	665903 70701 665944		85900
	All with Air Glide 200 with 46,000 lb Suspension with 8 air bags, 4 units required	665945 665906		85902
	Models with Hendrickson Rear Air Suspension	4790224 47902-24		83137

APPLICATION GUIDE

Year	Fitment Notes	OEM#					
				Fleetline	GasSLX		Fleetline

KENWORTH

KENWORTH

T600, T600A, T600B, T602 (cont)

	Models with Multiple Leaf Springs on Front Axle	B71-1003 B711003 K374-33 K3743 K37433 K374-3		83312	89409				
	Models with Reyco 102 or 79KB Suspension (Drive Axle)	19495-01 1672501 16725-01 1949501			83126	89430
	Models with Reyco 1209 or 1212 Suspension (Steer Axle)	19495-01 1949501		83126	89430	

T600, T600B, T602

05-07	Models with 13,000 lb Front Axle	665858 B71-1001 B711001		85070	89459				
01-07	Models with Air Glide 400 (AG400) Rear Air Suspension	671962 C71-1014 C711014			85936	89456

T600, T600B, T602

01-07	Models with Air Glide 380 (AG380) Rear Air Suspension	C71-1016 C711016 C71-1002 C711002			85067	89451
-------	---	--	--	------	------	--	-------	-------	------

T600A

	Models with Link Cabmate KWB689-A Air Suspension and rear cab mount Kenworth P/N K235-1436 or K235-1488	12020012 1202-0012		83023
	Models with Link Cabmate KWB689-B or KWB689-C Air Suspension and rear cab mount Kenworth part # K235-1436 or K235-1488	12021043 12011043 1201-1043 1202-1043		83025
	Models with Link Cabmate KWB689-D and Severe service crossmembers	R71-1004 1202K046 R711004		83049
05-08	Models with 13,000 lb Front Axle	665858 B71-1001 B711001		85070	89459	
	Models with Air Glide 460 (AG460) Rear Air Suspension	C711015 PLUS 671963 C711015 C71-1015 C71-1015 PLUS 671963-2			85937
01-08	Models with Air Glide 380 (AG380) Rear Air Suspension	C71-1016 C711016 C71-1002 C711002			85067	89451
	Models with Air Glide 400 (AG400) Rear Air Suspension	671962 C71-1014 C711014			85936	89456
98-08	Models with Link Cabmate KWB689-D and Severe service crossmembers	25333002 R71-1004 12021046 1202K046 1202-1046 R711004		83049
95-08	All with Air Glide 200 with 46,000 lb Suspension with 8 air bags, 4 units required	665945 665906			85902
93-08	Models with Hendrickson HAS - 210L or HAS - 230L Rear Air Suspension	6067008L 60670-008 47902-19 60670-008L 60670008			83123	89405
86-08	Models with Link Cabmate KWMC642 Air Suspension	12020054 1202-0054		83021
	Models with Taper Leaf Springs on Front Axle	B71-1002 B711002 K374-16 K374-27 K374-26 K37416 K37427 K37426		85001	89410	

T660

	Carhauler with O.E.M. Number	K374-36 K37436		89432				
--	------------------------------	-------------------	--	------	-------	--	--	--	--

APPLICATION GUIDE

Year	Fitment Notes	OEM#					
				Fleetline	GasSLX		Fleetline

KENWORTH

KENWORTH

T660 (cont)

07-20	Models with Air Glide 460 (AG460) Rear Air Suspension	C711015 PLUS 671963 C711015 C71-1015 C71-1015 PLUS 671963-2		85937
13-18	Models with Air Glide 400 (AG400) Rear Air Suspension	671962 C71-1014 C711014		85936	89456
	Models with O.E.M. Number	B716012 B71-6012		85119
08-18	Models with 12,000 or 13,200 lb Front Axle	665858 B71-1001 B711001		85070	89459
	Models with Air Glide 230 (AG230) Rear Air Suspension	671656 C71-1013 C711013		85985
	Models with Air Glide 380 (AG380) Rear Air Suspension	C71-1016 C711016 C71-1002 C71-6015 C711002 C716015		85067	89451
	Models with Air Glide 400L (AG400L) Rear Air Suspension	03-08781 C71-1017 0308781 C711017 C711011 C71-1011		85069	89455
08-17	Models with 86" Sleepers with O.E.M. Number	12021286 1202K286 T71-1003 1202-1286 T711003		83056
07-10	Models with Link Cab Suspension	12021065 1202-1065		83002

T680

17-24	Day Cab Models with O.E.M. Number	25523002 1201-8001 12018001	83908
14-24	Models with 10,000 lb to 14,600 lb Taperleaf Springs and Set Back Front Axles	B71-6019 B716019		85989
13-24	Models with Air Glide 400 (AG400) Rear Air Suspension	671962 C71-1014 C711014		85936	89456
	Models with Air Glide 400L (AG400L) Rear Air Suspension	C71-1017 C711017 C711011 C71-1011		85069	89455
	Models with O.E.M. Number	B716012 B71-6012		85119
	Models with Sleepers with O.E.M. Number	25523013 25523024 R71-6009 1201-8002 12018002 R716009		83081
11-24	Models with Air Glide 380 (AG380) Rear Air Suspension	C71-1016 C711016 C71-1002 C71-6015 C711002 C716015		85067	89451
13-23	Models with Hendrickson HMX 400/460 or 520 Haulmax with 16.5" Saddle	60680-004L 60680-004 60680004 60680004L		83143
	Models with Hendrickson HMX 400/460 or 520 Haulmax with 17.5" & 18.5" Saddle	60680-005L 60680005L 60680005 60680-005		83142
	Models with Neway ADZ Rear Suspension	90045812 471700013186 471700004423 90045605 90045803		85109

APPLICATION GUIDE

Year	Fitment Notes	OEM#					
				Fleetline	GasSLX		Fleetline

KENWORTH

KENWORTH

T680 (cont)

11-23	Models with Air Glide 460 (AG460) Rear Air Suspension	C711015 PLUS 671963 C711015 C71-1015 C71-1015 PLUS 671963-2					85937		
14-22	Models with 16,000 lb to 20,000 lb Taperleaf Springs and Set Back Front Axles	B716020 B71-6020		85989					
13-22	Models with 21,000 to 23,000 lb Reyco Spring Suspension	19495-01 1949501 TK19679					83126	89430	
	Models with Hendrickson Primaax EX 462 Air Suspensions with 8 1/2" to 10" Ride Height	60657-003 60657003 60657003L 60657-003L					85072		
	Models with Reyco 102 or 79KB Suspension (Drive Axle)	19495-01 1672501 16725-01 1949501					83126	89430	
13-19	Models with Hendrickson Primaax EX 462 Air Suspensions with 12 1/2" - 14 3/8" - 15 1/2" Ride Height	60665-011 60665011					85967		
	Models with Watson & Chalin SL Series Steerable Lift Axle (8,000 to 13,500 lb)	11418 11418WAC							646177
13-14	Models with 10,000 lb to 13,200 lb Front Axle	B71-6005 B716005		85084	89460				

T700

11-16	Models with 13,000 lb Front Axle	665858 B71-1001 B711001		85070	89459				
	Models with 86" Sleepers with O.E.M. Number	12021286 1202K286 T71-1003 1202-1286 T711003							83056
	Models with Air Glide 230 (AG230) Rear Air Suspension	671656 C71-1013 C711013					85985		
	Models with Air Glide 380 (AG380) Rear Air Suspension	C71-1016 C711016 C71-1002 C71-6015 C711002 C716015					85067	89451	
	Models with Air Glide 400 (AG400) Rear Air Suspension	671962 C71-1014 C711014					85936	89456	
	Models with Air Glide 400L (AG400L) Rear Air Suspension	03-08781 C71-1017 0308781 C711017 C711011 C71-1011					85069	89455	
	Models with Extended Sleeper Cab	R71-1005 12021064 R711005 1202-1064 1202K064							83024

T800

	Models with Link Cabmate KWB689-A Air Suspension and rear cab mount Kenworth P/N K235-1436 or K235-1488	12020012 1202-0012							83023
	Models with Link Cabmate KWB689-B or KWB689-C Air Suspension and rear cab mount Kenworth part # K235-1436 or K235-1488	12021043 12011043 1201-1043 1202-1043							83025
	Models with Link Cabmate KWMC642 Air Suspension	12020054 1202-0054							83021
01-24	Models with Hendrickson HMX 400/460 Haulmax with 17.5" & 18.5" Saddle	60680-005L 60680005L 60680005 60680-005					83142		
	Models with Hendrickson HMX 460 Haulmax with 16.5" Saddle	60680-004L 60680-004 60680004 60680004L					83143		

APPLICATION GUIDE

Year	Fitment Notes	OEM#					
				Fleetline	GasSLX		Fleetline

KENWORTH

T800 (cont)

KENWORTH

10-23	Models with Neway ADZ Rear Suspension	90045812 471700013186 471700004423 90045605 90045803		85109
08-23	Models with Air Glide 400L (AG400L) Rear Air Suspension	C71-1017 C711017 C711011 C71-1011		85069	89455
06-23	Models with Air Glide 460 (AG460) Rear Air Suspension	C711015 PLUS 671963 C711015 C71-1015 C71-1015 PLUS		85937
05-23	Models with 12,000 to 20,000 lb Front Axles	665858 B71-1001 B711001		85070	89459
04-23	Models with Hendrickson Primaax EX 232, 462 and 692 Air Suspension (8-1/2" to 10" Ride Height)	60657-003 60657003 60657003L 60657-003L		85072
98-23	Models with Link Cabmate KWB689-D and Severe service crossmembers	25333002 R71-1004 12021046 1202K046 1202-1046 R711004	83049
10-22	Models with Taper Leaf Springs on Front Axle	B71-1002 B711002 K374-16 K374-27 K374-26 K37416 K37427 K37426		85001	89410
06-22	Models with 38" Sleeper Cabs	12011264 T711000 12021264 T71-1000 1201-1264 1202-1264	83031
01-22	Models with Air Glide 400 (AG400) Rear Air Suspension	671962 C71-1014 C711014		85936	89456
00-22	Models with Reyco 1209 or 1212 Suspension (Steer Axle)	19495-01 1949501		83126	89430
93-22	Models with Hendrickson HAS - 210L or HAS - 230L Rear Air Suspension	60670008L 60670-008 47902-19 60670-008L 60670008		83123	89405
87-22	Models with Reyco 102 or 79KB Suspension (Drive Axle)	19495-01 1672501 16725-01 1949501 TK19679		83126	89430
01-21	Models with Air Glide 380 (AG380) Rear Air Suspension	C71-1016 C711016 C71-1002 C71-6015 C711002 C716015		85067	89451
87-21	Models with Chalmers 40,000 lb Rear Suspension	800670 665174		85060
07-18	Models with Air Glide 230 (AG230) Rear Air Suspension	671656 C71-1013 C711013		85985
95-11	All with Air Glide 200 with 46,000 lb Suspension with 8 air bags, 4 units required	665945 665906		85902
05	Models with Air Glide 460 (AG460) Rear Air Suspension	C711015 PLUS 671963 C711015 C71-1015 C71-1015 PLUS 671963-2		85937
87-99	Models with Reyco 1209 or 1212 Suspension (Steer Axle)	19495-01 1949501 TK19679		83126	89430

APPLICATION GUIDE

Year	Fitment Notes	OEM#					
				Fleetline	GasSLX		Fleetline

KENWORTH

KENWORTH

T800 (cont)

87-99	Models with Taper Leaf Springs on Front Axle	B71-1002 B711002 K374-16 K374-27 K374-26 K37416 K37427 K37426		85001	89410	
-------	--	--	--	-------	-------	--	------	------	------

T800, T800B, T800B(8X4), T800SH, T800H, T800W

	All with Air Glide 100 Suspension with 8 air bags, 4 units required	K374-29 K37432 K374-32 K37429			85310	89423
	All with Air Glide 200 with 40,000 lb Suspension with 8 air bags, 4 units required	665903 70701 665944			85900
	All with Air Glide 200 with 46,000 lb Suspension with 8 air bags, 4 units required	665945 665906			85902
	Models with Hendrickson Rear Air Suspension	4790224 47902-24			83137
	Models with Multiple Leaf Springs on Front Axle	B71-1003 B711003 K374-33 K3743 K37433 K374-3		83312	89409	
	Models with Neway Rear Air Suspension	90044089			83124	89407
	Models with Neway Rear Air Suspension (AD123-, AD246-)	90045132			85909
10-21	Models with Torsion Bar Bogey (2 rear axles) and KW Air Ride Suspension (with 4 air bags)	K374-28 K3744 K37428 K374-4			85314	89425
	Models with Air Glide 400 (AG400) Rear Air Suspension	671962 C71-1014 C711014			85936	89456





T800B, T800B(8X4), T800SH, T800H, T800W

07-09	Models with Air Glide 400 (AG400) Rear Air Suspension	671962 C71-1014 C711014			85936	89456
06-09	Models with Air Glide 230 (AG230) Rear Air Suspension	671656 C71-1013 C711013			85985
01-09	Models with Air Glide 380 (AG380) Rear Air Suspension	C71-1016 C711016 C71-1002 C71-6015 C711002 C716015			85067	89451
00-09	Models with Chalmers 40,000 lb Rear Suspension	665174			85060

T880

	With Hendrickson Rear Suspension	60675-017 60675017			85979
	23-24	Models with Air Glide 400 (AG400) Rear Air Suspension	671962 C71-1014 C711014			85936
14-24	Models with Hendrickson HMX 400/460 or 520 Haulmax with 16.5" Saddle	60680-004L 60680-004 60680004 60680004L			83143
	Models with Hendrickson HMX 400/460 or 520 Haulmax with 17.5" & 18.5" Saddle	60680-005L 60680005L 60680005 60680-005			83142
	Models with Neway ADZ Rear Suspension	90045812 471700013186 471700004423 90045605 90045803			85109
11-24	Models with Air Glide 460 (AG460) Rear Air Suspension	C71-1015A C711015 PLUS 671963 C711015 C71-1015 C71-1015 PLUS C711015A 671963-2			85937































APPLICATION GUIDE

Year	Fitment Notes	OEM#					
			 Fleetline	GasSLX	 Fleetline	GasSLX	Cab Shock Specialty Shock





















KENWORTH

KENWORTH





T880 (cont)

24	Models with Air Glide 400L (AG400L) Rear Air Suspension	C71-1017 C711017			85069
20-23	Models with Sleepers with O.E.M. Number (Shock only)	25523013 1201-8002 12018002			83081
16-23	Day Cab Models with O.E.M. Number	25523002 1201-8001 12018001			83908
14-23	Models with 10,000 lb to 14,600 lb Taperleaf Springs and Set Back Front Axles	B71-6019 B716019		85989	
	Models with 16,000 lb to 20,000 lb Taperleaf Springs and Set Back Front Axles	B716020 B71-6020		85989	
	Models with Air Glide 400L (AG400L) Rear Air Suspension	C71-1017 C711017			85069	89455
	Models with Hendrickson Primaax EX 462 Air Suspensions with 8 1/2" to 10" Ride Height	60657-003 60657003 60657003L 60657-003L			85072
23	Models with 18,000 lb to 23,000 lb Taperleaf Front Spring Suspension and Set Forward Front Axle.	B716011 B71-6011		85062	89408	
14-22	Models with Air Glide 400 (AG400) Rear Air Suspension	671962 C71-1014 C711014			85936	89456
	Models with Reyco 102 or 79KB Suspension (Drive Axle)	19495-01 1672501 16725-01 1949501			83126	89430
14-21	Models with Air Glide 380 (AG380) Rear Air Suspension	C71-1016 C711016 C71-1002 C71-6015 C711002 C716015			85067	89451
14-19	Models with Hendrickson Primaax EX 462 Air Suspensions (Standard with 12 1/2" - 14 3/8" - 15 1/2" Ride Height)	60665-011 60665011			85967
	Models with Watson & Chalin SL Series Steerable Lift Axle (8,000 to 13,500 lb)	11418 11418WAC			646177
14-18	Sleeper cab Models with Link Cab Suspension	12021046 1202-1046			83049
14-16	Models with O.E.M. Number	B716012 B71-6012		85119	

T2000

	Models with Multiple Leaf Springs on Front Axle	B71-1003 B711003 K374-33 K3743 K37433 K374-3		83312	89409	
	Models with PowerPacker Cab Suspension prior to 6/28/98	96027-10545 9602710545			83011
06-11	Models with 13,000 lb Front Axle	665858 B71-1001 B711001		85070	89459	
05-11	Models with Air Glide 400 (AG400) Rear Air Suspension	671962 C71-1014 C711014			85936	89456
	Models with Air Glide 460 (AG460) Rear Air Suspension	671963			85937
01-11	Models with Air Glide 380 (AG380) Rear Air Suspension	C71-1016 C711016 C71-1002 C711002			85067	89451
98-11	Models with PowerPacker Cab Suspension after 6/28/98	PP2582870			83012
97-11	All with Air Glide 100 Suspension with 8 air bags, 4 units required	K374-29 K37432 K374-32 K37429			85310	89423
	All with Air Glide 200 with 40,000 lb Suspension with 8 air bags, 4 units required	665903 70701 665944			85900
	All with Air Glide 200 with 46,000 lb Suspension with 8 air bags, 4 units required	665945 665906			85902

APPLICATION GUIDE

Year	Fitment Notes	OEM#					
				Fleetline	GasSLX		Fleetline

KENWORTH

KENWORTH

T2000 (cont)

97-11	Models with Link Cabmate KWT2000-A Air Suspension	R71-1005 12021064 R711005 1202-1064 1202K064	O	83024
	Models with Taper Leaf Springs on Front Axle	B71-1002 B711002 K374-16 K374-27 K374-26 K37416 K37427 K37426	O	O	O	O	O	O

VARIOUS

	Models with Hendrickson Primaax 260 or 520 Rear Air Suspension (10" Ride Height-Drum Brakes only)	60665013 60665-013	O	85965
	Models with Hendrickson Primaax EX 262 or 522 Rear Air Suspension (10" Ride Height)	60665013 60665-013	O	O	O	O
	Models with Hendrickson Primaax EX 262S or 522S Rear Air Suspension (10" Ride Height)	60665-011 60665011	O	O	O	O

W900

	Models with Link Cabmate KWB689-A Air Suspension and rear cab mount Kenworth P/N K235-1436 or K235-1488	12020012 1202-0012	O	83023
	Models with Link Cabmate KWB689-B or KWB689-C Air Suspension and rear cab mount Kenworth part # K235-1436 or K235-1488	12021043 12011043 1201-1043 1202-1043	O	O	O	O
	Models with Link Cabmate KWMC642 Air Suspension	12020054 1202-0054	O	O	O	O
10-24	Models with Neway ADZ Rear Suspension	90045812 471700013186 471700004423 90045605 90045803	O	O	O	O
08-24	Models with Air Glide 460 (AG460) Rear Air Suspension	C711015 PLUS 671963 C711015 C71-1015 C71-1015 PLUS 671963-2	O	O	O	O
01-24	Models with Hendrickson HMX 400/460 Haulmax with 16.5" Saddle	60680-004L 60680-004 60680004 60680004L	O	O	O	O
	Models with Hendrickson HMX 400/460 Haulmax with 17.5" & 18.5" Saddle	60680-005L 60680005L 60680005 60680-005	O	O	O	O
24	Models with Air Glide 400 (AG400) Rear Air Suspension	671962 C71-1014 C711014	O	O	O	O
	Models with Air Glide 400L (AG400L) Rear Air Suspension	C71-1017 C711017 C711011 C71-1011	I	I	I	I
10-23	Models with Taper Leaf Springs on Front Axle	B71-1002 B711002 K374-16 K374-27 K374-26 K37416 K37427 K37426	O	O	O	O	O	O
08-23	Models with Air Glide 400L (AG400L) Rear Air Suspension	C71-1017 C711017 C711011 C71-1011	I	I	I	I
06-23	Models with Link Cab Suspension	T711002 T71-1002 1202K065	O	O	O	O
04-23	Models with Air Glide 400 (AG400) Rear Air Suspension	671962 C71-1014 C711014	O	O	O	O
98-23	Models with Link Cabmate KWB689-D and Severe service crossmembers	25333002 R71-1004 12021046 1202K046 1202-1046 R711004	O	O	O	O

APPLICATION GUIDE

Year	Fitment Notes	OEM#					
			Fleetline	GasSLX	Fleetline	GasSLX	Cab Shock Specialty Shock

KING OF THE ROAD

CLASS A MOTORHOMES (cont)

04-06	Genesis Series MotorHomes with Freightliner XC Chassis	1618103000 16-18103-000 481700000493		85900	
		1616873000 16-16873-000 141700131809 1616736000 16-16736-000		85029

KING OF THE ROAD

KRYSTAL BUS

VARIOUS

	Krystal E-450 Shuttle bus	ASH1154 ASH-1154		G63622	
		ASH-1136 ASH1136		G63623

KRYSTAL BUS

KWK-LOC (JIFFLOX)

	Truck Dolly	CP-5222 522217 CP5222	O	85315	
--	-------------	-----------------------------	---	-------	------	--	------	------	--

KWK-LOC (JIFFLOX)

LEISURE TRAVEL

WONDER

19-22	MotorHomes with Ford Transit-350 Chassis		O		G64177	
-------	--	--	---	------	------	--	--------	------	--

LEISURE TRAVEL

LEYLAND TRUCK

VARIOUS

	Models with Air Trac Suspension (38000 or 40000 lb)	1456033			85311	89424	
--	---	---------	--	------	------	--	-------	-------	--

LEYLAND TRUCK

LGE COACHWORKS

	All Shuttle buses with Ford E350 and E450 Chassis	ASH-1154		G63622	
		ASH-1136		G63623

LGE COACHWORKS

LION

LION 6

	Electric Truck Models with Hendrickson Comfort Air Suspension (21K Capacity)	60670-018 60670-030L 60670030 60670018L 60670-030 60670030L 60670-018L 60670018			83166	
				83166

LION

LION 8

	Electric Truck Models with Hendrickson Comfort Air Suspension (21K Capacity)	60670-018 60670-030L 60670030 60670018L 60670-030 60670030L 60670-018L 60670018			83166	
				83166

VARIOUS

	Bus Chassis With Hendrickson HTS 210 Suspension (Type C School Bus Applications)	60665025 60665025L 60665-025 60665-025L			85036	89405	
		Buses with Hendrickson Softek Suspension with Drum and Disc Brakes	58913-009L 58913-009 58913009 58913009L		85959

LODAL INC.

	Refuse Truck	9960257	O	83122	89406		
--	--------------	---------	---	-------	-------	--	------	------	--

LODAL INC.

APPLICATION GUIDE

Year	Fitment Notes	OEM#					
			Fleetline	GasSLX	Fleetline	GasSLX	Cab Shock/ Specialty Shock

LONDON MIXER

VARIOUS (cont)

LONDON MIXER

Rear Discharge Mixers with Self - Steering Axle Shock	MB-37737-30	 	646155
---	-------------	------	--------

MACK

MACK

ADDITIONAL APPLICATIONS

	B Models	14QK-142 14QK142	 	 	85305
	CF Fire Chassis	14QK2102 14QK-2102	 	 	85304
	CM 422 Tractor	14QK-390 14QK390 V10242320	 	83105
	MB Models	14QK2100P4 14QK-2100P4	 	83207	89407	
		 	83221	 	83215
	Model 75 Bogie Axle	 	83215
	Models with Hendrickson AirTek Front Air Suspension	471700131921 14QK-422M 64838002 14QK422M 20469002 20485633 20469001 20485632 64838-002	 	85933	89454	
	Models with Hendrickson HAS-40LH Air Suspension (O.E. Number 57241-4)	14QK-413M4 14QK413M4	 	 	83110
	Models with Inverted Camelback Spring Suspension	14QK142P1 14QK-142P1	 	83215
	Models with MAC AL405 Suspension	14QK-413M 14QK413M	 	 	83111
	Models with Meritor AirLink Suspension	14QK-3100 14QK3100 44651211 446-51-211	 	 	85739
	Models with Neway Rear Suspension (With O.E.Stamping 90045099)	25633154	 	 	85906	89407
06-16	Models with Hendrickson 40,000 lb Primaax, Pimaax EX and FireMaax EX Air Suspension	60657-007 60657007	 	 	85072
75-79	W Models - Western	 	83207	89407	 	83215

ANTHEM

21-23	Anthem 64T Models with 12,000 to 12,500 lb Front Axles	23292027	 	85061	89450	
	Anthem 64T Models with O.E.M. Number	23159762 23159760	 	 	85188
18-23	Anthem 64T Day Cab Models with O.E.M. Number	23145372	 	83066
	Models with Hendrickson HMX 400/460 Haulmax with 16.5" Saddle	H60680004 60680-004L 60680-004 60680004 60680004L	 	 	83143
	Models with Hendrickson HMX 400/460 Haulmax with 17.5" & 18.5" Saddle	H60680005 25626196 14QK-5142 14QK5142 60680-005L 60680005L 60680005 60680-005	 	 	83142
21-22	Anthem 64T Models with 13,200 to 14,600 lb Front Axles	23292028	 	85061	89450	
18-21	Anthem 64T Models with Hendrickson HAS 400 or 460 Series Rear Suspension	60675001L 8083872 60675-001L 60675001 60675-001	 	 	85978
	Anthem 64T Sleeper Cab Models with O.E.M. Number	23327756 23030654	 	83910
	Models with Hendrickson HN - 522 Rear Suspension	60680003 60680-003L 60680-003 60680003L	 	 	83112
18-20	Anthem 64T Models with 13,200 lb Front Axles	14170005839 21436096	 	85061	89450	

APPLICATION GUIDE

Year	Fitment Notes	OEM#	 Fleetline GasSLX		 Fleetline GasSLX Cab Shock/ Specialty Shock		

MACK

MACK





ANTHEM (cont)

18-20	Anthem 64T Models with 40,000 lb Rear Air Suspensions	22202560 471700009647		85088
-------	---	--------------------------	------	------	--	-------	------	------

CH

89-05	CH Models with Hendrickson HA Series Air Suspension	14QK410M3 14QK-410M3 25625254	 	83125
		14QK410M2 14QK-410M2	 	83137
		CH600 Models with 12000 lb Taperleaf Spring	14QK-392AM3 25625743 14QK-392BM3 14QK392AM 14QK392BM 14QK-396 14QK392BM3 14QK-396M 14QK392AM3 14QK-392AM 14QK396M 14QK396 14QK-392BM	 	85005	89430
	CH600 Models with AL Suspension	14QK393M 14QK-393M	 	85010
	CH600 Models with ALV Hendrickson Suspension	57241-006 57241006 57241-006L 14QK-413M7 25625223 14QK-413M6 57241006L 14QK413M6 25622221 14QK413M7	 	83111
	CH600 Models with HAS400 MACK Air Suspension	4790225 14QK-410M 14QK410M 25625234 47902-25	 	83125
	CH600 Models with Hendrickson AL-405 Rear Suspension	57241-006 57241006 57241-006L 14QK-413M7 25625223 57241006L 14QK413M7	 	83111
	CH600 Models with Hendrickson HAS-40LH Air Suspension (O.E. Number 57241-4)	14QK-413M4 572414 57241-4 14QK413M4	 	83110
	CH600 Models with Hendrickson HN-2 Series Suspension	60680003 14QK-415M7 14QK-415M 25624241 60680-003L 14QK415M7 60680-003 14QK415M 60680003L	 	83112
	CH600 Models with Hendrickson Rear Air Suspension	14QK-393AM 47902-9 479029 14QK393AM	 	83123	89405
	CH600 Models with Neway AD Air Suspension Shock w/ extended length of 21.70"	90045099 14QK-414M 14QK414M	 	85906	89407
	CH600 Models with Neway AD Air Suspension Shock w/ extended length of 24.30"	14QK414M2 14QK-414M2 25624351	 	85909
	CH600 Models with ST34 Suspension	14QK2133M 25622466 14QK-2133M	 	85001	89410
	Models with O.E.M. Number	471700000426 14QK-421M 14QK421M	 	85014
		14QK-2113P6 14QK2113P6	 	85007

APPLICATION GUIDE

Year	Fitment Notes	OEM#					
				Fleetline	GasSLX		Fleetline

MACK

MACK

CH (cont)

89-05	Models with O.E.M. Number	14QK411 14QK-411M 14QK-411AM 14QK-411 25631922 14QK411M 14QK411AM							83007
	Models with Sleeper Cab	14QK-391AM2 14QK391AM2 14QK391AM 14QK-391AM							83041








CHN

05-07	CHN-613 Models with O.E.M. Number	20874147 14QK-3103M 14QK3103M							83050
04-07	CHN-613 Models w/ MACK Air Suspension	14QK3101M SDA47170000431 14QK-3101M 47170000431					85066	89448	
	CHN-613 Models with 12,000 lb Front Axle	20973993 14QK3107M 14QK-3107M	O O	85061	89450				
	CHN-613 Models with 14,600 lb Front Axle	14QK-434M 14QK434M 20998401	O O	85014					
	CHN-613 Models with Camelback Rear Suspension (SS34 & 38)	25625091					O	83215	

CHU

14-19	Day Cab Models with O.E.M. Number	23145372 21490486 21345869							83066
12-19	Models with O.E.M. Number	22662254 22662259							83901
11-19	CHU-613 Models with 40,000 lb Rear Air Suspensions	22202560 471700009647					O	85088	
08-19	CHU-613 Models with 12,000 lb or 14,600 lb Front Axle	14QK-434M 471700002861 14QK434M 20998401 SDA471700002861 20625775	O O	85014					
	CHU-613 Models with Camelback Rear Suspension (SS34 & 38)	14QK2107P2 25625091 14QK-2107P2					O	83215	
	CHU-613 Models with Hendrickson 38,000 lb Rear Air Suspension	60670-006 60670006L 14QK-424M 14QK424M 20570098 60670-006L 60670006					O	83147	
	CHU-613 Models with Hendrickson HAS 400 or 460 Series Rear Suspension	60675001L 8083872 60675-001L 60675001 60675-001					O	85978	
	CHU-613 Models with O.E.M. Number	20874147 14QK303M 14QK-303M 14QK-3103M 14QK3103M					O		83050
	Models with Sleeper Cabs with O.E.M. Number	25625637 14QK-399M3 14QK-399M2 14QK-399M 25625635 25625636 14QK399M 14QK399M3 14QK399M2					O		83045
04-07	CHU-613 Models with Hendrickson 38,000 lb Rear Air Suspension	60670-006 60670006L 14QK-424M 14QK424M 20570098 60670-006L 60670006					O	83147	





APPLICATION GUIDE

Year	Fitment Notes	OEM#	 Fleetline GasSLX		 Fleetline GasSLX Cab Shock/ Specialty Shock		
							































MACK

MACK





CHU (cont)

04-07	CHU-613 Models with Hendrickson HAS 400 or 460 Series Rear Suspension	60675001L 8083872 60675-001L 60675001 60675-001	 	85978
07	CHU-613 Models with 40,000 lb Rear Air Suspensions	14QK-2136M 20897198 14QK2136M	 	85061	89450

CL

91-07	CL600, CL700 Models with ALV Hendrickson Suspension	57241-006 57241006 57241-006L 14QK-413M7 25625223 14QK-413M6 57241006L 14QK413M6 25622221 14QK413M7	 	83111
	CL600, CL700 Models with HAS400 MACK Air Suspension	4790225 14QK-410M 14QK410M 25625234 47902-25	 	83125
	CL600, CL700 Models with Hendrickson HA Series Air Suspension	14QK410M3 14QK-410M3 25625254	 	83125
		14QK410M2 14QK-410M2	 	83137
	CL600, CL700 Models with Hendrickson HN-2 Series Suspension	60680003 14QK-415M7 14QK-415M 25624241 60680-003L 14QK415M7 60680-003 14QK415M 60680003L	 	83112
	CL600, CL700 Models with Hendrickson Rear Air Suspension	14QK-393AM 47902-9 479029 14QK393AM	 	83123	89405
	CL600, CL700 Models with Multileaf Spring Suspension	14QK-392BM2 14QK392BM2 25624862	 	85321	 
	CL600, CL700 Models with Neway AD Air Suspension Shock w/ extended length of 21.70"	90045099 14QK-414M 14QK414M	 	85906	89407
	CL600, CL700 Models with Neway AD Air Suspension Shock w/ extended length of 24.30"	14QK414M2 14QK-414M2 25624351	 	85909
	CL600, CL700 Models with ST34 Suspension	14QK2113 25632145 14QK2133M 25622466 25621955 14QK-2133M 14QK-2113	 	85001	89410	 
CL600, CL700 Models with Steering Axle & Taperleaf Spring	14QK-392AM2 14QK-392AM3 14QK392AM3 14QK-392AM 25625743 14QK392AM 14QK392BM 14QK-392BM 14QK392AM2	 	85005	89430	 	
Models with O.E.M number	14QK-391AM2 14QK391AM2 14QK391AM 14QK-391AM	 	83041	

CS, MS - MID - LINER SERIES

86-01	CS Models Mid-Liner with O.E.M Number	4103-5000546892 41035000546892 41035000447861 4103-5000447861 V10234121 V10242320	 	83105	 
-------	---------------------------------------	--	--	-------	------	--	------	------

APPLICATION GUIDE

Year	Fitment Notes	OEM#					
				Fleetline	GasSLX		Fleetline

MACK

MACK

CT

05-07	Models with 20,000 lb Front Axles	14QK-3108M 20863239 14QK-427M 25626048 14QK3108M 14QK427M 47170000445	O I	85080
	Models with O.E.M. Number	14QK-3116M 14QK3116M	O O	83101
		20874147 14QK-3103M 14QK3103M		O I	83050

CTX

	Models with O.E.M. Number	20874147 14QK303M 14QK-303M 14QK-3103M 14QK3103M		O I	83050
--	---------------------------	--	--	------	------	--------	------	------	-------

CV

02-08	CV-713 Models with 18,000 lb Front Axles	14QK366 25625151 14QK-366	O O	85036	89405	
	CV-713 Models with Hendrickson HN-2 Models Suspension	60680003 14QK-415M7 14QK-415M 25624241 60680-003L 14QK415M7 60680-003 14QK415M 60680003L	O I		83112
	Models with Hendrickson HMX 400/460 Haulmax with 16.5" Saddle	H60680004 60680-004L 60680-004 60680004 60680004L	O I		83143
	Models with Hendrickson HMX 400/460 Haulmax with 17.5" & 18.5" Saddle	H60680005 25626196 14QK-5142 14QK5142 60680-005L 60680005L 60680005 60680-005	O I		83142
01-08	Models with O.E.M number	14QK391BM 14QK-391BM		O I	83041

CX

00-05	Models with Sleeper Cabs with O.E.M. Number	25625637 14QK-399M3 14QK-399M2 14QK-399M 25625635 25625636 14QK399M 14QK399M3 14QK399M2		O I	83045
98-05	CH Models with Hendrickson HA Series Air Suspension	14QK410M2 14QK-410M2		O O	83137
	CX Vision Models w/ Hendrickson Air Suspension	14QK-431M 14QK431M		O O	85061	89450
	CX Vision Models w/ Parabolic Spring	14QK-431M 14QK431M		O O	85061	89450
	CX Vison Models w/ MACK Air Suspension	14QK3101M SDA47170000431 14QK-3101M 47170000431		O O	85066	89448
	Models with 12000 lb Taperleaf Front Suspension	14QK-392AM3 25625743 14QK-392BM3 14QK392AM 14QK392BM 14QK-396 14QK392BM3 14QK-396M 14QK392AM3 14QK-392AM 14QK396M 14QK396 14QK-392BM	O O	85005	89430	

APPLICATION GUIDE

Year	Fitment Notes	OEM#					
				Fleetline	GasSLX		Fleetline

MACK

MACK

CX (cont)

98-05	Models with ALV Hendrickson Suspension	57241-006 57241006 57241-006L 25625223 14QK-413M6 57241006L 14QK413M6 25622221			83111
	Models with HAS400 MACK Air Suspension	4790225 14QK-410M 14QK410M 25625234 47902-25			83125
	Models with Hendrickson HA Series Air Suspension	14QK410M3 14QK-410M3 25625254			83125
	Models with Hendrickson HAS-40LH Air Suspension (O.E. Number 57241-4)	14QK-413M4 572414 57241-4 14QK413M4			83110
	Models with Hendrickson HN-2 Series Suspension	60680003 14QK-415M7 14QK-415M 25624241 60680-003L 14QK415M7 60680-003 14QK415M 60680003L			83112
	Models with MAC AL405 Suspension	57241-006 57241006 57241-006L 14QK-413M7 25625223 57241006L 14QK413M7			83111
	Models with Neway AD Air Suspension Shock w/ extended length of 21.70"	90045099 14QK-414M 14QK414M			85906	89407
	Models with Neway AD Air Suspension Shock w/ extended length of 24.30"	14QK414M2 14QK-414M2 25624351			85909
	Models with O.E.M. Number	141700000373 20513881		85061	89450	

CXN

	DayCab Models with O.E.M. Number	21345869		83066
05-08	CXN-613 Models with 12,000 lb Front Axles	SDA141700000380 20973993 14QK-3114M 14QK3114M		85061	89450	
	CXN-613 Models with Hendrickson 38,000 lb Rear Air Suspension	60670-006 60670006L 14QK-424M 14QK424M 20570098 60670-006L 60670006			83147
	CXN-613 Models with O.E.M. Number	20874147 14QK-3103M 14QK3103M		83050
04-08	CXN-613 Models with Hendrickson AirTek Front Air Suspension	14QK-422M 14QK-322M 64838002 14QK322M 14QK422M 20485633 64838-002		85933	89454	
	Models with O.E.M. Number	471700000426 14QK-421M 14QK421M		85014
	Models with Sleeper Cabs with O.E.M. Number	25625637 14QK-399M3 14QK-399M2 14QK-399M 25625635 25625636 14QK399M 14QK399M3 14QK399M2		83045
08	CXN-613 Models with 40,000 lb Rear Air Suspensions	14QK-2136M 20897198 14QK2136M			85061	89450

APPLICATION GUIDE

Year	Fitment Notes	OEM#					
			Fleetline	GasSLX	Fleetline	GasSLX	Cab Shock Specialty Shock

MACK

MACK

CXN (cont)

05-07	CXN-613 Models w/ MACK Air Suspension	14QK3101M SDA47170000431 14QK-3101M	O	85066	89448
-------	---------------------------------------	---	------	------	---	-------	-------	------

CXP

06-07	CXP-613 Day Cab Models	20874147 14QK-3103M 14QK3103M	O	83050
	CXP-613 Models with 12,000 lb Front Axles	SDA14170000380 20973993 14QK-3114M 14QK3114M	O	85061	89450
	CXP-613 Models with 40,000 lb Rear Air Suspensions	14QK-2136M 471700002626 20897198 14QK2136M	O	85061	89450
	Models with Sleeper Cabs with O.E.M. Number	25625637 14QK-399M3 14QK-399M2 14QK-399M 25625635 25625636 14QK399M 14QK399M3 14QK399M2	O	83045

CXU

12-19	Models with O.E.M. Number	22662254 22662259	O	83901
11-19	CXU613 Models with 40,000 lb Rear Air Suspensions	21462382 22202559 21462384 22202560 471700009647 471700006039 471700009646	O	85088
08-19	Day Cab Models with O.E.M. Number	21490486 21345869	O	83066
	Models with Sleeper Cabs with O.E.M. Number	25625637 14QK-399M3 14QK-399M2 14QK-399M 25625635 25625636 14QK399M 14QK399M3 14QK399M2	O	83045
11-18	CXU613 Models with 12,000 - 14,600 lb Front Axles	141700005839 21436096	O	85061	89450
08-11	Models with O.E.M. Number	20874147 14QK303M 14QK-303M 14QK-3103M 14QK3103M	O	83050
08-10	CXU613 Models with 12,000 lb Front Axles	SDA14170000380 20973993 141700000380 14QK-3114M 14QK3114M	O	85061	89450
	CXU613 Models with 40,000 lb Rear Air Suspensions	14QK-2136M 471700002626 20897198 14QK2136M	O	85061	89450

DM

81-03	DM Models	O	83209	89414	O	83215
	Models with O.E.M. Number	14QK-2100P8 25622345 14QK2100P8	O	83242

F SERIES

	F Models (exc. Eastern)	O	83207	89407	O	83215
	F Models - Eastern	O	83221
	F Models with Standard Suspension	O	O	85305
	Fire Truck	O	85302	89420

APPLICATION GUIDE

Year	Fitment Notes	OEM#					
				Fleetline	GasSLX		Fleetline

MACK

MACK

F SERIES (cont)

	FL Models - Western	14QK2100P4 14QK143 14QK-2100P4 14QK-143	 	83207	89407
--	---------------------	--	------	-------	-------	------	------	------

GRANITE

	GU-713 or GU-813 Models with 46,000 lb Mack Mride Rear Suspension	21979343	 	 	85065
	Models with O.E.M. Number	21979343 471700008934	 	 	85065
21-24	Models with O.E.M. Number	22662254 22662259	 	83901
18-24	Granite 64BR & 64FR Models with 20,000 lb Front Axle	21010744	 	83101
15-24	Models with 14,600 lb to 18,000 lb Multi-Leaf Front Springs	21010744 14QK-3116M 14QK3116M	 	83101
	Models with Hendrickson HAS Series Rear Suspension	23568046 60675-13 6067513 22314111	 	 	85036	89405
	Models with Hendrickson HMX 400/460 Haulmax with 16.5" Saddle	H60680004 60680-004L 60680-004 60680004 60680004L	 	 	83143
	Models with Hendrickson HMX 400/460 Haulmax with 17.5" & 18.5" Saddle	H60680005 25626196 14QK-5142 14QK5142 60680-005L 60680005L 60680005 60680-005	 	 	83142
18-23	Granite 64BR & 64FR Models with 46,000 lb Mack Mride Rear Suspension	21979343 471700008934	 	 	85065
15-22	Models with Hendrickson HAS 400 or 460 Series Rear Suspension	60675001L 8083872 60675-001L 60675001 60675-001	 	 	85978
18-20	Granite 64BR & 64FR Models with Hendrickson HN - 462	25625241 60680003 60680-003L 60680-003 60680003L	 	 	83112
15-19	GU713 and GU813 Models with O.E.M. Number	14QK-432M 14QK432M 20873442	 	83050
		21490486 21345869	 	83066
	GU713 or GU813 Models with Hendrickson 38,000 lb Rear Air Suspension	60670-006 60670006L 14QK-424M 14QK424M 20570098 60670-006L 60670006	 	 	83147
	Models with O.E.M. Number	22662254 22662259	 	83901
15-17	Models with 12,000 lb or 14,600 lb Front Axle	14QK-434M 14QK434M 20998401	 	85014
01-14	Models with Hendrickson HMX 400/460 Haulmax with 16.5" Saddle	H60680004 60680-004L 60680-004 60680004 60680004L	 	 	83143
	Models with Hendrickson HMX 400/460 Haulmax with 17.5" or 18.5" Saddle Height	H60680005 25626196 14QK-5142 14QK5142 60680-005L 60680005L 60680005 60680-005	 	 	83142

GU4

12-19	GU432 Models with 12,000 lb or 14,600 lb Front Axle	14QK-434M 14QK434M 20998401	 	85014
-------	---	-----------------------------------	------	-------	------	------	------	------	------

APPLICATION GUIDE

Year	Fitment Notes	OEM#					
				Fleetline	GasSLX		Fleetline

MACK

MACK

GU4 (cont)

12-19	GU432 Models with 14,600 lb to 18,000 lb Multi-Leaf Front Springs	21010744	O O	83101	
	GU432 Models with Hendrickson HAS 400 or 460 Series Rear Suspension	60675001L 8083872 60675-001L 60675001 60675-001	O O	O O	85978
	GU432 Models with O.E.M. Number	22662254 22662259	O O	83901

GU5

12-18	GU532 Models with 14,600 lb to 18,000 lb Multi-Leaf Front Springs	21010744	O O	83101	
	GU533 Models with 12,000 lb or 14,600 lb Front Axle	14QK-434M 14QK434M 20998401	O O	85014	
	GU533 Models with Hendrickson HAS 400 or 460 Series Rear Suspension	60675001L 8083872 60675-001L 60675001 60675-001	O O	O O	85978
	GU533 Models with O.E.M. Number	22662254 22662259	O O	83901

GU7

09-19	GU713 Models with O.E.M. Number	21490486 21345869		83066	
08-19	GU713 Models with 14,600 lb to 18,000 lb Multi-Leaf Front Springs	21010744 14QK-3116M 14QK3116M	O O	83101	
	GU713 Models with Hendrickson 38,000 lb Rear Air Suspension	60670-006 60670006L 14QK-424M 14QK424M 20570098 60670-006L 60670006	O O	O O	83147
	GU713 Models with Hendrickson HAS 400 or 460 Series Rear Suspension	60675001L 8083872 60675-001L 60675001 60675-001	O O	O O	85978
	GU713 Models with Hendrickson HAS Series Rear Suspension	60675-13 6067513 22314111	O O	85036	89405
	GU713 Models with O.E.M. Number	14QK-432M 14QK432M 20873442	O O	83050
		22662254 22662259	O O	83901	
08-10	GU-713 Models with 20,000 lb Front Axles	14QK-3108M 20863239 14QK-427M 25626048 14QK3108M 14QK427M 471700000445	O O	85080	

GU8

09-19	GU813 Models with O.E.M. Number	21490486 21345869		83066	
08-19	GU813 Models with 14,600 lb to 18,000 lb Multi-Leaf Front Springs	21010744 14QK-3116M 14QK3116M	O O	83101	
	GU813 Models with Hendrickson 38,000 lb Rear Air Suspension	60670-006 60670006L 14QK-424M 14QK424M 20570098 60670-006L 60670006	O O	O O	83147
	GU813 Models with Hendrickson HAS 400 or 460 Series Rear Suspension	60675001L 8083872 60675-001L 60675001 60675-001	O O	O O	85978
	GU813 Models with Hendrickson HAS Series Rear Suspension	60675-13 6067513 22314111	O O	85036	89405

APPLICATION GUIDE

Year	Fitment Notes	OEM#	 Fleetline GasSLX		 Fleetline GasSLX Cab Shock/ Specialty Shock		

MACK

MACK

GU8 (cont)

08-19	GU813 Models with O.E.M. Number	14QK-432M 14QK432M 20873442	○	83050
		22662254 22662259	○	83901
08-10	GU-813 Models with 20,000 lb Front Axles	14QK-3108M 20863239 14QK-427M 25626048 14QK3108M 14QK427M 47170000445	○	85080

LE

10	LE & LEU 613 Models with Ridewell RD-202S HD Tandem Drive Truck Suspension	1252607B000	○	85702
	LEU 613 Models with 20,000 lb Front Axle	21002497	○	85972
	Models with Hendrickson HMX 400/460 Haulmax with 16.5" Saddle	60680-004L 60680-004 60680004 60680004L	○	83143
	Models with Hendrickson HMX 400/460 Haulmax with 17.5" & 18.5" Saddle	H60680005 25626196 14QK-5142 14QK5142 60680-005L 60680005L 60680005 60680-005	○	83142
01-07	Models with Hendrickson HMX 400/460 Haulmax with 16.5" Saddle	60680-004L 60680-004 60680004 60680004L	○	83143
	Models with Hendrickson HMX 400/460 Haulmax with 17.5" & 18.5" Saddle	H60680005 25626196 14QK-5142 14QK5142 60680-005L 60680005L 60680005 60680-005	○	83142
01-06	LE 613 Models with O.E.M Number	14QK366P4 14QK-366P4 25625187	○	83209	89414

LEU

10-16	LE & LEU 613 Models with Ridewell RD-202S HD Tandem Drive Truck Suspension	1252607B000	○	85702
	LEU 613 Models with 20,000 lb Front Axle	21002497	○	85972
08-16	Models with Hendrickson HMX 400/460 Haulmax with 17.5" & 18.5" Saddle	H60680005 25626196 14QK-5142 14QK5142 60680-005L 60680005L 60680005 60680-005	○	83142
08-15	Models with Hendrickson HMX 400/460 Haulmax with 16.5" Saddle	60680-004L 60680-004 60680004 60680004L	○	83143
09	LEU 613 Models with 18,000 lb Front Axle	14QK372M2 14QK-372M2 25632561	○	83209	89414





LR

19-24	LR64R Models with 20,000 lb Front Axle	21002497	○	85972
-------	--	----------	---	-------	-------	-------	-------	-------

MD6

24	Models with 10,000 lb Taperleaf Springs	78530771 471700015341	○	83127
	Models with O.E.M. Number	23159760	○	○	85188
		23145372	○	83066
23	Models with 10,000 lb Taperleaf Springs	78530771 471700015341	○	83127







APPLICATION GUIDE

Year	Fitment Notes	OEM#					
				Fleetline	GasSLX		Fleetline





MACK

MACK










MD6 (cont)

23	Models with O.E.M. Number	23159760				85188		
		23145372					83066
21-22	Models with 10,000 lb Taperleaf Springs	78530771		83127		
		471700015341	
	Models with O.E.M. Number	23159760				85188	
		23145372					83066








MD7

21-24	Models with 12,000 lb Taperleaf Springs	78530771		83127		
		471700015341	
	Models with O.E.M. Number	23159760				85188	
		23145372					83066



MH

89-94	Models with Air Cab	14QK376 14QK374 14QK-374 14QK-376						83003
83-94	MH Models - 4" Wide Springs	14QK-373 14QK-378M 14QK373 14QK378M 25623321		83215		
		MH Models with Camelback Rear Suspension (SS34 & 38)	14QK-2107P1 14QK2107P2 25625091 14QK2107P1 14QK-2107P2				83215	
	MH Models with Neway ARD-234 Air Suspension	14QK-375M 14QK375M				83123	89405
	MH Models with O.E.M. Number	14QK-377M 14QK377M		83215		
		14QK2113P5 14QK-2133M2 14QK-2113P5 14QK2133M 25622466 14QK2133M2 14QK-2133M		85001	89410	
		14QK-392AM 14QK392AM		85005	89430	
MH Models with Taperleaf Rear Suspension	14QK-2113P4 14QK2113P4				85007		

MR

08	MR600 Models with 20,000 lb Front Axle	14QK366P4 14QK-366P4 25625187		83209	89414				
	MR600 Models with Camelback Rear Suspension (SS34 & 38)	14QK-2107P1 14QK2107P2 25625091 14QK2107P1 14QK-2107P2				83215	
	MR600 Models with Hendrickson HMX 400/460 Haulmax with 16.5" Saddle	H60680004 60680-004L 60680-004 60680004 60680004L				83143	
	MR600 Models with Hendrickson HMX 400/460 Haulmax with 17.5" or 18.5" Saddle Height	H60680005 25626196 14QK-5142 14QK5142 60680-005L 60680005L 60680005 60680-005				83142	
01-07	MR600 Models with Hendrickson HMX 400/460 Haulmax with 16.5" Saddle	H60680004 60680-004L 60680-004 60680004 60680004L				83143	

APPLICATION GUIDE

Year	Fitment Notes	OEM#					
			Fleetline	GasSLX	Fleetline	GasSLX	Cab Shock Specialty Shock

MACK

MACK

MR (cont)

01-07	MR600 Models with Hendrickson HMX 400/460 Haulmax with 17.5" or 18.5" Saddle Height	H60680005 25626196 14QK-5142 14QK5142 60680-005L 60680005L 60680005 60680-005	83142
81-07	Models with Front Taperleaf Springs	14QK366 25625151 14QK366P1 14QK-366P1 14QK-366	85036	89405
	MR600 Models with 20,000 lb Front Axle	14QK366P4 14QK-366P4 25625187	83209	89414
	MR600 Models with Camelback Rear Suspension (SS34 & 38)	14QK-2107P1 14QK2107P2 25625091 14QK2107P1 14QK-2107P2	83215

MRU

08-19	MRU613 Models with 20,000 lb Front Axle	14QK-3115M 14QK3115M 21002497	85972
	MRU613 Models with 46,000 lb Mack Mride Rear Suspension	21979343 471700008934	85065
	MRU613 Models with O.E.M. Number	14QK366P4 14QK-366P4 25625187	83209	89414

MS200P MID-LINER

84-01	Models with O.E.M. Number	V10234121	83105
80-82	Models with O.E.M. Number	V10234121	83105

MS300P MID-LINER

81-01	Models with O.E.M. Number	V10234121	83105
-------	---------------------------	-----------	-------	-----	-----	-----	-----

PINNACLE

19-22	Models with 12,000 lb or 14,600 lb Front Axle	20998401	85014
18-22	Day Cab Models with O.E.M. Number	23145372	83066
	Models with Hendrickson HAS 400 or 460 Series Rear Suspension	60675001L 8083872 60675-001L 60675001 60675-001	85978
19-21	Models with Hendrickson 40,000 lb Pimaax EX and FireMaax EX Air Suspension	20782199 60657-007 60657007	85072
18-21	Pinnacle 64T Sleeper Cab Models with O.E.M. Number	23327756 23030654	83910
18-19	Models with O.E.M. Number	20874147 14QK303M 14QK-303M 14QK-3103M 14QK3103M	83050
18	Anthem 64T Sleeper Cab Models with O.E.M. Number	23030654	83910

R

89-91	RB 600 Models (Drive Axle)	14QK-2107 14QK2107	83215
		14QK393M 14QK-393M	85010
81-91	Models with Cab Air suspension	14QK-2111-P4 14QK2111P4	83019
	Models with Front Taperleaf Springs	14QK366 25625151 14QK366P1 14QK-366P1 14QK-366	85036	89405

APPLICATION GUIDE

Year	Fitment Notes	OEM#					
				Fleetline	GasSLX		Fleetline

MACK

MACK

R (cont)

81-91	Models with Link Cabmate Model MCR600	1201-0012 12010012 12020012 1202-0012	O	O	83023	
	Models with O.E.M. Number	14QK-2110 25632147 14QK2110 14QK2115 14QK-2115	O	85305	O
		14QK-29302 14QK29302	O	83207	89407	O
		14QK-382 14QK382P2 14QK382 14QK-382-P2	O	O	83018
	R, U, RD 600 Models/ MR600 Models with Front Taperleaf Springs	14QK366 25625151 14QK366P1 14QK-366P1 14QK-366	O	85036	89405	O
R600 Models-3 1/2" Wide springs	14QK366P1 14QK-366P1	O	85036	89405	O	
83-85	RD Models with ST34 Suspension	14QK2133M 25622466 14QK-2133M	O	85001	89410	O	

RB

92-05	RB 600 Models (Drive Axle)	14QK-2107 14QK2107	O	83209	89414	O
-------	----------------------------	-----------------------	---	-------	-------	---	------	------	------

RD

07	Models with Cab Air suspension	14QK-2111-P4 14QK2111P4	O	O	83019	
	Models with Front Taperleaf Springs	14QK366 25625151 14QK366P1 14QK-366P1 14QK-366	O	85036	89405	O
		Models with O.E.M. Number	14QK-2110 25632147 14QK2110 14QK2115 14QK-2115	O	85305	O
			14QK-29302 14QK29302	O	83207	89407	O
	RD600 Models-3 1/2" Wide springs	14QK-382 14QK382P2 14QK382 14QK-382-P2	O	O	83018
		14QK366P1 14QK-366P1	O	85036	89405	O
81-04	Models with Cab Air suspension	14QK-2111-P4 14QK2111P4	O	O	83019	
	Models with Front Taperleaf Springs	14QK366 25625151 14QK366P1 14QK-366P1 14QK-366	O	85036	89405	O	
		Models with O.E.M. Number	14QK-2110 25632147 14QK2110 14QK2115 14QK-2115	O	85305	O
			14QK-29302 14QK29302	O	83207	89407	O
	RD600 Models-3 1/2" Wide springs	14QK-382 14QK382P2 14QK382 14QK-382-P2	O	O	83018
		14QK366P1 14QK-366P1	O	85036	89405	O

RS

81-89	Models with Link Cabmate Model MCR600	1201-0012 12010012 12020012 1202-0012	O	O	83023
-------	---------------------------------------	--	---	------	------	---	------	------	-------

APPLICATION GUIDE

Year	Fitment Notes	OEM#					
				Fleetline	GasSLX		Fleetline

MACK

MACK

RW

85-93	RW Models - 4" Wide Springs	14QK-373 14QK-378M 14QK373 14QK378M 25623321	 	83215
	RW Models with Camelback Rear Suspension (SS34 & 38)	14QK-2107P1 14QK2107P2 25625091 14QK2107P1 14QK-2107P2	 	83215
	RW Models with Neway ARD-234 Air Suspension	14QK-375M 14QK375M	 	83123	89405
	RW Models with O.E.M. Number	14QK-377M 14QK377M	 	83215
		14QK2113P5 14QK-2133M2 14QK-2113P5 14QK2133M 25622466 14QK2133M2 14QK-2133M	 	85001	89410
		14QK-392AM 14QK392AM	 	85005	89430
	RW Models with Taperleaf Rear Suspension	14QK-2113P4 14QK2113P4	 	85007

TD700

10-17	TD-713 Models with 20,000 lb Front Axle	21436094	 	85927	
	TD-713 Models with Hendrickson 38,000 lb Rear Air Suspension	60670-006 60670006L 14QK-424M 14QK424M 20570098 60670-006L 60670006	 	83147
	TD-713 Models with Hendrickson 40,000 lb Pimaax EX and FireMaax EX Air Suspension	20782199 60657-007 60657007	 	85072
	TD713 Models with Hendrickson HAS 400 or 460 Series Rear Suspension	60675001L 8083872 60675-001L 60675001 60675-001	 	85978
	Titan TD713 Models with Hendrickson HAS Series Rear Suspension	60675-13 6067513 22314111	 	85036	89405

TERRAPRO

18-21	Models with 20,000 lb Front Axle	14QK-3115M 14QK3115M 21002497	 	85972
-------	----------------------------------	-------------------------------------	------	-------	------	------	------	------	------

TITAN

10-17	Models with 20,000 lb Front Axle	21436094	 	85927
08-17	Models with Hendrickson 38,000 lb Rear Air Suspension	60670-006 60670006L 14QK-424M 14QK424M 20570098 60670-006L 60670006	 	83147
	Models with Hendrickson 40,000 lb Pimaax EX and FireMaax EX Air Suspension	20782199 60657-007 60657007	 	85072
	Models with Hendrickson HAS 400 or 460 Series Rear Suspension	60675001L 8083872 60675-001L 60675001 60675-001	 	85978
	Models with Hendrickson HAS Series Rear Suspension	60675-13 6067513 22314111	 	85036	89405
08-09	Models with 20,000 lb Front Axle	14QK-493M 14QK493M 21155033	 	83101

APPLICATION GUIDE

Year	Fitment Notes	OEM#					
				Fleetline	GasSLX		Fleetline

MACK

MACK

U

81-89	Models with Front Taperleaf Springs	14QK366 25625151 14QK366P1 14QK-366P1 14QK-366		85036	89405				
-------	-------------------------------------	--	--	-------	-------	--	--	--	--

MAN

MAN

VARIOUS

	Americana Bus with O.E.M. Numbers	81-43701-6572		85708							
		81437016572		85708							
		81-43701-6573 81437016573		85722							
		81-43701-6543 25-1700-106-654 251700106654				85708		
		81437016543				85708		
		Articulating Bus - Drive Axle		81437016537 81-43701-6537				85709
		Articulating Bus - Front Axle		81437016538 81-43701-6538		85708	
		Articulating Bus - Trailing Axle		81437016539 81-43701-6539				85708
	Models with O.E.M. Number	134								
		81-43701-6609 9020M-1042 81437016609 9020M1042				85709		

MANDALAY COACH

MANDALAY COACH

CLASS A MOTORHOMES

04-06	Mandalay Series MotorHomes with Freightliner XC Chassis	16-16874-000 1616874000 1616737000 16-16737-000 141700131810		83160				
		1618103000 16-18103-000 481700000493		85900				
		1616873000 16-16873-000 141700131809 1616736000 16-16736-000				85029
06	Presidio & Valencia Series MotorHomes with Freightliner XC Chassis	16-16874-000 1616874000 1616737000 16-16737-000 141700131810		83160				
		1618103000 16-18103-000 481700000493		85900				
		141700131809 1616736000 16-16736-000				85029

MARMON HERRINGTON

MARMON HERRINGTON

57 GLIDER

96-97	Conventional Tractors with Link Cabmate Model MARC57-B	12020054 12010054 1201-0054 1202-0054					
90-94	Conventional Tractors with Link Cabmate Model MARC57-B	12020054 12010054 1201-0054 1202-0054					
		12020054 12010054 1201-0054 1202-0054				83021





MC NEILUS TRUCK & MAN.

MC NEILUS TRUCK & MAN.

VARIOUS

	Booster Axles	1170719 600-115994B							
--	---------------	------------------------	--	--	--	--	--	--	--

APPLICATION GUIDE

Year	Fitment Notes	OEM#							
				Fleetline	GasSLX		Fleetline	GasSLX	Cab Shock Specialty Shock

MC NEILUS TRUCK & MAN.

MC NEILUS TRUCK & MAN.

VARIOUS (cont)

	600-188206			646155
Bridgemaster V models with Self - Steering Axle Shocks				
Mc Neilus part number	1139039 MTM	85334
	1410046 MTM	85919
	1340976 MTM		
	1396513 MTM	85959
	12405FX1 MTM	85303	89422
	4HA569 MTM	85932	89453
	4KP398 MTM	85933	89454
	5HB645 MTM	83109
	3215395 MTM	83112
	1139046 MTM		
	1398980 MTM	83127
	6HB390 MTM	83137
	1340975 MTM	83142
	1340979 MTM	83143
	1367383 MTM	83147
	1411765 MTM	83148
	8KK524 MTM	83168
	1333575 MTM	85072
	9KK464 MTM	85079
	1404068 MTM	85087
	1323106 MTM	85305
	1468783 MTM	85345
	1431085 MTM	85738
	6HD720 MTM	85909
	1433009 MTM	85962
	1432386 MTM	85965
	1KK552 MTM	85967
	9HB362 MTM	85976
	5KK247 MTM	85977
	1485576 MTM	85979
	6HA961 MTM	83123
	6HS773 MTM	83122
	7HS237 MTM	89405
	1139059 MTM	83207
	3HR916 MTM	89406
	7HS534 MTM	83207
	1139069 MTM	85906
	3HR582 MTM	89407
	5HA994 MTM	83209
	64442AX MTM	85013
	1491909 MTM	89414
	6KP857 MTM	85916
	1360386 MTM	83128
	2218640 MTM	89436
				85000
				89436
				85323
				89436
				83009

APPLICATION GUIDE

Year	Fitment Notes	OEM#					
				Fleetline	GasSLX		Fleetline

MC NEILUS TRUCK & MAN. VARIOUS (cont)

MC NEILUS TRUCK & MAN.

	Pusher Axles	600-115994B	 	632147
--	--------------	-------------	------	--------

MERITOR

MERITOR

FS230 TRAILER SUSPENSION

	FS230 Trailer Suspension (Light Duty)	A7805P1030 A-7805P-1030 680705	 	85737
	FS230 Trailer Suspension (Std Duty)	A-7805L-1026 A7805L1026 671507	 	87015
	FS230T	21227751 671020	 	87015
	Meritor Kit 11210 includes washers and nuts (For Shock only)	KIT11210	 	87015

MTA 25T / MTA 30T TRAILER AIR SUSPENSION

	Meritor Kit 11375 includes other components (For Shock only)	KIT11375	 	86200
	Meritor Kit 11376 includes other components (For Shock only)	KIT11376	 	86200
	Meritor Kit 11389 includes other components (For Shock only)	KIT11389	 	86200
	Meritor Kit 11402 includes other components (For Shock only)	KIT11402	 	86200
	MTA 25T / MTA 30T Trailer Air Suspension	A-7805F-1020 A7805F1020 671506 7805-F-1020 7805F1020	 	86200

RHP TRAILER SUSPENSION

01-21	RHP11, RHP55 and RideSentry Trailer Suspension	A-7805L-1000 A-3280-M-9711 671907 A7805L1000 A3280M9711 202447	 	85919
97-00	RHP11, RHP55 and RideSentry Trailer Suspension	A-3280-M-9711 A3280M9711 202447	 	85919

VARIOUS

	Air Link Suspensions with O.E.M. Number	14QK-3100 14QK3100 44651211 446-51-211	 	85739
	AL460 Air Link Suspension	700115	 	85712
	AL520 Air Link Suspension	700115	 	85712
	RFS 23T / 25T / 30T Trailer Air Suspensions	21227751 A-7805L-1026 A7805L1026	 	87015

MITSUBISHI FUSO

MITSUBISHI FUSO

FE

96-04	Model with O.E.M. Number	MC114595	 	G63405
	Models with O.E.M. Number	MK433638 MA302296	 	G63610
87-04	Model with O.E.M. Number	MB161497	 	G63299

FE145

05-11	Models with O.E.M. Number	MK433638 MK302296	 	G63610
-------	---------------------------	----------------------	------	--------

FG

98-04	Model with O.E.M. Number	MC714595	 	G63405
-------	--------------------------	----------	------	--------

FH

88-04	Models with O.E.M. Number	MC826268	 	G63610
-------	---------------------------	----------	------	--------

APPLICATION GUIDE

Year	Fitment Notes	OEM#					
			Fleetline	GasSLX	Fleetline	GasSLX	Cab Shock Specialty Shock

MITSUBISHI FUSO

MITSUBISHI FUSO

FH (cont)

88-96	Models with O.E.M. Number	MC809390			83103
-------	---------------------------	----------	--	------	------	--	-------	------	------

FK

91-94	FK457 Models with O.E.M. Number	MC814614		85009
88-91	FK455 Models with O.E.M. Number	MC814614		85009

FM

89-93	FM557 Models with O.E.M. Number	MC814614		85009
88-91	FM555 Models with O.E.M. Number	MC814614		85009
86-88	Model with O.E.M. Number	MC813135		89447	
	Models with O.E.M. Number	MC813135		83456

FM330

05-11	Models with O.E.M. Number	MC091950		83162
-------	---------------------------	----------	--	-------	------	--	------	------	------

MONACO COACH

MONACO COACH



CLASS A MOTORHOMES

	Models with Workhorse UFO Chassis with Hendrickson Softek Front Suspension	66153-002 66153002 F4-BE5-C832-MO F4BE5C832MO		83124	89407	
98-11	All Models with W20 & W22 Workhorse Motorhome Chassis	24-153249 F4-BE5-B492-HO W0005662 W0006254 24153249 24-186629 F4-BE5-A832-MO F4BE5A832MO F4BE5F324HO F4-BE5-F324-HO 24186629 F4BE5B492HO		85125
04-07	Models with Roadmaster Chassis R4R, used on Cayman		83144
00-03	Models with Roadmaster Chassis RM4C or used on Knight	01809924		83144
	Models with Workhorse W22 Chassis with 8.1L Gas Monarch, LaPalma	01809925		85010

LA PALMA

12-13	MotorHomes with Ford F53 Chassis with 16,000 lb GVW to 22,000 lb GVW	ASH-1229 ASH-1228 9U94-18045-AA ASH-1205 AT-620 ASH25823 ASH-1022 ASH1022 1C3418045JA ASH-25822 ASH1205 ASH-25823 ASH1228 ASH1229 AT620 1C34-18045-JA AT766 9U9Z-18124A ASH294 1C3418045AA 1C34-18045-AA ASH-294 9U9418045AA 9U9Z-18124-A ASH25822 AT-766		83209	89414	
-------	--	--	--	-------	-------	--	------	------	------

APPLICATION GUIDE

Year	Fitment Notes	OEM#					
			Fleetline	GasSLX	Fleetline	GasSLX	Cab Shock/ Specialty Shock

MONACO COACH

LA PALMA (cont)

MONACO COACH

12-13	MotorHomes with Ford F53 Chassis with 16,000 lb GVW to 22,000 lb GVW	9U9Z18125A ASH-1206 ASH137 AT-621 ASH-25824 ASH-1023 ASH25824 ASH-1230 9U9418080AA ASH1230 ASH1023 9U94-18080-AA 9U9Z-18125-A AT621 ASH1206 ASH-137	OO	83122	89406
09	Models with W20 & W22 Workhorse Motorhome Chassis	24-153249 F4-BE5-B492-HO W0005662 W0006254 24153249 24-186629 F4-BE5-A832-MO F4BE5A832MO F4BE5F324HO F4-BE5-F324-HO 24186629 F4BE5B492HO	OO	85125
		W0005663 F4-BE5-F325-HO 24-153256	IT	85124
	MotorHomes with Ford F53 Chassis with 16,000 lb GVW to 22,000 lb GVW	ASH-1229 ASH-1228 9U94-18045-AA ASH-1205 AT-620 ASH25823 ASH-1022 ASH1022 1C3418045JA ASH-25822 ASH1205 ASH-25823 ASH1228 ASH1229 AT620 1C34-18045-JA AT766 9U9Z18124A ASH294 1C3418045AA 1C34-18045-AA ASH-294 9U9418045AA 9U9Z-18124-A ASH25822 AT-766	OO	83209	89414
	9U9Z18125A ASH-1206 ASH137 AT-621 ASH-25824 ASH-1023 ASH25824 ASH-1230 9U9418080AA ASH1230 ASH1023 9U94-18080-AA 9U9Z-18125-A AT621 ASH1206 ASH-137	OO	OO	83122	89406

APPLICATION GUIDE

Year	Fitment Notes	OEM#					
				Fleetline	GasSLX		Fleetline





MONACO COACH

LA PALMA (cont)

MONACO COACH

07-08	MotorHomes with Ford F53 Chassis with 16,000 lb GVW to 22,000 lb GVW	ASH-1229 ASH-1228 9U94-18045-AA ASH-1205 AT-620 ASH25823 ASH-1022 ASH1022 1C3418045JA ASH-25822 ASH1205 ASH-25823 ASH1228 ASH1229 AT620 1C34-18045-JA AT766 9U9Z18124A ASH294 1C3418045AA 1C34-18045-AA ASH-294 9U9418045AA 9U9Z-18124-A ASH25822 AT-766		83209	89414	
04-06	Models with W20 & W22 Workhorse Motorhome Chassis	W0005663 F4-BE5-F325-HO 24-153256			85124
02-06	Models with W20 & W22 Workhorse Motorhome Chassis	24-153249 F4-BE5-B492-HO W0005662 W0006254 24153249 24-186629 F4-BE5-A832-MO F4BE5A832MO F4BE5F324HO F4-BE5-F324-HO 24186629 F4BE5B492HO		85125
	MotorHomes with Ford F53 Chassis with 16,000 lb GVW to 22,000 lb GVW	ASH-1229 ASH-1228 9U94-18045-AA ASH-1205 AT-620 ASH25823 ASH-1022 ASH1022 1C3418045JA ASH-25822 ASH1205 ASH-25823 ASH1228 ASH1229 AT620 1C34-18045-JA AT766 9U9Z18124A ASH294 1C3418045AA 1C34-18045-AA ASH-294 9U9418045AA 9U9Z-18124-A ASH25822 AT-766		83209	89414	
06	MotorHomes with Ford F53 Chassis with 16,000 lb GVW to 22,000 lb GVW	9U9Z18125A ASH-1206 ASH137 AT-621 ASH-25824 ASH-1023 ASH25824 ASH-1230 9U9418080AA ASH1230 ASH1023 9U94-18080-AA 9U9Z-18125-A AT621 ASH1206 ASH-137			83122	89406

APPLICATION GUIDE

Year	Fitment Notes	OEM#					
				Fleetline	GasSLX		Fleetline

MONACO COACH

LA PALMA (cont)

MONACO COACH

02-04	MotorHomes with Ford F53 Chassis with 16,000 lb GVW to 22,000 lb GVW	9U9Z18125A ASH-1206 ASH137 AT-621 ASH-25824 ASH-1023 ASH25824 ASH-1230 9U9418080AA ASH1230 ASH1023 9U94-18080-AA 9U9Z-18125-A AT621 ASH1206 ASH-137	OO	83122	89406
01	MotorHomes with Ford F53 Chassis with 16,000 lb GVW to 22,000 lb GVW	ASH-1229 ASH-1228 9U94-18045-AA ASH-1205 AT-620 ASH25823 ASH-1022 ASH1022 1C3418045JA ASH-25822 ASH1205 ASH-25823 ASH1228 ASH1229 AT620 1C34-18045-JA AT766 9U9Z18124A ASH294 1C3418045AA 1C34-18045-AA ASH-294 9U9418045AA 9U9Z-18124-A ASH25822 AT-766	OO	83209	89414
00	Models with W20 & W22 Workhorse Motorhome Chassis	24-153249 F4-BE5-B492-HO W0005662 W0006254 24153249 24-186629 F4-BE5-A832-MO F4BE5A832MO F4BE5F324HO F4-BE5-F324-HO 24186629 F4BE5B492HO	OO	85125
	MotorHomes with Ford F53 Chassis with 16,000 lb GVW to 22,000 lb GVW	ASH-1229 ASH-1228 9U94-18045-AA ASH-1205 AT-620 ASH25823 ASH-1022 ASH1022 1C3418045JA ASH-25822 ASH1205 ASH-25823 ASH1228 ASH1229 AT620 1C34-18045-JA AT766 9U9Z18124A ASH294 1C3418045AA 1C34-18045-AA ASH-294 9U9418045AA 9U9Z-18124-A ASH25822 AT-766	OO	83209	89414

APPLICATION GUIDE

Year	Fitment Notes	OEM#					
				Fleetline	GasSLX		Fleetline

MONACO COACH

LA PALMA (cont)

MONACO COACH

00	MotorHomes with Ford F53 Chassis with 16,000 lb GVW to 22,000 lb GVW	9U9Z18125A ASH-1206 ASH137 AT-621 ASH-25824 ASH-1023 ASH25824 ASH-1230 9U9418080AA ASH1230 ASH1023 9U94-18080-AA 9U9Z-18125-A AT621 ASH1206 ASH-137		83122	89406
90-99	MotorHomes with Ford F53 Chassis with 16,000 lb GVW to 22,000 lb GVW	ASH-1229 ASH-1228 9U94-18045-AA ASH-1205 AT-620 ASH-1022 1C34-18045-AA ASH-294 9U9Z-18124-A ASH-25822 ASH-25823 1C34-18045-JA AT-766	83209	89414

MONARCH

06-14	MotorHomes with Ford F53 Chassis with 16,000 lb GVW to 22,000 lb GVW	ASH-1229 ASH-1228 9U94-18045-AA ASH-1205 AT-620 ASH25823 ASH-1022 ASH1022 1C3418045JA ASH-25822 ASH1205 ASH-25823 ASH1228 ASH1229 AT620 1C34-18045-JA AT766 9U9Z18124A ASH294 1C3418045AA 1C34-18045-AA ASH-294 9U9418045AA 9U9Z-18124-A ASH25822 AT-766	83209	89414
		9U9Z18125A ASH-1206 ASH137 AT-621 ASH-25824 ASH-1023 ASH25824 ASH-1230 9U9418080AA ASH1230 ASH1023 9U94-18080-AA 9U9Z-18125-A AT621 ASH1206 ASH-137	83122	89406
06-11	Models with W20 & W22 Workhorse Motorhome Chassis	24-153249 F4-BE5-B492-HO W0005662 W0006254 24153249 24-186629 F4-BE5-A832-MO F4BE5A832MO F4BE5F324HO F4-BE5-F324-HO 24186629 F4BE5B492HO	85125
		W0005663 F4-BE5-F325-HO 24-153256	85124

APPLICATION GUIDE

Year	Fitment Notes	OEM#					
				Fleetline	GasSLX		Fleetline

MONACO COACH

MONARCH (cont)

MONACO COACH

03-05	MotorHomes with Ford F53 Chassis with 16,000 lb GVW to 22,000 lb GVW	ASH-1229 ASH-1228 9U94-18045-AA ASH-1205 AT-620 ASH25823 ASH-1022 ASH1022 1C3418045JA ASH-25822 ASH1205 ASH-25823 ASH1228 ASH1229 AT620 1C34-18045-JA AT766 9U9Z18124A ASH294 1C3418045AA 1C34-18045-AA ASH-294 9U9418045AA 9U9Z-18124-A ASH25822 AT-766	OO	83209	89414
01-02	Models with W20 & W22 Workhorse Motorhome Chassis	24-153249 F4-BE5-B492-HO W0005662 W0006254 24153249 24-186629 F4-BE5-A832-MO F4BE5A832MO F4BE5F324HO F4-BE5-F324-HO 24186629 F4BE5B492HO	OO	85125
	MotorHomes with Ford F53 Chassis with 16,000 lb GVW to 22,000 lb GVW	ASH-1229 ASH-1228 9U94-18045-AA ASH-1205 AT-620 ASH25823 ASH-1022 ASH1022 1C3418045JA ASH-25822 ASH1205 ASH-25823 ASH1228 ASH1229 AT620 1C34-18045-JA AT766 9U9Z18124A ASH294 1C3418045AA 1C34-18045-AA ASH-294 9U9418045AA 9U9Z-18124-A ASH25822 AT-766	OO	83209	89414
		9U9Z18125A ASH-1206 ASH137 AT-621 ASH-25824 ASH-1023 ASH25824 ASH-1230 9U9418080AA ASH1230 ASH1023 9U94-18080-AA 9U9Z-18125-A AT621 ASH1206 ASH-137	OO	83122	89406

APPLICATION GUIDE

Year	Fitment Notes	OEM#					
			Fleetline	GasSLX	Fleetline	GasSLX	Cab Shock Specialty Shock

MONACO COACH

MONACO COACH

MONARCH (cont)

90-99	MotorHomes with Ford F53 Chassis with 16,000 lb GVW to 22,000 lb GVW	ASH-1229 ASH-1228 9U94-18045-AA ASH-1205 AT-620 ASH-1022 1C34-18045-AA ASH-294 9U9Z-18124-A ASH-25822 ASH-25823 1C34-18045-JA AT-766	83209	89414
-------	--	--	-------	-------	------	------	------

VARIOUS

95-99	MotorHomes with Freightliner XC Chassis (22,000 to 26,000 lb GVW)	83160	85029
-------	---	-------	-------	------	-------	------	------

MOR-RYDE SUSPENSION

MOR-RYDE SUSPENSION

	Bus Suspension	83103
		U0109-006 U0109006	G63866
	Recreational Vehicle	U0109-014 U0109014	83400
		U0109018 U0109-018	G63866
	Trailer Rear	U0109007 U0109-007	G63183

MOTOR COACH INDUSTRIES

MOTOR COACH INDUSTRIES





ADDITIONAL APPLICATIONS

	Drive Axle	12J54 12J-5-4 12J52 12J-5-2	85312
		12L-5-71 12L571	85708
		T141081 T14-1081	85729
	Low Floor Bus Models with O.E.M. Number	12L599 12L-5-99	85339
	MC5, MC7, MC8	680323 3178157	85700
	RTS Bus with "V" Drive Rear	G1101590GS	85713
	RTS Bus with Regular Rear	G1011822	85702
	Steering - Tag Axle	12L-4-170 12L4170 654789	83158
	Tag Axle	12-05-6068 T141082 T14-1082 12056068	85727

D - SERIES COACHES

01-15	D 4000 Coach	12-05-1178 90-2587 12-05-1194 12051194 12L599 12051178 12L-5-99	85339
12	D 4005 Coach	90-2587 12-05-1194 12051194 12L599 12L-5-99	85339
10	D 4005 Coach	90-2587 12-05-1194 12051194 12L599 12L-5-99	85339

APPLICATION GUIDE

Year	Fitment Notes	OEM#					
				Fleetline	GasSLX		Fleetline

MOTOR COACH INDUSTRIES

MOTOR COACH INDUSTRIES

D - SERIES COACHES (cont)

01-09	D 4000 Coach	12-05-1176 12051327 12-05-1260 12L597 12051260 12L-5-97 12-05-1327 12051176		85728						
		12-05-1177 12051328 12-05-1261 12051261 12-05-1328 12051177				O	85729			
	D 4500 Coach	12-05-1176 12051327 12L567 12-05-1327 12051176 12L-5-67		85728						
		12-05-1179 12L5114 12051179 12051329 12-05-1264 12-05-1262 12051262 12-05-1329 12L-5-114 12051264					85727			
		12-05-1177 12051328 12-05-1328 12L588 12051177 12L-5-88 85729				O	85729			
	DL3 Bus	12L-5-96 12051327 12L596 12L597 12L-5-97 12-05-1327		85728						
		12051328 12-05-1328 12L589 12L588 12L-5-88 12L-5-89				O	85729			
	DL3 Bus -Drive Axle	12J-5-10 12J510				O	85733			
	DL3 Bus -Tag Axle	12L-5-100 12L5114 12-05-1329 12L5100 12L-5-114 12051329 12-05-1264 T12-1208 12-05-1262 12051262 01-205219 01205219 12051264 T121208					85727			
	01-05	D 4505 Coach	12-05-1176 12051327 12L567 12-05-1327 12051176 12L-5-67		85728					
12-05-1179 12L5114 12051179 12051329 12-05-1264 12-05-1262 12051262 12-05-1329 12L-5-114 12051264							85727			
12-05-1177 12051328 12-05-1328 12L588 12051177 12L-5-88						O	85729			

APPLICATION GUIDE

Year	Fitment Notes	OEM#					
				Fleetline	GasSLX		Fleetline

MOTOR COACH INDUSTRIES

D - SERIES COACHES (cont)

01-04	D 4005 Coach	12-05-1176 12051327 12-05-1260 12L597 12051260 12L-5-97 12-05-1327 12051176	 	85728	
		90-2587 12-05-1194 12051194 12L599 12L-5-99		85339
		12-05-1177 12051328 12-05-1261 12051261 12-05-1328 12051177		85729

D4005

13-15	Models with O.E.M. Number (Trailing Axle)	90-2587 12-05-1194 12051194 12L599 12L-5-99		85339
11	Models with O.E.M. Number (Trailing Axle)	90-2587 12-05-1194 12051194 12L599 12L-5-99		85339
05-09	(Drive Axle)	12-05-1177 12051328 12-05-1261 12051261 12-05-1328 12051177		85729
	(Front Axle)	12-05-1176 12051327 12-05-1260 12L597 12051260 12L-5-97 12-05-1327 12051176	 	85728
	Models with O.E.M. Number (Trailing Axle)	90-2587 12-05-1194 12051194 12L599 12L-5-99		85339

D4505

06-09	(Drive Axle)	12-05-1177 12051328 12-05-1328 12L588 12051177 12L-5-88		85729
	(Front Axle)	12-05-1176 12051327 12L567 12-05-1327 12051176 12L-5-67	 	85728
	(Trailing Axle)	12-05-1179 12L5114 12051179 12051329 12-05-1264 12-05-1262 12051262 12-05-1329 12L-5-114 12051264		85727

E - SERIES COACHES

01-09	E 4500 Coach	12-05-1165 12-05-1150 12051150 12051165	 	85711
-------	--------------	--	------	-------	------	------	------	------	------	------

APPLICATION GUIDE

Year	Fitment Notes	OEM#					
				Fleetline	GasSLX		Fleetline

MOTOR COACH INDUSTRIES

E - SERIES COACHES (cont)

MOTOR COACH INDUSTRIES

01-09	E 4500 Coach	12-05-1147 12-05-1166 12051147 12051139 12-05-1139 12051166	O I	85341
		12-05-1102 12051138 12051148 12-05-1188 12051102 12-05-1022 12051188 12-05-1148 12051022 12-05-1138	O I	85970

G - SERIES COACHES

01-03	G 4500 Coach	12056053 1497835 12-05-6053 12-05-6000 12056000	O I	85711
		12-05-6033 12-05-6055 12-05-6002 1498565 12056033 12056055 12056002	O I	85339
		12056054 12-05-6054 12-05-6001 12056001	O I	85740

J - SERIES COACHES

	J 4500 Coach	12-05-1146 12051137 12051146 12-05-1142 12-05-1137 12051142	O I	85340
08	J 4500 Coach	12-05-1165 12051228 12-05-1150 12051150 12-05-1228 12051165	O I	85711
		12-05-1147 12-05-1166 12051147 12051139 12-05-1139 12051166	O I	85341
04-06	J 4500 Coach	12-05-1165 12051228 12-05-1150 12051150 12-05-1228 12051165	O I	85711
		12-05-1147 12-05-1166 12051147 12051139 12-05-1139 12051166	O I	85341

J4500

09-19	(Drive Axle)	12051138 12051148 12-05-1188 12-05-1022 12051188 12-05-1148 12051022 12-05-1138	O I	85970
	Front Axle with OEM Number	12-05-1165 12051228 12-05-1150 12051150 12-05-1228 12051165	O I	85711

APPLICATION GUIDE

Year	Fitment Notes	OEM#					
			Fleetline	GasSLX	Fleetline	GasSLX	Cab Shock Specialty Shock

MOTOR COACH INDUSTRIES

MOTOR COACH INDUSTRIES

J4500 (cont)

09-19	Models with O.E.M. Number (Trailing Axle)	12-05-1147 12-05-1166 12051147 12051139 12-05-1139 12051166		85341
08	All	12051138 12051148 12-05-1188 12-05-1022 12051188 12-05-1148 12051022 12-05-1138		85970
07	(Drive Axle)	12051138 12051148 12-05-1188 12-05-1022 12051188 12-05-1148 12051022 12-05-1138		85970
	Front Axle with OEM Number	12-05-1165 12051228 12-05-1150 12051150 12-05-1228 12051165		85711
	Models with O.E.M. Number (Trailing Axle)	12-05-1147 12-05-1166 12051147 12051139 12-05-1139 12051166		85341
04-06	All	12051138 12051148 12-05-1188 12-05-1022 12051188 12-05-1148 12051022 12-05-1138		85970
01-03	(Drive Axle)	12051138 12051148 12-05-1188 12-05-1022 12051188 12-05-1148 12051022 12-05-1138		85970
	Front Axle with OEM Number	12-05-1165 12051228 12-05-1150 12051150 12-05-1228 12051165		85711
	Models with O.E.M. Number (Trailing Axle)	12-05-1147 12-05-1166 12051147 12051139 12-05-1139 12051166		85341

NATIONAL COACH CORP.

NATIONAL COACH CORP.

VARIOUS

	Eldorado Coach RE-29	C800853		83207	89407
--	----------------------	---------	--	-------	-------	------	------	------

NATIONAL RV

NATIONAL RV

CLASS A MOTORHOMES

04-08	Models with Workhorse W20 , W22, & W24 MotorHome Chassis with O.E.M. Number	W0005663 F4BE5F325HO F4-BE5-F325-HO 24153256 24-153256		85124
-------	---	--	------	------	--	-------	------	------

APPLICATION GUIDE

Year	Fitment Notes	OEM#					
				Fleetline	GasSLX		Fleetline

NATIONAL RV

CLASS A MOTORHOMES (cont)

NATIONAL RV

01-08	Models with Workhorse W20 , W22, & W24 MotorHome Chassis with O.E.M. Number	24-153249 F4-BE5-B492-HO W0005662 W0006254 24153249 24-186629 F4-BE5-A832-MO F4BE5A832MO F4BE5F324HO F4-BE5-F324-HO 24186629 F4BE5B492HO		85125
99-08	Models with Ford F53 Chassis with 16,000 lb GVW to 22,000 lb GVW	ASH-1229 ASH-1228 9U94-18045-AA ASH-1205 AT-620 ASH-1022 1C34-18045-AA ASH-294 9U9Z-18124-A ASH-25822 ASH-25823 1C34-18045-JA AT-766		83209	89414	
		9U9Z18125A ASH-1206 ASH137 AT-621 ASH-25824 ASH-1023 ASH25824 ASH-1230 9U9418080AA ASH1230 ASH1023 9U94-18080-AA 9U9Z-18125-A AT621 ASH1206 ASH-137			83122	89406
98-00	Models with Workhorse W20 , W22, & W24 MotorHome Chassis with O.E.M. Number	24-153249 F4-BE5-B492-HO W0005662 W0006254 24-186629 F4-BE5-A832-MO F4BE5A832MO F4BE5F324HO F4-BE5-F324-HO 24186629 F4BE5B492HO		85125

NEOPLAN

VARIOUS

NEOPLAN

	Additional O.E.M. Interchanges	CI 1002003		85705	89447	
	Mini-Bus	241700999362 BN1002002 24-1700-999-362		85009
		241700106149 BT1002011 24-1700-106-149			83216
	Model 40	25-1700-101-426 251700101426		85705	89447	
	Model 80B	CL1002003 DZ1002002		85705	89447	
	Models with O.E.M. Number	AA1002003 AA1802002 AA1002002 AC1002003 MM1002002 DT1802002 MM1002003 GJ1002003 AC1002002 680307 AC1002002GS		85705	89447	





NEW FLYER

TRANSIT BUS

NEW FLYER

01-11	Transit Buses (Low Profile) with O.E.M. Number	203398		85346
-------	--	--------	--	-------	------	--	------	------	------




APPLICATION GUIDE

Year	Fitment Notes	OEM#					
			 Fleetline	GasSLX	 Fleetline	GasSLX	Cab Shock/ Specialty Shock

NEW FLYER

VARIOUS















NEW FLYER

	Diesel Low Floor Coach	015813		 85708
02-21	Transit Buses (Low Profile) with O.E.M. Number	152959 680671		 85708
91-21	Transit Buses (Low Profile) with O.E.M. Number	680346 016415 009863		85722

NEWMAR




CLASS A MOTORHOMES

NEWMAR






	Ventana Series MotorHomes with Neway AS140 w/ 14,000 lb Front Suspension	90045455		 85909
13-20	Bay Star, Bay Star Sport & Canyon Star Series MotorHomes with Ford F53 Chassis with 16,000 lb GVW to 22,000 lb GVW	ASH-1229 ASH-25822 ASH-25823 ASH-25824 ASH25824		83209	89414	
06	Ventana Series MotorHomes with Freightliner XC Chassis	16-16874-000 1616874000 1616737000 16-16737-000 141700131810 1618103000 16-18103-000 481700000493 141700131809 1616736000 16-16736-000		83160
				85900
				 85029
02-05	Kountry Star Series MotorHomes with Freightliner XC Chassis	16-16874-000 1616874000 1616737000 16-16737-000 141700131810 1618103000 16-18103-000 481700000493 141700131809 1616736000 16-16736-000		83160
				85900
				 85029
02-04	Dutch Star & Moundain Aire Series MotorHomes with Freightliner XC Chassis	16-16874-000 1616874000 1616737000 16-16737-000 141700131810 1618103000 16-18103-000 481700000493 141700131809 1616736000 16-16736-000		83160
				85900
				 85029

NEXUS





NEXUS

16-20	Maybach Series MotorHomes with Ford F53 Chassis with 16,000 lb GVW to 22,000 lb GVW	ASH-1229 ASH-25822 ASH-25823 ASH-25824 ASH25824		89414	
				 89406

CLASS C MOTORHOMES

12-20	Viper Series MotorHomes with Ford E350 & E450 Chassis	ASH-1136		 G63623
11-20	Phantom Series MotorHomes with Ford E350 & E450 Chassis	ASH-1136		 G63623
11-12	Scenic Traveler Series MotorHomes with Ford E450 Chassis	ASH-1154 ASH-1136		G63622
				 G63623



APPLICATION GUIDE

Year	Fitment Notes	OEM#					
				Fleetline	GasSLX		Fleetline



NEXUS

NEXUS



MAYBACH

17-20	MotorHomes with Ford F53 Chassis with 16,000 lb GVW to 22,000 lb GVW	ASH-1229 ASH-1228 9U94-18045-AA 9U9Z18124A ASH25823 ASH-1022 1C3418045AA ASH1022 1C34-18045-AA 1C3418045JA 9U9418045AA 9U9Z-18124-A ASH25822 ASH-25822 ASH-25823 ASH1228 ASH1229 1C34-18045-JA		83209	89414
		ASH1230 9U9Z18125A ASH1023 9U94-18080-AA ASH-25824 9U9Z-18125-A ASH-1023 ASH25824 ASH-1230 9U9418080AA		83122	89406


PHANTOM

11-24	MotorHomes with Ford E350 or E450 Chassis	ASH1154 8C2418045DA 8C2Z-18124-D 8C2Z18124D 8C24-18045-DA ASH-1154 AT163G AT-163G		G63622
		8C24-18080-DB 8C2Z18125D ASH-1136 8C2Z18125C 8C2Z18125B 8C2Z18125A AT164G 8C2418080DB AT-164G 8C2Z-18125-C 8C2Z-18125-B 8C2Z-18125-D 8C2Z-18125-A ASH1136		G63623

TRIUMPH

20-24	MotorHomes with Ford E350 or E450 Chassis	ASH1154 8C2418045DA 8C2Z-18124-D 8C2Z18124D 8C24-18045-DA ASH-1154 AT163G AT-163G		G63622
		8C24-18080-DB 8C2Z18125D ASH-1136 8C2Z18125C 8C2Z18125B 8C2Z18125A AT164G 8C2418080DB AT-164G 8C2Z-18125-C 8C2Z-18125-B 8C2Z-18125-D 8C2Z-18125-A ASH1136		G63623

VIPER

11-24	MotorHomes with Ford E350 or E450 Chassis	ASH1154 8C2418045DA 8C2Z-18124-D 8C2Z18124D 8C24-18045-DA ASH-1154 AT163G AT-163G		G63622
-------	---	--	---	--------	------	------	------	------

APPLICATION GUIDE

Year	Fitment Notes	OEM#	 Fleetline GasSLX		 Fleetline GasSLX Cab Shock\ Specialty Shock		

NEXUS

NEXUS

VIPER (cont)

11-24	MotorHomes with Ford E350 or E450 Chassis	8C24-18080-DB 8C2218125D ASH-1136 8C2218125C 8C2218125B 8C2218125A AT164G 8C2418080DB AT-164G 8C22-18125-C 8C22-18125-B 8C22-18125-D 8C22-18125-A ASH1136					

NORTH AMERICAN BUS INDUSTRIES

NORTH AMERICAN BUS INDUSTRIES

VARIOUS

Ikaus Bus Models with O.E.M Number	4160003214700 481700124382					

NOVA BUS CORPORATION

NOVA BUS CORPORATION

	Classic Bus with O.E.M. Number	97220100151 97-2201-00151					
	Models with O.E.M. Number	680323 N22212 680326 G5008070					
		G1201339					
		680470					
		12J-5-10 680232 12J510					
	RTS Bus	OE 10086S G1011822 22045526 22052014 G1203223					
	RTS Bus with "V" Drive	G1101590					

ONEIDA PRODUCTS

ONEIDA PRODUCTS

School Bus w/Heavy Duty Suspension					
School Bus w/Standard Suspension					

ORION BUS

ORION BUS

	Additional O.E.M. Interchanges	050134508 680506					
		680091					
		A4890 A-4890					
	Models with O.E.M. Number	680378					
		695366 695343 695327					
		695421 695389					
		680274					
		695420 695440					
		Orion 1	010234503-4 0102345034				
	Orion 102	0501345014 050134501-4					
		050231505 050230501 680504					

APPLICATION GUIDE

Year	Fitment Notes	OEM#					
				Fleetline	GasSLX		Fleetline

ORION BUS

VARIOUS (cont)

ORION BUS

	Orion II	20117501 020117503-4 020117504 0201175034 20117505 20117504	O O	85720	
		020273544 020273541	O O	83203	89436		
		010234503-4 0102345034		O O	85308	89422	
		020273541-4 0202735414		O O	85000	89436	
		Orion V	0501345024 050134513 050134506-4 050134509 695347 0501345064 010134508-4 050134511 0101345084 050134510	O O	85732
			050231505 680504	O O	85716	
		Orion VI (M Axle) with O.E.M. Number	060131507 060131508	I O	87016	
		Orion VII - 30 ft Rear	070231527		O I	85729
		Orion VII with O.E.M. Number	070131502 070131506	I O	87016	
			070231514 6430645		O I	85729

OSHKOSH MOTOR TRUCK CO.

OSHKOSH MOTOR TRUCK CO.

	Additional O.E.M. Interchanges	2JD137	O O	83119	
		400242 40-0242	O O	83312	89409		
		404951 40-4951	I O	85316	89426		
		405348 40-5348	O O	85058	89431		
		1745500		O O	89430	
		Mobile Home - ForeTravel	1583470		O O	85051
		Models with 16" Long Shock Absorber w/1" Mounting Pins	O O	85303	89422	
		Models with 3/4" Mounting Pins	O O	83122	89406	
		Models with Link Cabmate Model OKTP with O.E.M. Number	12020054 1202-0054		O O	83021
		Models with Neway Air Suspension	90044448		O O	85051
		Models with O.E.M. Number	12405F 5361994	O O	85734
			4036892	O O	G63605
			665040 12405F1 5353054 690049 12405F-1	O O	85303	89422	
			P117099		O I	83120
			60670-018 060670-018 60670018		O O	83166
			651444		O O	83221
			1583470		O O	85051
			3638112		O O	G63183
			2218640		O O	83009
		Motor Homes with O.E.M. Number	RW24285	O O	83119
		1398980	O O	83127	

APPLICATION GUIDE

Year	Fitment Notes	OEM#					
			Fleetline	GasSLX	Fleetline	GasSLX	Cab Shock Specialty Shock

OSHKOSH MOTOR TRUCK CO.

OSHKOSH MOTOR TRUCK CO.

VARIOUS (cont)

Self - Steering Axle Shocks	2034140	○				646177
V - Line Coach	1573280	○			○	83221

OSTERLUND TRUCK

OSTERLUND TRUCK

Additional O.E.M. Interchanges	220-S5-10 220S510	○				85712
Models with O.E.M. Number	59011	○	83214			
	680117	○	85300	89419		

OTTAWA

OTTAWA

Additional O.E.M. Interchanges	90013787	○				85310
Models with O.E.M. Number	59011	○	83214			89423
	680117	○	85300	89419		
Yard Tractor	90027577	○	85720			

PACIFIC TRUCK & TRAILER

PACIFIC TRUCK & TRAILER

Additional O.E.M. Interchanges	507202C1	○	85030	89440		
--------------------------------	----------	---	-------	-------	--	--

PAGE SUSPENSION

PAGE SUSPENSION

Model with LM-2000 Models Lift Axle Suspension	1080099	○				83203
Model with Trailmaster Air Spring Suspension	1081933	○				89436
	A-2212 A2212	○				83204
Models with O.E.M. Number	665267	○				85029
	665133	○				85029
		○				83203

PAI CORP.

PAI CORP.

Models with O.E.M. Number	HSA5095 HSA-5095	○	83215			
	HSA5080 HSA-5080	○	83221			
	HSA-5067 HSA5067	○	85305			

PEERLESS TRAILER

PEERLESS TRAILER

Models with Air Suspension	72-61 7261	○				83125
Models with O.E.M. Number	1201 120-1	○				83125

PETERBILT

PETERBILT

210

08-15	Models with Reyco 102 or 79KB Suspension (Drive Axle)	19495-01 1672501 16725-01 1949501 TK19679	○				83126
			○				89430

220

13-23	Models with 12,000 lb Front Axle	1707378PAC BFRG 072		85182			
23	Models with Reyco 102 or 79KB Suspension (Drive Axle)	1672501 16725-01 1949501 TK19679					83126
13-22	Models with Hendrickson HAS - 210L or HAS - 230L Rear Air Suspension	60670-008PLUS-2 60670008L 60670-008 60670-008L 60670008	○				83123
			○				89405

APPLICATION GUIDE

Year	Fitment Notes	OEM#					
				Fleetline	GasSLX		Fleetline

PETERBILT

PETERBILT

220 (cont)

13-22	Models with Reyco 102 or 79KB Suspension (Drive Axle)	19495-01 1672501 16725-01 1949501 TK19679	O	O	83126	89430	O	O	O
	Models with Reyco 102AR (Standard) Rear Air Suspension	1288701 12887-02 12887-01 1288702	O	O	85013	89414	O	O	O
13	Models with 12,000 lb Front Axle	0202738 B71-6016A B71-6016 B716016A 02-02738 B716016	O	O	85012	89413	O	O	O
10	Models with 12,000 lb Front Axle	0202738 B71-6016A B71-6016 B716016A 02-02738 B716016	O	O	85012	89413	O	O	O
	Models with Hendrickson HAS - 210L or HAS - 230L Rear Air Suspension	60670-008PLUS-2 60670008L 60670-008 60670-008L 60670008	O	O	83123	89405	O	O	O
	Models with Reyco 102 or 79KB Suspension (Drive Axle)	19495-01 1672501 16725-01 1949501 TK19679	O	O	83126	89430	O	O	O
	Models with Reyco 102AR (Standard) Rear Air Suspension	1288701 12887-02 12887-01 1288702	O	O	85013	89414	O	O	O
07	Models with 12,000 lb Front Axle	0202738 B71-6016A B71-6016 B716016A 02-02738 B716016	O	O	85012	89413	O	O	O
	Models with Hendrickson HAS - 210L or HAS - 230L Rear Air Suspension	60670-008PLUS-2 60670008L 60670-008 60670-008L 60670008	O	O	83123	89405	O	O	O
	Models with Reyco 102 or 79KB Suspension (Drive Axle)	19495-01 1672501 16725-01 1949501 TK19679	O	O	83126	89430	O	O	O
	Models with Reyco 102AR (Standard) Rear Air Suspension	1288701 12887-02 12887-01 1288702	O	O	85013	89414	O	O	O

270

	Models with Woodhead Shock (Stamping Number ACHB 966)	ACHB966	O	O	83136	O	O	O
--	---	---------	---	---	-------	---	---	---

320

	Models with Neway AD-252-10 Tandem Axle	90045132	O	O	85909	O	O	O
14-18	Models with Air Trac Suspension (40,000 lb)	C71-6003 C716003	O	O	85988	O	O	O
10-18	Models with Neway ADZ Rear Suspension	90045812 471700013186 471700004423 90045605 90045803	O	O	85109	O	O	O
02-18	Models with Peterbilt Low Air Leaf Suspension	03-08781 C71-1017 0308781 C711017 C711011 C71-1011	O	O	85069	89455	O	O
01-18	Models with 18,000 lb to 23,000 lb Taperleaf Front Spring Suspension and Set Forward Front Axle.	B716011 0202742 02-02742 B71-6011	O	O	85062	89408	O	O

APPLICATION GUIDE

Year	Fitment Notes	OEM#	 Fleetline GasSLX		 Fleetline GasSLX Cab Shock/ Specialty Shock		

PETERBILT

PETERBILT

320 (cont)

01-18	Models with Hendrickson HMX 400/460 Haulmax with 16.5" Saddle	60680-004L 60680-004 60680004 60680004L		83143
	Models with Hendrickson HMX 400/460 Haulmax with 17.5" & 18.5" Saddle	60680-005L 60680005L 60680005 60680-005		83142
87-18	Models with 12,000 lb to 14,600 lb Taperleaf Spring Suspension and Set Forward Front Axle.	B71-6009 02-02737 0201787 0202737 B716009 02-01787	 85062	89408	
	Models with Air Trac Suspension (46,000 lb)	0307421 C71-6002 03-07421 C716002		85311	89424
	Models with Reyco 102 or 79KB Suspension (Drive Axle)	19495-01 1672501 16725-01 1949501 TK19679		83126	89430
	Models with Reyco 102AR (Standard) Rear Air Suspension	1288701 12887-01 1288702		85013	89414





325

08-19	Models with 12000 lb Set Back Front Axle	0202738 B71-6016A B71-6016 B716016A 02-02738 B716016	 85012	89413	
	Models with Reyco 102 or 79KB Suspension (Drive Axle)	19495-01 1949501 TK19679		83126	89430
08-15	Models with 8,000 lb Front Axle	B71-6004 B716004	 85084	89460	

330

	Models with O.E.M. Number	0203020 B71-6017 02-03020 B716017	 85910
16-22	Models with 10,000 lb to 14,600 lb Taperleaf Springs and Set Back Front Axles	B71-6019 B716019	 85989
07-22	Models with Peterbilt Low Air Leaf Suspension	03-08781 C71-1017 0308781 C711017 C711011 C71-1011		85069	89455
	Models with Reyco 79KB Rear Steel Spring Suspension	19495-01 1672501 16725-01 1949501 TK19679		83126	89430
14-21	Models with Air Trac Suspension (40,000 lb)	C71-6003 C716003		85988
07-21	Models with Air Trac Suspension (46,000 lb)	0307421 C71-6002 03-07421 C716002		85311	89424
	Models with Reyco 102AR (Standard) Rear Air Suspension	1288701 12887-02 12887-01 1288702		85013	89414
07-16	Models with 12000 lb Set Back Front Axle	0202738 B71-6016A B71-6016 B716016A 02-02738 B716016	 85012	89413	
03-05	Models with Peterbilt Low Air Leaf Suspension	03-08781 C71-1017 0308781 C711017 C711011 C71-1011		85069	89455

APPLICATION GUIDE

Year	Fitment Notes	OEM#					
				Fleetline	GasSLX		Fleetline

PETERBILT

PETERBILT

330 (cont)

95-05	Models with 12000 lb Set Back Front Axle	0202738 B71-6016A B71-6016 B716016A 02-02738 B716016	O O	85012	89413	
	Models with Air Trac Suspension (46,000 lb)	0307421 C71-6002 03-07421 C716002		I O	85311	89424
	Models with Reyco 102AR (Standard) Rear Air Suspension	1288701 12887-02 12887-01 1288702		O O	85013	89414
	Models with Reyco 79KB Rear Steel Spring Suspension	19495-01 1672501 16725-01 1949501 TK19679		O O	83126	89430
95-02	Models with Peterbilt 40000 lb Low Air Leaf Suspension	03-07423 0307423		I O	85033	89427

335

05-10	Models with 12000 lb Set Back Front Axle	02-02741 0202738 B71-6016A B71-6016 B716016A 02-02738 0202741 B716016	O O	85012	89413	
	Models with Air Trac Suspension (46,000 lb)	0307421 03-07421		I O	85311	89424
	Models with Peterbilt Low Air Leaf Suspension	03-08781 C71-1017 0308781 C711017 C711011 C71-1011		I I	85069	89455

337

15-23	Models with 10,000 lb to 14,600 lb Taperleaf Springs and Set Back Front Axles	B71-6019 B716019	O O	85989
10-23	Models with Air Trac Suspension (46,000 lb)	0307421 C71-6002 03-07421 C716002		I O	85311	89424
	Models with Neway ADZ Rear Suspension	90045812 471700013186 471700004423 90045605 90045803		O O	85109
	Models with Peterbilt Low Air Leaf Suspension	03-08781 C71-1017 0308781 C711017 C711011 C71-1011		I I	85069	89455
10-22	Models with Reyco 79KB Rear Steel Spring Suspension	19495-01 1672501 16725-01 1949501 TK19679		O O	83126	89430
14-21	Models with Air Trac Suspension (40,000 lb)	C71-6003 C716003		I O	85988
10-21	Models with Reyco 102AR (Standard) Rear Air Suspension	1288701 12887-02 12887-01 1288702 85013ac0		O O	85013	89414
10-14	Models with 10,000 lb to 12,000 lb Front Axle	B71-6005 B716005	O O	85084	89460	
	Models with 13,200 lb to 14,600 lb Front Axle	B71-6006 B716006	O O	85084	89460	

APPLICATION GUIDE

Year	Fitment Notes	OEM#					
				Fleetline	GasSLX		Fleetline

PETERBILT

PETERBILT

340

07-10	Models with 12000 lb Set Back Front Axle	02-02741 0202738 B71-6016A B71-6016 B716016A 02-02738 0202741 B716016		85012	89413
	Models with Air Trac Suspension (46,000 lb)	0307421 03-07421		85311	89424

348

14-23	Models with 20,000 lb Taperleaf Springs and Set Back Front Axles	B716020 B71-6020		85989
12-23	Conventional Day Cab with O.E.M. Number	R71-6005 R716005		83042
10-23	Models with Air Trac Suspension (46,000 lb)	0307421 C71-6002 03-07421 C716002		85311	89424
	Models with Hendrickson HMX 400/460 Haulmax with 16.5" Saddle	60680-004L 60680-004 60680004 60680004L		83143
	Models with Hendrickson HMX 400/460 Haulmax with 17.5" & 18.5" Saddle	60680-005L 60680005L 60680005 60680-005		83142
	Models with Neway ADZ Rear Suspension	90045812 471700013186 471700004423 90045605 90045803		85109
14-22	Models with 10,000 lb to 14,600 lb Taperleaf Springs and Set Back Front Axles	B71-6019 B716019		85989
10-22	Models with Reyco 79KB Rear Steel Spring Suspension	19495-01 1672501 16725-01 1949501 TK19679		83126	89430
14-21	Models with Air Trac Suspension (40,000 lb)	C71-6003 C716003		85988
10-21	Models with Reyco 102AR (Standard) Rear Air Suspension	1288701 12887-02 12887-01 1288702		85013	89414
10-20	Day Cab Models with O.E.M. Number	12020054 1202-0054		83021
	Models with Sleepers with O.E.M. Number	25523024 R71-6009 1201-8002 12018002 R716009		83081
18	Day Cab Models with O.E.M. Number	25523002 1201-8001 12018001		83908
15-16	Models with O.E.M. Number	B716012 B71-6012		85119
12-13	Models with 10,000 lb to 12,000 lb Front Axle	B71-6005 B716005		85084	89460
81-84	Day Cab Models with O.E.M. Number	12020054 1202-0054		83021





349

84-87	349 Conventional Models with 12000 lb capacity	02-00495 02-00376 0200495 0200376 02-02736 0202736		85302	89420
-------	--	---	--	-------	-------	------	------	------

353

81-88	353 Conventional Models with 12000 lb capacity	02-00495 02-00376 0200495 0200376 02-02736 0202736		85302	89420
-------	--	---	--	-------	-------	------	------	------

APPLICATION GUIDE

Year	Fitment Notes	OEM#					
				Fleetline	GasSLX		Fleetline

PETERBILT

PETERBILT

357

02-08	Models with Hendrickson HMX 400/460 Haulmax with 16.5" Saddle	60680-004L 60680-004 60680004 60680004L	O T	83143
	Models with Hendrickson HMX 400/460 Haulmax with 17.5" & 18.5" Saddle	60680-005L 60680005L 60680005 60680-005	O T	83142
	Models with Peterbilt Low Air Leaf Suspension	03-08781 C71-1017 0308781 C711017	I T	85069	89455
97-08	Models with Air Track Tandem with TRD8000 Pusher Axle	03-08350 0308350 C71-6004 C716004	I O	85343
87-08	Conventional Models with Spring Suspension and with Set Back Front Axle.	02-02741 0202738 B71-6016A 0201890 B71-6016 02-01890 B716016A 02-02738 0202741 B716016	O O	85012	89413
	Models with 12,000 lb to 14,600 lb Taperleaf Spring Suspension and Set Forward Front Axle.	B71-6009 B71-6007 02-02737 B716007 0202737 B716009	O O	85062	89408
	Models with 18,000 lb to 23,000 lb Taperleaf Front Spring Suspension and Set Forward Front Axle.	B716011 0202742 02-02742 B71-6011	O O	85062	89408
	Models with Air Trac Suspension (46,000 lb)	0307421 03-07421	I O	85311	89424
	Models with Chalmers 40,000 lb Rear Suspension	800670 665174	O O	85060
	Models with Neway ARD 125/244-8 Models Rear Air Suspension	90044011	O O	85004
86-08	Conventional Models with Front Air Suspension and Set Back Front Axle.	0202739 02-02739	O O	85013	89414
	Conventional Models with Front Air Suspension and without Set Back Front Axle.	02-02740 0202740	O O	85036	89405
	Models with Link Cabmate Models PBC377 & PBC377-A	12020054 1202-0054	O O	83021
87-01	Models with Peterbilt Low Air Leaf Suspension	665633 03-07423 0307423	I O	85033	89427

359

81-88	359 Conventional Truck & Tractors with Link Cabmate Models PBC379 & PBC379-A	12020054 1202-0054	O O	83021
81-87	359 Conventional Models with 12000 lb capacity	02-00495 02-00376 0200495 0200376 02-02736 0202736	O O	85302	89420
	359 Models (Older Models) Conventional Tractors with Link Cabmate Model PBCAL359	1201-0012 12010012 12020012 1202-0012	83023
	Models with Air Trac Suspension (46,000 lb)	0307421 03-07421	I O	85311	89424

362

	C.O.E. Models with 12000 lb capacity	02-02736 0202736	O O	85302	89420
	Models with Air Trac Suspension (38000 or 40000 lb)	0304176 03-04176	O O	85308	89422
02-06	Models with Peterbilt Low Air Leaf Suspension	03-08781 C71-1017 0308781 C711017	I T	85069	89455
86-06	C.O.E. Models with 14600 lb Taper Leaf Springs and Set Back Front Axle	02-02740 0202740	O O	85036	89405

APPLICATION GUIDE

Year	Fitment Notes	OEM#	 Fleetline GasSLX		 Fleetline GasSLX Cab Shock\ Specialty Shock		

PETERBILT

PETERBILT





362 (cont)

81-06	C.O.E. Models with Progressive Springs	0202738 B71-6016A B71-6016 B716016A 02-02738 B716016	 	85012	89413	
	C.O.E. Models without Set Back Front Axle	02-00495 02-00376 0200495 0200376	 	85302	89420	
	Models with Air Trac Suspension (46,000 lb)	0307421 03-07421	 	 	85311	89424
	Models with Chalmers 40,000 lb Rear Suspension	800670 665174	 	 	85060
	Models with Link Cabmate Model PB-362-2P	12020032 1202-0032	 	83016
	Models with Neway ARD 125/244-8 Models Rear Air Suspension	90044011	 	 	85004
81-01	Models with Peterbilt Low Air Leaf Suspension	665633 03-07423 0307423	 	 	85033	89427

365

10-23	Models with Neway ADZ Rear Suspension	90045812 471700013186 471700004423 90045605 90045803	 	 	85109
08-23	Models with Air Trac Suspension (46,000 lb)	0307421 C71-6002 03-07421 C716002	 	 	85311	89424
	Models with Hendrickson HMX 400/460 Haulmax with 16.5" Saddle	60680-004L 60680-004 60680004 60680004L	 	 	83143
	Models with Hendrickson HMX 400/460 Haulmax with 17.5" & 18.5" Saddle	60680-005L 60680005L 60680005 60680-005	 	 	83142
	Models with Peterbilt Low Air Leaf Suspension	03-08781 C71-1017 0308781 C711017 C71-6005 C711011 C71-1011 C716005	 	 	85069	89455
10-22	Models with Reyco 79KB Rear Steel Spring Suspension	19495-01 1672501 16725-01 1949501 TK19679	 	 	83126	89430
08-22	Models with 18,000 lb to 23,000 lb Taperleaf Front Spring Suspension and Set Forward Front Axle.	B716011 0202742 02-02742 B71-6011	 	85062	89408	
14-21	Models with Air Trac Suspension (40,000 lb)	C71-6003 C716003	 	 	85988
08-21	Conventional Day Cab with O.E.M. Number	R71-6005 20-16755 2016755 R716005	 	83042
08-20	Models with 12,000 lb to 14,600 lb Taperleaf Spring Suspension and Set Forward Front Axle.	B71-6007 B716007	 	85062	89408	
	Models with FlexAir Suspension (38000 lb)	C71-1016 C716000 C711016 C71-1002 C71-6015 C711002 C71-6000 C716015	 	 	85067	89451
10-19	Models with Reyco 102AR (Standard) Rear Air Suspension	1288701 12887-02 12887-01 1288702	 	 	85013	89414
08-19	Models with Chalmers 40,000 lb Rear Suspension	800670 665174	 	 	85060



APPLICATION GUIDE

Year	Fitment Notes	OEM#					
				Fleetline	GasSLX		Fleetline































PETERBILT

PETERBILT







365 (cont)

08-15	Models with 12,000 lb to 16,000 lb Taperleaf Front Suspension (Set-Back Axle)	B71-6002 B71-6013 B716002 B716013		85012	89413	
-------	---	--	---	-------	-------	---	------	------	------

367

	Models with Air Track Tri Drive Suspension	03-08350 0308350 C71-6004 C716004			85343
14-24	Models with Air Trac Suspension (40,000 lb)	C71-6003 C716003			85988
08-24	Models with 18,000 lb to 23,000 lb Taperleaf Front Spring Suspension and Set Forward Front Axle.	B71-6007 B716011 0202742 B716007 02-02742 B71-6011		85062	89408	
	Models with Hendrickson HMX 400/460 Haulmax with 16.5" Saddle	60680-004L 60680-004 60680004 60680004L			83143
	Models with Hendrickson HMX 400/460 Haulmax with 17.5" & 18.5" Saddle	60680-005L 60680005L 60680005 60680-005			83142
24	Models with Air Trac Suspension (46,000 lb)	0307421 C71-6002 03-07421 C716002			85311
10-23	Models with Neway ADZ Rear Suspension	90045812 471700013186 471700004423 90045605 90045803			85109
	Conventional Day Cab with O.E.M. Number	R71-6005 20-16755 2016755 R716005			83042
08-23	Models with Air Trac Suspension (46,000 lb)	0307421 C71-6002 03-07421 C716002			85311	89424
	Models with Peterbilt Low Air Leaf Suspension	03-08781 C71-1017 0308781 C711017 C711011 C71-1011			85069	89455
	Models with 12,000 lb to 14,600 lb Taperleaf Spring Suspension and Set Forward Front Axle.	B71-6009 B716009		85062	89408	
08-20	367 Models with 70" Sleepers	R71-6007 R716007 2902455 29-02455			83008
	Models with FlexAir Suspension (38000 lb)	C71-1016 C716000 C711016 C71-1002 C71-6015 C711002 C71-6000 C716015			85067	89451
08-19	Models with Chalmers 40,000 lb Rear Suspension	800670 665174			85060
08-16	Models with 10,000 lb to 16,000 lb Taperleaf Front Spring Suspension and with Set Back Front Axle.	B71-6016 B71-6002 B716002 B716016		85012	89413	

372

89-93	C.O.E. Models with Front Air Suspension	0202739 02-02739		85013	89414	
	C.O.E. Models with Front Spring Suspension	0202738 B71-6016A B71-6016 B716016A 02-02738 B716016		85012	89413	
	Models with Air Trac Suspension (46,000 lb)	0307421 03-07421			85311	89424

APPLICATION GUIDE

Year	Fitment Notes	OEM#					
				Fleetline	GasSLX		Fleetline

PETERBILT

PETERBILT

372 (cont)

89-93	Models with Chalmers 40,000 lb Rear Suspension	800670 665174		85060
	Models with Neway ARD 125/244-8 Models Rear Air Suspension	90044011		85004
	Models with Peterbilt Low Air Leaf Suspension	665633 03-07423 0307423		85033	89427

375

87-96	Conventional Models with Front Air Suspension and Set Back Front Axle.	0202739 02-02739		85013	89414	
	Conventional Models with Front Air Suspension and without Set Back Front Axle.	02-02740 0202740		85036	89405	
	Conventional Models with Spring Suspension and with Set Back Front Axle.	02-02741 0202738 B71-6016A B71-6016 B716016A 02-02738 0202741 B716016		85012	89413	
	Models with 12,000 lb to 14,600 lb Taperleaf Spring Suspension and Set Forward Front Axle.	B71-6009 B71-6007 02-02737 B716007 0202737 B716009		85062	89408	
	Models with 18,000 lb to 23,000 lb Taperleaf Front Spring Suspension and Set Forward Front Axle.	B716011 0202742 02-02742 B71-6011		85062	89408	
	Models with Air Trac Suspension (46,000 lb)	0307421 03-07421		85311	89424
	Models with Chalmers 40,000 lb Rear Suspension	800670 665174		85060
	Models with Link Cabmate Models PBC377 & PBC377-A	12020054 1202-0054	83021
	Models with Neway ARD 125/244-8 Models Rear Air Suspension	90044011		85004
	Models with Peterbilt Low Air Leaf Suspension	665633 03-07423 0307423		85033	89427

376

02	Models with 12,000 lb to 14,600 lb Taperleaf Spring Suspension and Set Forward Front Axle.	B71-6009 B71-6007 02-02737 B716007 0202737 B716009		85062	89408
	Models with 18,000 lb to 23,000 lb Taperleaf Front Spring Suspension and Set Forward Front Axle.	B716011 0202742 02-02742 B71-6011		85062	89408
	Models with Air Trac Suspension (46,000 lb)	0307421 03-07421		85311	89424
00	Models with 12,000 lb to 14,600 lb Taperleaf Spring Suspension and Set Forward Front Axle.	B71-6009 B71-6007 02-02737 B716007 0202737 B716009		85062	89408
	Models with 18,000 lb to 23,000 lb Taperleaf Front Spring Suspension and Set Forward Front Axle.	B716011 0202742 02-02742 B71-6011		85062	89408
	Models with Air Trac Suspension (46,000 lb)	0307421 03-07421		85311	89424
99	Conventional Models with Front Air Suspension and Set Back Front Axle.	0202739 02-02739		85013	89414
	Conventional Models with Front Air Suspension and without Set Back Front Axle.	02-02740 0202740		85036	89405
	Conventional Models with Spring Suspension and with Set Back Front Axle.	02-02741 0202738 B71-6016A B71-6016 B716016A 02-02738 0202741 B716016		85012	89413

APPLICATION GUIDE

Year	Fitment Notes	OEM#					
				Fleetline	GasSLX		Fleetline

PETERBILT

PETERBILT

376 (cont)

99	Models with 12,000 lb to 14,600 lb Taperleaf Spring Suspension and Set Forward Front Axle.	B71-6009 B71-6007 02-02737 B716007 0202737 B716009	 	85062	89408	
	Models with 18,000 lb to 23,000 lb Taperleaf Front Spring Suspension and Set Forward Front Axle.	B716011 0202742 02-02742 B71-6011	 	85062	89408	
	Models with Air Trac Suspension (46,000 lb)	0307421 03-07421	 		85311	89424
	Models with Chalmers 40,000 lb Rear Suspension	800670 665174	 		85060
	Models with Neway ARD 125/244-8 Models Rear Air Suspension	90044011	 		85004
	Models with Peterbilt Low Air Leaf Suspension	665633 03-07423 0307423	 		85033	89427
95-96	Models with 12,000 lb to 14,600 lb Taperleaf Spring Suspension and Set Forward Front Axle.	B71-6009 B71-6007 02-02737 B716007 0202737 B716009	 	85062	89408	
	Models with 18,000 lb to 23,000 lb Taperleaf Front Spring Suspension and Set Forward Front Axle.	B716011 0202742 02-02742 B71-6011	 	85062	89408	
94-96	Conventional Models with Front Air Suspension and Set Back Front Axle.	0202739 02-02739	 	85013	89414	
	Conventional Models with Front Air Suspension and without Set Back Front Axle.	02-02740 0202740	 	85036	89405	
	Conventional Models with Spring Suspension and with Set Back Front Axle.	02-02741 0202738 B71-6016A B71-6016 B716016A 02-02738 0202741 B716016	 	85012	89413	
	Models with Air Trac Suspension (46,000 lb)	0307421 03-07421	 		85311	89424
	Models with Chalmers 40,000 lb Rear Suspension	800670 665174	 		85060
	Models with Neway ARD 125/244-8 Models Rear Air Suspension	90044011	 		85004
	Models with Peterbilt Low Air Leaf Suspension	665633 03-07423 0307423	 		85033	89427
88-92	Conventional Models with Front Air Suspension and Set Back Front Axle.	0202739 02-02739	 	85013	89414	
	Conventional Models with Front Air Suspension and without Set Back Front Axle.	02-02740 0202740	 	85036	89405	
	Conventional Models with Spring Suspension and with Set Back Front Axle.	02-02741 0202738 B71-6016A B71-6016 B716016A 02-02738 0202741 B716016	 	85012	89413	
	Models with Air Trac Suspension (46,000 lb)	0307421 03-07421	 		85311	89424
	Models with Chalmers 40,000 lb Rear Suspension	800670 665174	 		85060
	Models with Neway ARD 125/244-8 Models Rear Air Suspension	90044011	 		85004
	Models with Peterbilt Low Air Leaf Suspension	665633 03-07423 0307423	 		85033	89427
92	Models with 12,000 lb to 14,600 lb Taperleaf Spring Suspension and Set Forward Front Axle.	B71-6009 B71-6007 02-02737 B716007 0202737 B716009	 	85062	89408	

APPLICATION GUIDE

Year	Fitment Notes	OEM#					
				Fleetline	GasSLX		Fleetline

PETERBILT

PETERBILT

376 (cont)

92	Models with 18,000 lb to 23,000 lb Taperleaf Front Spring Suspension and Set Forward Front Axle.	B716011 0202742 02-02742 B71-6011	 	85062	89408
88-90	Models with 12,000 lb to 14,600 lb Taperleaf Spring Suspension and Set Forward Front Axle.	B71-6009 B71-6007 02-02737 B716007 0202737 B716009	 	85062	89408
	Models with 18,000 lb to 23,000 lb Taperleaf Front Spring Suspension and Set Forward Front Axle.	B716011 0202742 02-02742 B71-6011	 	85062	89408

377

	Conventional Models with Unibuilt Cab	R71-6007 R716007 2902455 29-02455	 	83008
99-01	Models with O.E.M. Number	R71-6007 R716007 2902455 29-02455	 	83008
87-01	Conventional Models with Front Air Suspension and Set Back Front Axle.	0202739 02-02739	 	85013	89414	
	Conventional Models with Front Air Suspension and without Set Back Front Axle.	02-02740 0202740	 	85036	89405	
	Conventional Models with Spring Suspension and with Set Back Front Axle.	02-02741 0202738 02-02738 0202741	 	85012	89413	
	Models with 12,000 lb to 14,600 lb Taperleaf Spring Suspension and Set Forward Front Axle.	B71-6009 B71-6007 02-02737 B716007 0202737 B716009	 	85062	89408	
	Models with 18,000 lb to 23,000 lb Taperleaf Front Spring Suspension and Set Forward Front Axle.	B716011 0202742 02-02742 B71-6011	 	85062	89408	
	Models with Air Trac Suspension (46,000 lb)	0307421 03-07421	 	 	85311	89424
	Models with Chalmers 40,000 lb Rear Suspension	800670 665174	 	 	85060
	Models with Link Cabmate Models PBC379 & PBC379-A	12020054 1202-0054	 	83021
	Models with Neway ARD 125/244-8 Models Rear Air Suspension	90044011	 	 	85004
	Models with Peterbilt Low Air Leaf Suspension	665633 03-07423 0307423	 	 	85033	89427

378

03-07	Models with Peterbilt Low Air Leaf Suspension	03-08781 C71-1017 0308781 C711017	 	 	85069	89455
99-07	Models with FlexAir Suspension (38000 lb)	C716000 C71-1002 C711002 C71-6000	 	 	85067	89451
88-07	Conventional Models with Front Air Suspension and Set Back Front Axle.	0202739 02-02739	 	85013	89414	
	Conventional Models with Front Air Suspension and without Set Back Front Axle.	02-02740 0202740	 	85036	89405	
	Conventional Models with Spring Suspension and with Set Back Front Axle.	02-02741 0202738 B71-6016A B71-6016 B716016A 02-02738 0202741 B716016	 	85012	89413	

APPLICATION GUIDE

Year	Fitment Notes	OEM#					
				Fleetline	GasSLX		Fleetline

PETERBILT

PETERBILT

378 (cont)

88-07	Models with 12,000 lb to 14,600 lb Taperleaf Spring Suspension and Set Forward Front Axle.	B71-6009 B71-6007 02-02737 0201787 B716007 0202737 B716009 02-01787	OO	85062	89408	
	Models with 18,000 lb to 23,000 lb Taperleaf Front Spring Suspension and Set Forward Front Axle.	B716011 0202742 02-02742 B71-6011	OO	85062	89408	
	Models with Air Trac Suspension (46,000 lb)	0307421 03-07421			85311	89424
	Models with Chalmers 40,000 lb Rear Suspension	800670 665174			85060
	Models with Link Cabmate Models PBC377 & PBC377-A	12020054 1202-0054		83021
	Models with Neway ARD 125/244-8 Models Rear Air Suspension	90044011			85004
88-02	Models with Peterbilt Low Air Leaf Suspension	665633 03-07423 0307423			85033	89427

379

	Conventional Models with Unibuilt Cab	R71-6007 R716007 2902455 29-02455	OO	83008
03-07	Models with Peterbilt Low Air Leaf Suspension	03-08781 C71-1017 0308781 C711017 C711011 C71-1011			85069	89455
99-07	Models with FlexAir Suspension (38000 lb)	C716000 C71-1002 C711002 C71-6000			85067	89451
	Models with O.E.M. Number	R71-6007 R716007 2902455 29-02455		83008
86-07	Conventional Models with Front Air Suspension and Set Back Front Axle.	0202739 02-02739	OO	85013	89414	
	Conventional Models with Front Air Suspension and without Set Back Front Axle.	02-02740 0202740	OO	85036	89405	
	Conventional Models with Spring Suspension and with Set Back Front Axle.	02-02741 0202738 B71-6016A 0201890 B71-6016 02-01890 B716016A 02-02738 0202741 B716016	OO	85012	89413	
	Models with 12,000 lb to 14,600 lb Taperleaf Spring Suspension and Set Forward Front Axle.	B71-6009 B71-6007 02-02737 0201787 B716007 0202737 B716009 02-01787	OO	85062	89408	
	Models with 18,000 lb to 23,000 lb Taperleaf Front Spring Suspension and Set Forward Front Axle.	B716011 0202742 02-02742 B71-6011	OO	85062	89408	
	Models with Air Trac Suspension (46,000 lb)	03-07421SPL 0307421 03-07421 0307421SPL			85311	89424
	Models with Chalmers 40,000 lb Rear Suspension	800670 665174			85060
	Models with Link Cabmate Models PBC379 & PBC379-A	12020054 1202-0054		83021
86-02	Models with Peterbilt Low Air Leaf Suspension	665633 03-07423 0307423			85033	89427

APPLICATION GUIDE

Year	Fitment Notes	OEM#					
			Fleetline	GasSLX	Fleetline	GasSLX	Cab Shock Specialty Shock

PETERBILT

382

PETERBILT

11-17	Models with 10,000 lb to 12,000 lb Front Axle	B71-6005 B716005	○	85084	89460
	Models with 12,000 lb to 14,600 lb Taperleaf Spring Suspension and Set Forward Front Axle.	B71-6009 02-02737 0202737 B716009	○	85062	89408
	Models with Air Trac Suspension (46,000 lb)	0307421 C71-6002 03-07421 C716002	○	85311	89424
	Models with FlexAir Suspension (38000 lb)	C71-1016 C716000 C711016 C71-1002 C71-6015 C711002 C71-6000 C716015	○	85067	89451
	Models with Peterbilt Low Air Leaf Suspension	03-08781 C71-1017 0308781 C711017 C711011 C71-1011	○	85069	89455
	Models with Reyco 102AR (Standard) Rear Air Suspension	1288701 12887-02 12887-01 1288702	○	85013	89414
	Models with Reyco 79KB Rear Steel Spring Suspension	19495-01 1672501 16725-01 1949501 TK19679	○	83126	89430

384

13-16	Models with 12,000 lb to 14,600 lb Taperleaf Spring Suspension and Set Forward Front Axle. (Heavy Duty)	B71-6009 B716009	○	85062	89408
	Models with 12,000 lb to 14,600 lb Taperleaf Spring Suspension and Set Forward Front Axle. (Std Duty)	B71-6009 B716009	○	83219
08-16	Conventional Day Cab with O.E.M. Number	R71-6005 20-16755 2016755 R716005	○	83042
	Models with Air Trac Suspension (46,000 lb)	0307421 C71-6002 03-07421 C716002	○	85311	89424
	Models with FlexAir Suspension (38000 lb)	C71-1016 C716000 C711016 C71-1002 C71-6015 C711002 C71-6000 C716015	○	85067	89451
	Models with Peterbilt Low Air Leaf Suspension	03-08781 C71-1017 0308781 C711017 C711011 C71-1011	○	85069	89455
08-12	Models with 12,000 lb to 14,600 lb Taperleaf Spring Suspension and Set Forward Front Axle.	02-02737 0202737	○	85062	89408

385

	Models with 12,000 lb to 14,600 lb Taperleaf Spring Suspension and Set Forward Front Axle.	B71-6009 B71-6007 02-02737 B716007 0202737 B716009	○	85062	89408
	Models with 18,000 lb to 23,000 lb Taperleaf Front Spring Suspension and Set Forward Front Axle.	B716011 0202742 02-02742 B71-6011	○	85062	89408
	Models with Chalmers 40,000 lb Rear Suspension	800670 665174	○	85060
	Models with Neway ARD 125/244-8 Models Rear Air Suspension	90044011	○	85004

APPLICATION GUIDE

Year	Fitment Notes	OEM#					
					Fleetline	GasSLX	Cab Shock Specialty Shock

PETERBILT

PETERBILT

385 (cont)

04-07	Models with Peterbilt Low Air Leaf Suspension	03-08781 C71-1017 0308781 C711017	I O	85069	89455
95-07	Conventional Models with Spring Suspension and with Set Back Front Axle.	02-02741 0202738 B71-6016A B71-6016 B716016A 02-02738 0202741 B716016	O O	85012	89413
	Models with Air Trac Suspension (46,000 lb)	0307421 03-07421	I O	85311	89424
	Models with FlexAir Suspension (38000 lb)	C716000 C71-1002 C711002 C71-6000	O O	85067	89451
95-02	Models with Peterbilt Low Air Leaf Suspension	665633 03-07423 0307423	I O	85033	89427

386

13-16	Models with Air Trac Suspension (40,000 lb)	C71-6003 C716003	I O	85988
06-16	386 Models with Sleepers	R71-6007 R716007 2902455 29-02455	O O	83008
	Conventional Day Cab with O.E.M. Number	R71-6005 20-16755 2016755 R716005	O O	83042
	Conventional Models with Front Air Suspension and Set Back Front Axle.	0202739 02-02739	O O	85013	89414
	Conventional Models with Front Air Suspension and without Set Back Front Axle.	02-02740 0202740	O O	85036	89405
	Conventional Models with Spring Suspension and with Set Back Front Axle.	02-02741 0202738 B71-6016A B71-6016 0204010 B71-6016 02-04010 B71-6018 B716016A 02-02738 0202741 B716016 B716018	O O	85012	89413
	Models with 12,000 lb to 14,600 lb Taperleaf Spring Suspension and Set Forward Front Axle.	B71-6009 B71-6007 02-02737 B716007 0202737 B716009	O O	85062	89408
	Models with 18,000 lb to 23,000 lb Taperleaf Front Spring Suspension and Set Forward Front Axle.	B716011 0202742 02-02742 B71-6011	O O	85062	89408
	Models with Air Trac Suspension (46,000 lb)	0307421 03-07421	I O	85311	89424
	Models with FlexAir Suspension (38000 lb)	C71-1016 C716000 C711016 C71-1002 C71-6015 C711002 C71-6000 C716015	O O	85067	89451
	Models with Peterbilt Air Leaf Suspension	0307421 C71-6002 03-07421 C716002	I O	85311	89424
Models with Peterbilt Low Air Leaf Suspension	03-08781 C71-1017 0308781 C711017 C711011 C71-1011	I O	85069	89455	

APPLICATION GUIDE

Year	Fitment Notes	OEM#					
				Fleetline	GasSLX		Fleetline

PETERBILT

PETERBILT

387

	Models with 12,000 lb to 14,600 lb Taperleaf Spring Suspension and Set Forward Front Axle.	B71-6009 B71-6007 02-02737 B716007 0202737 B716009		85062	89408
	Models with 18,000 lb to 23,000 lb Taperleaf Front Spring Suspension and Set Forward Front Axle.	B716011 0202742 02-02742 B71-6011		85062	89408
03-11	Models with Peterbilt Low Air Leaf Suspension	03-08781 C71-1017 0308781 C711017 C711011 C71-1011		85069	89455
00-11	387 Models with 70" Sleepers	2906005 R71-6008 29-06032 2906032 R716008 29-06005		83035
	Conventional Models with Front Air Suspension and Set Back Front Axle.	0202739 02-02739		85013	89414
	Conventional Models with Front Air Suspension and without Set Back Front Axle.	02-02740 0202740		85036	89405
	Conventional Models with Spring Suspension and with Set Back Front Axle.	02-02741 0202738 B71-6016A 0204010 B71-6016 02-04010 B71-6018 B716016A 02-02738 0202741 B716016 B716018		85012	89413
	Models with FlexAir Suspension (38000 lb)	C716000 C71-1002 C711002 C71-6000		85067	89451
	Models with Peterbilt Air Leaf Suspension	0307421 03-07421		85311	89424
00-02	Models with Peterbilt Low Air Leaf Suspension	665633 03-07423 0307423		85033	89427

388

14-15	Models with Air Trac Suspension (40,000 lb)	C71-6003 C716003		85988
13-15	Models with 12,000 lb to 14,600 lb Taperleaf Spring Suspension and Set Forward Front Axle. (Heavy Duty)	B71-6009 B716009		85062	89408
	Models with 12,000 lb to 14,600 lb Taperleaf Spring Suspension and Set Forward Front Axle. (Std Duty)	B71-6009 B716009		83219
08-15	388 Models with 70" Sleepers	R71-6007 R716007 2902455 29-02455		83008
	Conventional Day Cab with O.E.M. Number	R71-6005 20-16755 2016755 R716005		83042
	Conventional Models with Front Air Suspension and Set Back Front Axle.	0202739 85013A0C 02-02739		85013	89414
	Conventional Models with Front Air Suspension and without Set Back Front Axle.	02-02740 0202740		85036	89405
	Conventional Models with Spring Suspension and with Set Back Front Axle.	0204010 02-04010 B71-6018 B716018		85012	89413
	Models with 12,000 lb to 14,600 lb Taperleaf Spring Suspension and Set Forward Front Axle.	B71-6007 B716007		85062	89408
	Models with 18,000 lb to 23,000 lb Taperleaf Front Spring Suspension and Set Forward Front Axle.	B716011 0202742 02-02742 B71-6011		85062	89408

APPLICATION GUIDE

Year	Fitment Notes	OEM#					
				Fleetline	GasSLX		Fleetline

PETERBILT

PETERBILT





388 (cont)

08-15	Models with Air Trac Suspension (46,000 lb)	0307421 C71-6002 03-07421 C716002	 O	85311	89424
	Models with FlexAir Suspension (38000 lb)	C71-1016 C716000 C711016 C71-1002 C71-6015 C711002 C71-6000 C716015	 O O	85067	89451
	Models with Hendrickson HMX 400/460 Haulmax with 16.5" Saddle	60680-004L 60680-004 60680004 60680004L	 O	83143
	Models with Hendrickson HMX 400/460 Haulmax with 17.5" & 18.5" Saddle	60680-005L 60680005L 60680005 60680-005	 O	83142
	Models with Peterbilt Air Leaf Suspension	0307421PLUS 03-07421PLUS 0307421 03-07421	 O	85311	89424
	Models with Peterbilt Low Air Leaf Suspension	03-08781 C71-1017 0308781 C711017 C711011 C71-1011	 -	85069	89455
06-07	Conventional Day Cab with O.E.M. Number	R71-6005 20-16755 2016755 R716005	 O O	83042

389

15-24	Models with O.E.M. Number	B716012 B71-6012	 O	85119	 O
14-24	Models with Air Trac Suspension (40,000 lb)	C71-6003 C716003	 O	85988
08-24	389 Models with 52" , 72" , and 78" Sleepers	R71-6007 R716007 2902455 29-02455	 O O	83008
	Models with 12,000 lb to 14,600 lb Taperleaf Spring Suspension and Set Forward Front Axle.	B71-6009 B71-6007 02-02737 B716007 0202737 B716009	 O O	85062	89408	 O
	Models with FlexAir Suspension (38000 lb)	C71-1016 C716000 C711016 C71-1002 C71-6015 C711002 C71-6000 C716015	 O O	85067	89451
	Models with Hendrickson HMX 400/460 Haulmax with 16.5" Saddle	60680-004L 60680-004 60680004 60680004L	 O	83143
	Models with Hendrickson HMX 400/460 Haulmax with 17.5" & 18.5" Saddle	60680-005L 60680005L 60680005 60680-005	 O	83142
	Models with Peterbilt Low Air Leaf Suspension	03-08781 C71-1017 0308781 C711017 C71-6005 C711011 C71-1011 C716005	 -	85069	89455
24	Models with Air Trac Suspension (46,000 lb)	C71-6002 C716002	 O	85311
21-23	Conventional Day Cab with O.E.M. Number	R71-6005 R716005	 O O	83042
14-23	Models with Air Trac Suspension (46,000 lb)	C71-6002 C716002	 O	85311	89424

















APPLICATION GUIDE

Year	Fitment Notes	OEM#					
			 Fleetline	GasSLX	 Fleetline	GasSLX	Cab Shock Specialty Shock





















PETERBILT

PETERBILT









389 (cont)

14-23	Models with Neway ADZ Rear Suspension	90045812 471700013186 471700004423 90045605 90045803		85109		85109
08-23	Models with 18,000 lb to 23,000 lb Taperleaf Front Spring Suspension and Set Forward Front Axle.	B716011 0202742 02-02742 B71-6011		85062	89408	
08-22	Conventional Models with Front Air Suspension and Set Back Front Axle.	0202739 02-02739		85013	89414	
08-21	Conventional Models with Front Air Suspension and without Set Back Front Axle.	02-02740 0202740		85036	89405	
	Conventional Models with Spring Suspension and with Set Back Front Axle.	0204010 02-04010 B71-6018 B71-6013 B716013 B716018		85012	89413	
08-20	Conventional Day Cab with O.E.M. Number	R71-6005 20-16755 2016755 R716005			83042
08-19	Models with Hendrickson HN - 522 Rear Suspension	60680003 60680-003L 60680-003 60680003L			83112
08-13	Models with Peterbilt Air Leaf Suspension	0307421 03-07421			85311	89424



520

17-24	Models with 18,000 lb to 23,000 lb Taperleaf Front Spring Suspension and Set Forward Front Axle.	B716011 B71-6011		85062	89408	
	Models with Hendrickson HMX 400/460 Haulmax with 17.5" & 18.5" Saddle	60680-005L 60680005L 60680005 60680-005			83142
17-23	Models with Air Trac Suspension (46,000 lb)	C71-6002 C716002			85311	89424
	Models with Neway ADZ Rear Suspension	90045812 471700013186 471700004423 90045605 90045803			85109
	Models with Peterbilt Low Air Leaf Suspension	C71-1017 C711017 C711011 C71-1011			85069	89455
17-22	Models with Air Trac Suspension (40,000 lb)	C71-6003 C716003			85988
	Models with Hendrickson HMX 400/460 Haulmax with 16.5" Saddle	60680-004L 60680-004 60680004 60680004L			83143
	Models with Reyco 102AR (Standard) Rear Air Suspension	1288701 12887-02 12887-01 1288702			85013	89414
	Models with Reyco 79KB Rear Steel Spring Suspension	19495-01 1672501 16725-01 1949501 TK19679			83126	89430
17-19	Models with Neway AD-252-10 Tandem Axle	90045132			85909

536

22-24	Models with 10,000 lb to 14,600 lb Taperleaf Springs and Set Back Front Axles	B71-6019 B716019		85989	
	Models with Air Trac Suspension (40,000 lb)	C71-6003 C716003			85988
24	Models with Peterbilt Low Air Leaf Suspension	C71-1017 C711017			85069
22-23	Models with Peterbilt Low Air Leaf Suspension	C71-1017 C711017			85069	89455

537

22-24	Models with 10,000 lb to 14,600 lb Taperleaf Springs and Set Back Front Axles	B71-6019 B716019		85989	
-------	---	---------------------	---	-------	------	------	---	------	------	------

APPLICATION GUIDE

Year	Fitment Notes	OEM#					
			Fleetline	GasSLX	Fleetline	GasSLX	Cab Shock Specialty Shock

PETERBILT

PETERBILT

537 (cont)

22-24	Models with Air Trac Suspension (40,000 lb)	C71-6003 C716003	 O	85988
	Models with Reyco 102 or 79KB Suspension (Drive Axle)	19495-01 1672501 16725-01 1949501 TK19679	 O O	83126	89430
24	Models with Peterbilt Low Air Leaf Suspension	C71-1017 C711017	 I	85069
23	Models with Peterbilt Low Air Leaf Suspension	C711017	 I	85069
		C71-1017	 I	85069	89455
22	Models with 16,000 lb to 20,000 lb Taperleaf Springs and Set Back Front Axles	B716020 B71-6020	O	85989
	Models with Peterbilt Low Air Leaf Suspension	C71-1017	 O	85069
		C711017	 I	85069	89455

548

22-24	Models with 20,000 lb Taperleaf Springs and Set Back Front Axles	B716020 B71-6020	O	85989
	Models with Air Trac Suspension (40,000 lb)	C71-6003 C716003	 O	85988
	Models with Hendrickson HMX 400/460 Haulmax with 16.5" Saddle	60680-004L 60680-004 60680004 60680004L	 O I	83143
	Models with Hendrickson HMX 400/460 Haulmax with 17.5" & 18.5" Saddle	60680-005L 60680005L 60680005 60680-005	 O I	83142
22-23	Models with 10,000 lb to 14,600 lb Taperleaf Springs and Set Back Front Axles	B71-6019 B716019	O	85989
	Models with Peterbilt Low Air Leaf Suspension	C71-6005 C716005	 O	85069	89455

567

22-24	Models with Air Track Tandem with TRD8000 Pusher Axle	C71-6004 C716004	 O	85343
	Models with O.E.M. Number	B716012 B71-6012	O	85119
16-24	Day Cab Models with O.E.M. Number	25523002 1201-8001 12018001	 O O	83908
	Sleeper Cab models with O.E.M. Number (Shocks only)	25523024 12018006 1201-8006	 O O	83081
14-24	Models with 12,000 lb to 14,600 lb Taperleaf Spring Suspension and Set Forward Front Axle.	B71-6009 B716009	O	85062	89408
	Models with Air Trac Suspension (40,000 lb)	C71-6003 C716003	 O	85988
	Models with Air Trac Suspension (46,000 lb)	C71-6002 C716002	 O	85311	89424
	Models with FlexAir Suspension (38000 lb)	C71-1016 C711016 C71-6015 C716015	 O O	85067	89451
	Models with Hendrickson HMX 400/460 Haulmax with 16.5" Saddle	60680-004L 60680-004 60680004 60680004L	 O I	83143
	Models with Hendrickson HMX 400/460 Haulmax with 17.5" & 18.5" Saddle	60680-005L 60680005L 60680005 60680-005	 O I	83142
	Models with Neway ADZ Rear Suspension	90045812 471700013186 471700004423 90045605 90045803	 O O	85109
	Models with Peterbilt Low Air Leaf Suspension	C71-1017 C711017 C71-6005 C716005	 I	85069	89455
14-23	Models with 10,000 lb to 14,600 lb Taperleaf Springs and Set Back Front Axles	B71-6019 B716019	O	85989

APPLICATION GUIDE

Year	Fitment Notes	OEM#					
				Fleetline	GasSLX		Fleetline

PETERBILT

PETERBILT

567 (cont)

14-23	Models with 18,000 lb to 23,000 lb Taperleaf Front Spring Suspension and Set Forward Front Axle.	B716011 B71-6011	○	85062	89408	
	Models with 20,000 lb Taperleaf Springs and Set Back Front Axles	B716020 B71-6020	○	85989
14-20	Models with Watson & Chalin SL Series Steerable Lift Axle (8,000 to 13,500 lb)	11418 11418WAC	○	646177
14-19	Models with Chalmers 40,000 lb Rear Suspension	800670 665174	○		85060

579

16-24	Sleeper Cab models with O.E.M. Number (Shocks only)	25523024 12018006 1201-8006	○	83081
14-24	Models with Air Trac Suspension (40,000 lb)	C71-6003 C716003		85988
13-24	Models with 10,000 lb to 14,600 lb Taperleaf Springs and Set Back Front Axles	B71-6019 B716019	○	85989
	Models with Air Trac Suspension (46,000 lb)	0307421 C71-6002 03-07421 C716002			85311	89424
	Models with FlexAir Suspension (38000 lb)	C71-1016 C716000 C711016 C71-1002 C71-6015 C711002 C71-6000 C716015			85067	89451
	Models with Neway ADZ Rear Suspension	90045812 471700013186 471700004423 90045605 90045803			85109
	Models with Peterbilt Low Air Leaf Suspension	03-08781 C71-1017 0308781 C711017 C71-6005 C711011 C71-1011 C716005			85069	89455
	Models with Reyco 79KB Rear Steel Spring Suspension	19495-01 1672501 16725-01 1949501 TK19679			83126	89430
16-23	Day Cab Models with O.E.M. Number	25523002 1201-8001 12018001	○	83908
13-22	Models with O.E.M. Number	B716012 B71-6012	○	85119
	Models with Reyco 102AR (Standard) Rear Air Suspension	1288701 12887-02 12887-01 1288702			85013	89414
13-21	Models with Peterbilt Front Air Leaf Suspension	B716000 B71-6000	○	85959
13-18	Models with 12,000 lb to 14,600 lb Taperleaf Spring Suspension and Set Forward Front Axle.	B71-6009 02-02737 0202737 B716009	○	85062	89408	
13-16	Day Cab Models with 10,000 lb to 12,000 lb Front Axle	B71-6005 B716005	○	85084	89460	

587

11-18	587 Models with 70" Sleepers	R71-6008 29-06032 2906032 R716008	○	83035
	Models with 12,000 lb to 14,600 lb Taperleaf Spring Suspension and Set Forward Front Axle.	B71-6009 02-02737 0202737 B716009	○	85062	89408	
	Models with Air Trac Suspension (46,000 lb)	0307421 C71-6002 03-07421 C716002			85311	89424

APPLICATION GUIDE

Year	Fitment Notes	OEM#					
				Fleetline	GasSLX		Fleetline

PETERBILT

PETERBILT

587 (cont)

11-18	Models with FlexAir Suspension (38000 lb)	C71-1016 C716000 C711016 C71-1002 C71-6015 C711002 C71-6000 C716015		85067	89451
	Models with Peterbilt Low Air Leaf Suspension	03-08781 C71-1017 0308781 C711017 C711011 C71-1011		85069	89455
	Models with Reyco 102AR (Standard) Rear Air Suspension	1288701 12887-02 12887-01 1288702		85013	89414
	Models with Reyco 79KB Rear Steel Spring Suspension	19495-01 1672501 16725-01 1949501 TK19679		83126	89430
11-13	Models with Peterbilt Front Air Leaf Suspension	B716000 B71-6000		85959

VARIOUS

78-21	48" Sleepers with Link Bunkmate Model PBS48-A	12021044 1202-1044		83025
	63" Sleepers with Link Bunkmate Model PBS63-A	12021044 1202-1044		83025

PHOENIX

PHOENIX

CRUISER

00-23	MotorHomes with Ford E350 or E450 Chassis	ASH1154 8C2418045DA 8C2Z-18124-D 8C2Z18124D 8C24-18045-DA ASH-1154 AT163G AT-163G		G63622
		8C24-18080-DB 8C2Z18125D ASH-1136 8C2Z-18125-D AT164G 8C2418080DB ASH1136 AT-164G		G63623

TRX

20-22	MotorHomes with Ford Transit-350 Chassis			G64177
-------	--	--	--	------	------	--------

PIERCE MFG. INC.

PIERCE MFG. INC.

VARIOUS

	Additional O.E.M. Interchanges	40-3089 400242 40-0242		83312	89409	
		404951 40-4951		85316	89426	
		405348 40-5348		85058	89431	
		40-3135		89440			
		Models w/ Hendrickson FireMaax EX Suspension with Small Clamp group and 8-5/8" Ride Height	060665013 060665-013 60665013 60665-013L 060665-013L 60665-013		85965
		Models with Arrow Chassis (Except Arrow XT)	400242 40-0242		83312	89409
	Models with Dash Chassis (Except Dash -2000)	400242 40-0242		83312	89409	
	Models with Lance Chassis	404951 40-4951		85316	89426	

APPLICATION GUIDE

Year	Fitment Notes	OEM#					
			Fleetline	GasSLX	Fleetline	GasSLX	Cab Shock/ Specialty Shock

PIERCE MFG. INC.

VARIOUS (cont)

PIERCE MFG. INC.

	Models with Quantum Chassis	40-6967 406967	○	89440				
	Models with Saber Chassis	404951 40-4951		85316	89426
	Pierce FireTrucks with O.E.M. Number	680401	○	85307
	Self - Steering Axle Shocks	2034140	○	646177				
09-24	Models with Freightliner Chassis (M2 106 or 108SD with 8000 to 16000 lb Front Axle and Taperleaf Spring)	10-13760-000 101376000 10-13592-000 47170000440 471700002991 SDA471700002991	○	85959
	Models with Freightliner Chassis (M2 112 or 114SD with 12000 lb to 20000 lb Front Axle)	1013809000 10-13809-000 471700003920	○	85958
03-24	Models with Freightliner M2 112 Chassis (Day Cab Models with Spring Suspensions)	1860767000 18-47349-000 814903003483 18-60767-000 1847349000	○	83039
02-24	Models with Freightliner Chassis (M2 106, 108SD or 114SD with Day Cab Models and Spring Suspensions)	1860766000 18-47350-000 18-60766-000 814903003482 1847350000	○	83040
19-23	Models with International HV Chassis with 11,000 lb to 14,000 lb Taper-leaf Springs	6127714C1	○	85928
	Models with International HV Chassis with Hendrickson HMX 400/460 Haulmax with 16.5" Saddle	60680-004L 60680-004 60680004 60680004L	○	83143
	Models with International HV Chassis with Hendrickson HMX 400/460 Haulmax with 17.5" & 18.5" Saddle	60680-005L 60680005L 60680005 HDR60680-005 HDR60680005 60680-005	○	83142
	Models with International HV Chassis with Hendrickson Primaax 230/460 Air Suspension with 9" Ride Height	60657-003 60657003 60657003L 3626571C2 H60657003 60657-003L	○	85072
	Models with International HV Chassis with Link Cab Mate Suspension	12019008 1201-9008 2509223C92 2509223C91	○	83054
17-23	Models with Ford F-450 or F-550 Chassis (4WD and OEM number)	ASH-85927 LC3Z-18125-W ASH-866127 ASH-866139 LC3Z-18125-J HC3Z-18125-EP HC3Z-18125-X ASH-85789	○	77986
20-22	Models with International MV Chassis with 20,000 lb IROS Air Suspension	6127713C2	○	85656
19-22	Models with International MV Chassis with 9,000 to 10,000 lb Front Suspension	6127088C1	○	83163
	Models with International MV Chassis with Hendrickson HAS - 230 Rear Air Suspension	60675-003 H60675-003 3514952C1 60675-003L 60675003L 60675003 H60675003	○	85976
03-22	Models with Freightliner M2 112 Chassis (Crew Cab Models with O.E.M. Number)	18-41762-000 1841762000 1860764000 814903003528 18-60764-000	○	83038
19-21	Models with International HV Chassis with 16,000 lb to 23,000 lb Parabolic Taperleaf Springs	3576464C2	○	85957
	Models with International HV Chassis with 18,000 to 20,000 lb (Set Forward) Front Axle	3868265C1	○	85995

POWERHOUSE COACH INC.

POWERHOUSE COACH INC.

11-22	Models with Volvo VNL780 Chassis with 40,000 lb Rear Air Suspension	21462380 471700006040	○	85088
-------	---	--------------------------	---	------	------	-------	------	------

APPLICATION GUIDE

Year	Fitment Notes	OEM#					
				Fleetline	GasSLX		Fleetline

POWERHOUSE COACH INC.

POWERHOUSE COACH INC.

VARIOUS (cont)

06-19	Models with Volvo VNL780 Chassis with Hendrickson Airtek	64838-003L 64838003L 21137330 20485633 20485632 471700003832 64838-003 64838003	 	85933	89454	
06-11	Models with Volvo VNL780 Chassis with 40,000 lb Rear Air Suspension	20551628 471700000443	 	 	85066	89448
06-10	Models with Volvo VNL780 Chassis with 12,500 - 14,600 lb Front Axle	20973993 20433424	 	85061	89450	

POWERPACKER

POWERPACKER

	Models with PowerPacker Cab Suspension	PP1058870	 	83059
--	--	-----------	------	------	------	------	------	------	-------

PREVOST

PREVOST

	LeMirage XL 40 ft, 45 ft, & H3-45 VIP Coaches with I-Beam Front Suspension	630134 481700999376	 	85329
	X3-45 Bus	630253	 	 	85713
07-09	XL II MTH Bus	630253	 	 	85713
04-09	H3 Bus, H3 VIP Bus	630252	 	85329
		630253	 	 	85713
04-06	XL II Bus, XL II MTH Bus	630252	 	85329
		630253	 	 	85713
99-03	XL II Bus, XL II MTH Bus	630134 481700999376 680422	 	85329
		481700999386 630127 650407	 	 	85736
		630134 481700999376 680422	 	85329
96-03	H3 Bus, H3 VIP Bus	630134 481700999376 680422	 	85329
		481700999386 630127 650407	 	 	85736
		630134 481700999376 680422	 	85329
89-00	XL-45 Coach	630134 481700999376 680422	 	85329
		481700999386 630127 650407	 	 	85736

RAM

RAM





4500

12-18	Models with O.E.M. Number	6811 1105AC001 05168295AB 05168284AC 6811 1104AB-001 6811 1105AC 6811 1105AC-001 6811 1104AB 6811 1104AB001	 	85649
		05168296AA 6811 1107AA 6811 1107AA-001 6811 1107AA001	 	 	85650

5500

12-18	Models with O.E.M. Number	6811 1105AC001 05168295AB 05168284AC 6811 1104AB-001 6811 1105AC 6811 1105AC-001 6811 1104AB 6811 1104AB001	 	85649
		05168296AA 6811 1107AA 6811 1107AA-001 6811 1107AA001	 	 	85650

APPLICATION GUIDE

Year	Fitment Notes	OEM#					
				Fleetline	GasSLX		Fleetline

REYCO SUSPENSION

DRIVE AXLE (cont)

102AR for Western Star Models	1982401 19824-01			○	85006		
102AR-7 Models	1779401 17794-01			○	83215		
102AR-LM Models	19623-01 1962301			○	83123	89405	
102W Drive Models	2149701 21497-01			○	85005	89430	
200 Models Air Suspension	2012901 22062-01 20129-01 2206201			○	85007		
21AR - 25000 lb Capacity	1288701 12887-02 12887-01 1288702			○	85013	89414	
240AR Air-Ride Suspension	2012901 20129-01			○	85007		
	2012601 20126-01			○		89440	
	20125-01 2012501			○	85030	89440	
74AR - 30000 lb Capacity	1288701 12887-02 12887-01 1288702			○	85013	89414	
79AR Models	12887-02 1288702			○	85013	89414	
79KB Models	19495-01 1672501 16725-01 1949501			○	83126	89430	
AirGlide 400 Air Suspension	2012901 20129-01			○	85007		

REYCO SUSPENSION








STEER AXLE

1200 (Spartan Option) Models	21310-01 2131001	○	85307					
1207 Models	17403-01 1740301	○	83122	89406				
1209 (Alternate) Models	17408-01 1740801	○	85005	89430				
1209, 1212 Models	17358-01 1735801 19495-01 1949501	○	83126	89430				

TRAILER

19AR / RS1062 Models with Unit # 700649-01 to -06	70009801 700098-01			○	83128	89436	
19AR / RS1062 Models with Unit # 700649-07 to -12	24392-01 2439201			○	85051		
20 AR / RS 3162 Models with O.E.M. number	18163-01 1816301			○	83207	89407	
20AR & 22AR Models with O.E.M. Number	700098-03 70009803			○	85052		
21B (Special) Models	18800-01 1880001			○	83203	89436	
23 ART Models with O.E.M. Number	665748			○	85086		
23 ARTB-14A, -15A, 16A or -19A Models	2352301 23523-01			○	85086		
23 ARTB-14A-FS Models	70213501 702135-01			○	85045		
23 ARTU Models (All except -14A-FS and , -15A-FS)	2352301 23523-01			○	85086		
23 ARTU-14A-FS and -15A-FS Models	70213501 702135-01			○	85045		
23 ARTUL Models (All except -14A-FS and , -15A-FS)	2352301 23523-01			○	85086		
25 ARTB-13A, -14A, -15A, -16A, -17A Models	24392-01 2439201			○	85051		
25 ARTBL-13A, -14A, -15A, -16A, -17A, -18A, -19A Models	24392-01 2439201			○	85051		

APPLICATION GUIDE

Year	Fitment Notes	OEM#					
							
			Fleetline	GasSLX	Fleetline	GasSLX	Cab Shock Specialty Shock








SAF HOLLAND

SAF HOLLAND

TRAILER AIR SUSPENSION (cont)

AR-80 Models Trailer Air Suspension	90044868	⊗	85045
	90044046	⊗	83123	89405
	90044626	⊗	83126	89430
AR-85-A Models Trailer Air Suspension	90044625	⊗	83125
AR-90 Models Trailer Air Suspension	90044089	⊗	83124	89407
AR-90-1 Models Trailer Air Suspension	90044448	⊗	85051
	90045054	⊗	83128	89436
	90044162	⊗	83127
AR-92 Models Trailer Air Suspension	90044642	⊗	83127
	90044794	⊗	83130
	90045040	⊗	85051
	90044448	⊗	83124	89407
	90045054	⊗	83207	89407
	90044089	⊗	83128	89436
	90044769	⊗	85000	89436
AR-93 Models Trailer Air Suspension	90044642	⊗	83127
	90044794	⊗	85051
	90044448	⊗	83124	89407
	90045054	⊗	83207	89407
AR-95 Models Trailer Air Suspension	90044625	⊗	83125
AR-955 Models Trailer Air Suspension (Liftaxle)	90044625	⊗	83125
ARA-93 Models Trailer Air Suspension (ARA-93-14)	90045054	⊗	85051
ARL20 Models Trailer Air Suspension (ARL20-D, ARL20-D-US)	90044162	⊗	83128	89436
ARS112 Models Trailer Air Suspension (ARS112-6)	90045096	⊗	85916	89430
ARU-92 Models Trailer Air Suspension	90044642	⊗	83127
ARU-93 Models Trailer Air Suspension	90044642	⊗	83127
	90045040	⊗	83130
ARU-98 Models Trailer Air Suspension	90045054	⊗	85051
CB 25Y/CBX 25Y Models with Fusion Axle and Beam Assembly (10.0" Ride Height)	90044162	⊗	83128	89436
CB 25Y/CBX 25Y Models with Fusion Axle and Beam Assembly (12.0" Ride Height)	90045040	⊗	83130
CB 25Y/CBX 25Y Models with Fusion Axle and Beam Assembly (7.0" Ride Height)	90044868	⊗	85045
CB 25Y/CBX 25Y Models with Fusion Axle and Beam Assembly (8.0" Ride Height)	90045381	⊗	83150
CB 25Y/CBX 25Y Models with Fusion Axle and Beam Assembly (9.0" Ride Height)	90045608	⊗	83363
CB-2300 Models Trailer Air Suspension	90045381	⊗	83150
	90044868	⊗	85045
CB-2300 Models Trailer Air Suspension (16.0" & 17.0" Ride Height)	90045298	⊗	83363
CB-400/4000 Models Trailer Air Suspension	90045040	⊗	83130
	90045298	⊗	83363
	90044162	⊗	83128	89436
CBX 23 & CBX 25 Models Trailer Air Suspension (16.0" & 17.0" Ride Height)	90045298	⊗	83363

APPLICATION GUIDE

Year	Fitment Notes	OEM#					
							
			Fleetline	GasSLX	Fleetline	GasSLX	Cab Shock Specialty Shock

SAF HOLLAND

SAF HOLLAND

TRAILER AIR SUSPENSION (cont)

NS-190 Models Trailer Air Suspension	90045054	⊗	85051
	90044162	⊗	83128	89436
NS-400 Models Trailer Air Suspension	90045040	⊗	83130
	90045298	⊗	83363
	90044162	⊗	83128	89436
NS-400 Models Trailer Air Suspension (17.0" Ride Height)	90045299	⊗	83389	89436
NS-450 Models Trailer Air Suspension	90045040	⊗	83130
	90045298	⊗	83363
	90044162	⊗	83128	89436
NS-450 Models Trailer Air Suspension (17.0" Ride Height)	90045299	⊗	83389	89436
RL-196 Models Trailer Air Suspension	90044979	⊗	83113
	90044978	⊗	85059
RL-196A Models Trailer Air Suspension	90044794	⊗	83127
	90045040	⊗	83130
	90044162	⊗	83128	89436
RL-228 Models Trailer Air Suspension	90044642	⊗	83127
	90044089	⊗	83124	89407
	90044162	⊗	83128	89436
RL-230 Models Trailer Air Suspension	90044642	⊗	83127
	90045381	⊗	83150
	90044089	⊗	83124	89407
RL-230 Models Trailer Air Suspension (Hanger Mounted Shock)	90045040	⊗	83130
	90045381	⊗	83150
	90045299	⊗	83389	89436
RL-230 Models Trailer Air Suspension (Single Stud Air Spring)	90044642	⊗	83127
	90044089	⊗	83124	89407
RL-250 Models Trailer Air Suspension (Shock Below Frame)	90045040	⊗	83130
	90045299	⊗	83389	89436
RL-250 Models Trailer Air Suspension (Std Suspension)	90044642	⊗	83127
	90045054	⊗	85051
	90044089	⊗	83124	89407
RL-300 Models Trailer Air Suspension (Offset Stud Air Spring)	90045054	⊗	85051
	90045338	⊗	85060
RL-300 Models Trailer Air Suspension (Std Suspension)	90045054	⊗	85051
	90045338	⊗	85060
RLSA Models Trailer Air Suspension (RLSA-4214, -4215, -4814, -4815)	90044978	⊗	85059
RLSA Models Trailer Air Suspension (RLSA-4216, -4217, -4816, -4817)	90044979	⊗	83113
RLSA228 Models Trailer Air Suspension (RLSA-228-4214, -4215, -4216, -4814, -4815, -4816)	90044642	⊗	83127
RLSA228 Models Trailer Air Suspension (RLSA-228-4217, -4817)	90044089	⊗	83124	89407
RLU-228 Models Trailer Air Suspension	90044642	⊗	83127

APPLICATION GUIDE

Year	Fitment Notes	OEM#					
			Fleetline	GasSLX	Fleetline	GasSLX	Cab Shock/ Specialty Shock

SAF HOLLAND

SAF HOLLAND

TRAILER AIR SUSPENSION (cont)

RLU-228 Models Trailer Air Suspension	90045040	○	83130
	90044089	○	83124	89407
	90044626	○	83126	89430
RLU-228 Models Trailer Air Suspension (Axle Mounted Shock Suspension)	90044642	○	83127
	90044162	○	83128	89436
RLU-228 Models Trailer Air Suspension (Current Production - w/3" Axle Travel Up)	90044642	○	83127
	90045040	○	83130
	90045298	○	83363
	90045054	○	85051
RLU-228 Models Trailer Air Suspension (Current Production - w/4" Axle Travel Up)	90044162	○	83128	89436
	90044642	○	83127
	90044626	○	83126	89430
RLU-228 Models Trailer Air Suspension (Current Production - w/4" Axle Travel Up) HVY DTY	90044162	○	83128	89436
	90045337	○	85911
	90044626	○	83126	89430
RLU-250 Models Trailer Air Suspension	90044162	○	83128	89436
	90045381	○	83150
	90044642	○	83127
RLU-250 Models Trailer Air Suspension (Frame Mount Suspension)	90044162	○	83128	89436
	90045054	○	85051
	90045381	○	83150
RLU-300 Models Trailer Air Suspension (Std Suspension)	90045471	○	83150
	90045337	○	85911
Trailer Air Suspension (RL196-16,-17)	90044979	○	83113

TRUCK & TRACTOR AIR SUSPENSION (TAG AXLE)

Models with O.E.M. Number	90044687	○	83125
	90044680	○	83127
	665514	○	83127
	90044915	○	83137
	90045110	○	83137
	6026	○	83204
	AR-1141	○	83204
	AR1141	○	83204
	90044681	○	83204
	AR-1141-C	○	83204
	AR1141C	○	83204
	90044878	○	83635
	AR-1008	○	85006
	AR1008	○	85006
	90044686	○	85051
665197	○	85051	
90044833	○	85052	
90044834	○	85052	
AR-1404	○	85301	
AR-1425	○	85301	
AR1425	○	85301	
AR1404	○	85301	
AR-1822	○	85304	
AR1822	○	85304	
AR-995	○	85734	
AR995	○	85734	
AR2598	○	83123	89405	
AR-2598	○	83123	89405	

APPLICATION GUIDE

Year	Fitment Notes	OEM#					
				Fleetline	GasSLX		Fleetline

SAF HOLLAND

SAF HOLLAND

TRUCK & TRACTOR AIR SUSPENSION (TAG AXLE) (cont)

Models with O.E.M. Number	90044683 6025 90044679 90044688	O	O	83122	89406
	90044684 90044089C	O	O	83124	89407
	AR958 AR-958 90044770	O	O	83207	89407
	AR1654 AR-1654 90044682	O	O	83209	89414
	57643	O	O	85013	89414
	AR1202 AR-1202	O	O	85300	89419
	665969	O	O	89430
	90044001 AR-134-C AR134C	O	O	85005	89430
	90045175 90045384	O	O	85916	89430
	AR1434 AR-1434 AR781 AR-781 90044095 AR2451 AR-718-C AR-2451 AR718C	O	O	83203	89436
	90044685	O	O	83389	89436
	AR718CHD 90044982 90044981 90044991 AR-718-C-HD 90044071 90044081 57639 90044086	O	O	85000	89436

TRUCK, BUS & MOTORHOME AIR SUSPENSIONS

AD-123 Models Truck and Tractor Air Suspension (AD123-6,-8,-10,-8.75)	90045132	O	O	85909
	90045099	O	O	85906	89407
AD-130 Models Truck and Tractor Air Suspension (AD123-6,-8,-10,-8.75)	90045466	O	O	89406
AD-130 Models Truck and Tractor Air Suspension W/ OEM Number	90045432	O	O	85321
AD-150 Models Truck & Tractor Air Suspension	90045075	O	O	85911
AD-200 Models Truck & Tractor Air Suspension (AD-200-7,-8,-9,-11)	90045138	O	O	85910
AD-246 Models Truck & Tractor Air Suspension (AD246 -6,-8,-10,-8.75)	90045132	O	O	85909
	90045099	O	O	85906	89407
AD-252-10 Tandem Axle	90045132	O	O	85909
ARD-120 Models Truck & Tractor Air Suspension	90044025	O	O	83209	89414
ARD-125 Models Truck & Tractor Air Suspension	90044011	O	O	85004
	90044025	O	O	83209	89414
	90044016	O	O	85300	89419
ARD-165 Models Truck & Tractor Air Suspension	90044011	O	O	85004
ARD-190 Models Truck & Tractor Air Suspension (ARD-190-B)	90044016	O	O	85300	89419
ARD-234 Models Truck & Tractor Air Suspension (ARD-234-6)	90044046	O	O	83123	89405
ARD-238 Models Truck & Tractor Air Suspension (ARD-238-6)	90044025	O	O	83209	89414

APPLICATION GUIDE

Year	Fitment Notes	OEM#					
				Fleetline	GasSLX		Fleetline

SAF HOLLAND

SAF HOLLAND

TRUCK, BUS & MOTORHOME AIR SUSPENSIONS (cont)

	ARD-244 Models Truck & Tractor Air Suspension	90044011	○	85004	
		90044025	○	83209	89414	
		90044016	○	85300	89419	
	ARDAB-120 Models Truck & Tractor Air Suspension (ARDAB-120-5)	90044907	○	83635	
	ARDAB-238-5 Models Truck & Tractor Air Suspension	90044907	○	83635	
	ARDAB-240 Models Truck & Tractor Air Suspension (ARDAB-240-5)	90044907	○	83635	
	ARDST-123 Models Truck & Tractor Air Suspension (ARDST-123-6, ARDSTM/L-123-6)	90044025	○	83209	89414	
	ARDST-244 Models Truck & Tractor Air Suspension (ARDST-244-6)	90044025	○	83209	89414	
	ARDST-246 Models Truck & Tractor Air Suspension (ARDST-246-6, ARDSTM/L-246-6)	90044025	○	83209	89414	
	ARDST-250-6 Models Truck & Tractor Air Suspension	90044025	○	83209	89414	
	ARDTB-125 Models Bus Air Suspension (ARDTB-125-6A)	90044448	○	85051	
	ARDTB-125-6A (Note: Rear shock)	90045053	○	85908	
	ART-500 Models Truck & Tractor Tag Axle Air Suspension	90044162	○	83128	89436	
		90044008	○	85000	89436	
	ART-505 Models Truck & Tractor Tag Axle Air Suspension	90044162	○	83128	89436	
	ART-541 Models Truck & Tractor Tag Axle Air Suspension	90044162	○	83128	89436	
	ART-550 Models Truck & Tractor Tag Axle Air Suspension	90044012	○	85006	
	ART-551 Models Truck & Tractor Tag Axle Air Suspension	90044017	○	83204	
		90044162	○	83128	89436	
	ART-555 Models Truck & Tractor Tag Axle Air Suspension	90044642	○	83127	
		90044162	○	83128	89436	
	Models with Neway AS140 w/ 14,000 lb Front Suspension	90045455	○	85909	
	Models with O.E.M. Number	665002	○	85004	
		90045336 90045534 471700000458	○	85014	
		90045568	○	85060	
		680645	○	85321	
671922 90045419		○	89405		
90045536 471700000461		○	89414		
665003		○	85300	89419		
90045503 90045500 481700000485 481700000483		○	89430		
671921 90045418		○	85916	89430		
90045420 671923		○	89440		
471700000459 471700000436 90045504 90045277 90045532		○	85030	89440		
10-23		ADZ-123 Models Truck and Bus Air Suspension	90045812 90045605 90045803	○	85109
		ADZ-126 Models Truck and Bus Air Suspension	90045812 90045605 90045803	○	85109

APPLICATION GUIDE

Year	Fitment Notes	OEM#					
				Fleetline	GasSLX		Fleetline

SAF HOLLAND

SAF HOLLAND

TRUCK, BUS & MOTORHOME AIR SUSPENSIONS (cont)

10-23	ADZ-246 Models Truck and Bus Air Suspension	90045812 90045605 90045803		 	85109
	ADZ-252 Models Truck and Bus Air Suspension	90045812 90045605 90045803		 	85109
	ADZ-369 Models Truck and Bus Air Suspension	90045812 90045605 90045803		 	85109
	ADZ-378 Models Truck and Bus Air Suspension	90045812 90045605 90045803		 	85109
00-21	AD-246 Models with 10" Ride Height	90045504		 	85030	89440
	AD-369 Models with 10" Ride Height	90045504		 	85030	89440

VARIOUS

	Self - Steering Axle Shocks	90045331	 	646155	646177				
		646201 632155	 						

SAFARI MOTOR COACH

SAFARI MOTOR COACH

CLASS A MOTORHOMES

96-00	Magnum Air B Series (Air-Ride) (4 Units Req'd Front & Rear)	B462092	 	83126	89430	
		 	83126	89430
95-00	Magnum Blue Max M Series w/ Velvet Ride Torsion	B462092	 	85910
		B462093	 	 	85058	89431
93-99	Magnum Bluestreak Leaf Spring	B462092	 	85910
		B462093	 	 	85058	89431

SEAGRAVE FIRE APPARATUS LLC

SEAGRAVE FIRE APPARATUS LLC

VARIOUS

	Models with Marauder II chassis	P2598000	 	85712
	Models with O.E.M. Number	680117 P0025500	 	 	85300	89419

SHASTA RV

SHASTA RV

ALL MODELS

	MotorHomes with Ford E350 Chassis	ASH1154 8C2418045DA 8C2Z-18124-D 8C2Z18124D 8C24-18045-DA ASH-1154 AT163G AT-163G	 	G63622
		8C24-18080-DB 8C2Z18125D ASH-1136 8C2Z-18125-D AT164G 8C2418080DB ASH1136 AT-164G	 	 	G63623
	MotorHomes with Ford E450 Chassis	ASH1154 8C2418045DA 8C2Z-18124-D 8C2Z18124D 8C24-18045-DA ASH-1154 AT163G AT-163G	 	G63622

APPLICATION GUIDE

Year	Fitment Notes	OEM#					
			Fleetline	GasSLX	Fleetline	GasSLX	Cab Shock/ Specialty Shock

SHASTA RV

SHASTA RV

ALL MODELS (cont)

	MotorHomes with Ford E450 Chassis	8C24-18080-DB 8C2Z18125D ASH-1136 8C2Z-18125-D AT164G 8C2418080DB ASH1136 AT-164G		G63623
--	-----------------------------------	--	------	------	--	--------	------	------

SICARD

SICARD

VARIOUS

	Models with O.E.M. Number	3166657	○ 85700
--	---------------------------	---------	---------	------	--	------	------	------

SOUTHERN COACH

SOUTHERN COACH

	Early Model Air Suspension	○ 85304
--	----------------------------	------	---------	------	--	------	------	------

SPARTAN MOTORS

SPARTAN MOTORS

ALPINE

97-00	MotorHome Chassis with O.E.M. Number	0377SS5 1300B46 0377-SS5 B46-1725 B461725		85029
-------	--------------------------------------	---	------	------	--	-------	------	------

CLASS A MOTORHOMES

00-12	Summit (19000 - 22000 GVW)	B461725	○ 85910
-------	----------------------------	---------	---------	------	--	------	------	------

HIGHLANDER

97-00	With I Beam Front Suspension	B462150 B461731	○ 85909
		B462151 B461732		85030	89440

K2

97-00	Models with O.E.M. Number	2200201 B462151 B46-2151		85007	
		With I Beam Front Suspension	B462150 B461731	○ 85909
			B462151 B461732		85030	89440
95-96	Models with I Beam Front Suspension	B462150 B461731	○ 85909	
		B462151 B461732		85030	89440	
91-95	Models with Tuthill 102 AR Air Suspension	B46-1594 B461594 0346SS5 0346-SS5 B462502		85030	89440	

MOTORHOME

91-92	MC 2000 With I Beam Front Suspension	B461593	○ 85909
		Models with Tuthill 102 AR Air Suspension	B46-1594 B461594 0346SS5 0346-SS5 B462502		85013	89414

MOUNTAIN MASTER

97-00	Models with O.E.M. Number	2200201 B462151 B46-2151		85007
		With Independent Front Granning Suspension	B462385 B462151		85030	89440
95-00	With I Beam Front Suspension	B462150 B461731	○ 85909
		B462151 B461732		85030	89440

APPLICATION GUIDE

Year	Fitment Notes	OEM#					
			Fleetline	GasSLX	Fleetline	GasSLX	Cab Shock/ Specialty Shock

STARCRAFT BUS CO.

STARCRAFT BUS CO.

ALLSTAR XL & XLT - SERIES (cont)

15	Models with F-650 chassis with 21,000 lb Rear Air Suspension	3578858C1 3578858C2 4C4Z-18125-DA 4C4Z18125DA			85656
04-11	Models with F-650 chassis with 22,000 lb Multi-leaf Rear Springs	4C4Z-18125-B 4C4Z18125B 501906C92 ASH24661			83317

E350 & E450 FORD CHASSIS MODELS

	Allstar Series Shuttle buses with Ford E350 & E450 Chassis	ASH-1154		G63622
		ASH-1136			G63623
	MVP Series Shuttle buses with Ford E450 Chassis	ASH-1154		G63622
		ASH-1136			G63623
	Starlite Series Shuttle buses with Ford E350 & E450 Chassis	ASH-1154		G63622
		ASH-1136			G63623
	Starquest Series Shuttle buses with Ford E350 & E450 Chassis	ASH-1154		G63622
		ASH-1136			G63623
	Ultra Star Series Shuttle buses with Ford E450 Chassis	ASH-1154		G63622
		ASH-1136			G63623
	Xpress Series Shuttle buses with Ford E350 & E450 Chassis	ASH-1154		G63622
		ASH-1136			G63623

STERLING TRUCK

STERLING TRUCK

A - LINE 9500 SERIES (SILVERSTAR)

98-09	A9513, A9522, AT9513, AT9522 (113" & 122" BBC) Models with 8500, 9000 or 10000 lb Axle and 54" Multileaf Spring	F6HT18045KA F6HT-18045-KA		89402	
-------	---	------------------------------	--	------	-------	--	------	------	------

A9500

99-10	All Models with 12000 lb, 13200 lb or 14600 lb Axle and 60" Taperleaf Spring	F6HT-18045-EB F6HT-18045-EC F6HT18045EC F6HT18045EB		85055	89439	
	All Models with 23000 lb Axle and 52" Taperleaf Softride Rear Suspension	F6HT-18080-CA F6HT18080CA			85314	89425
	All with 13200 lb or 14600 lb Axle and 54" Taperleaf Spring	F6HT-18045-GC F6HT18045GC		85030	89440	
	Models with 10000 lb or 12000 lb Axle and 54" Taperleaf Spring	F6HT-18045-AC F6HT18045AC		85054
	Models with 12000 or 13200 lb Axle and 54" Multileaf Spring	F6HT-18045-BC F6HT18045BC		85047	89435	
	Models with 14600 lb or 16000 lb Axle and 54" Multi-leaf Spring	F6HT-18045-CC F6HT18045CC		85055	89439	
	Models with 8500 or 9000 lb Axle and 54" Taperleaf Spring	F6HT-18045-HB F6HT-18045-HC F6HT18045HB F6HT18045HC		85054
	Models with FAS II (40,000 lb) Rear Air Suspension	16-15817-000 1613957000 1615817000 16-13957-000 680611 680339			85724	89443
	Models with Hendrickson 40LH Model Tandem Axle	572412 57241-2			83109
	Models with Hendrickson HAS Rear Air Suspension	F6HT-18080-FC 4790228 47902-28 F6HT18080FC			85013	89414
99-03	Models with 12000 lb Taperleaf Front Suspension	1013205000 471700131646 10-13205-000		85918	89449	

APPLICATION GUIDE

Year	Fitment Notes	OEM#					
				Fleetline	GasSLX		Fleetline

STERLING TRUCK

STERLING TRUCK

A9513

99-01	All Models with 12000 lb, 13200 lb or 14600 lb Axle and 60" Taperleaf Spring	F6HT-18045-EB F6HT-18045-EC F6HT18045EC F6HT18045EB	O O	85055	89439	O O
	All Models with 23000 lb Axle and 52" Taperleaf Softride Rear Suspension	F6HT-18080-CA F6HT18080CA	O O	O O	85314	89425
	All with 13200 lb or 14600 lb Axle and 54" Taperleaf Spring	F6HT-18045-GC F6HT18045GC	O O	85030	89440	O O
	Models with 10000 lb or 12000 lb Axle and 54" Taperleaf Spring	F6HT-18045-AC F6HT18045AC	O O	85054	O O
	Models with 12000 lb Taperleaf Front Suspension	1013205000 471700131646 10-13205-000	O O O	85918	89449	O O O
	Models with 12000 or 13200 lb Axle and 54" Multileaf Spring	F6HT-18045-BC F6HT18045BC	O O	85047	89435	O O
	Models with 14600 lb or 16000 lb Axle and 54" Multi-leaf Spring	F6HT-18045-CC F6HT18045CC	O O	85055	89439	O O
	Models with 8500 or 9000 lb Axle and 54" Taperleaf Spring	F6HT-18045-HB F6HT-18045-HC F6HT18045HB F6HT18045HC	O O O	85054	O O O
	Models with FAS II (40,000 lb) Rear Air Suspension	16-15817-000 1613957000 1615817000 16-13957-000 680611 680339	O O O	O O O	85724	89443
	Models with Hendrickson 40LH Model Tandem Axle	572412 57241-2	O I	O I	83109
Models with Hendrickson HAS Rear Air Suspension	F6HT-18080-FC 4790228 47902-28	O O	O O	85013	89414	

A9522

99	All Models with 12000 lb, 13200 lb or 14600 lb Axle and 60" Taperleaf Spring	F6HT-18045-EB F6HT-18045-EC F6HT18045EC F6HT18045EB	O O	85055	89439	O O
	All Models with 23000 lb Axle and 52" Taperleaf Softride Rear Suspension	F6HT-18080-CA F6HT18080CA	O O	O O	85314	89425
	All with 13200 lb or 14600 lb Axle and 54" Taperleaf Spring	F6HT-18045-GC F6HT18045GC	O O	85030	89440	O O
	Models with 10000 lb or 12000 lb Axle and 54" Taperleaf Spring	F6HT-18045-AC F6HT18045AC	O O	85054	O O
	Models with 12000 lb Taperleaf Front Suspension	1013205000 471700131646 10-13205-000	O O O	85918	89449	O O O
	Models with 12000 or 13200 lb Axle and 54" Multileaf Spring	F6HT-18045-BC F6HT18045BC	O O	85047	89435	O O
	Models with 14600 lb or 16000 lb Axle and 54" Multi-leaf Spring	F6HT-18045-CC F6HT18045CC	O O	85055	89439	O O
	Models with 8500 or 9000 lb Axle and 54" Taperleaf Spring	F6HT-18045-HB F6HT-18045-HC F6HT18045HB F6HT18045HC	O O O	85054	O O O
	Models with FAS II (40,000 lb) Rear Air Suspension	16-15817-000 1613957000 1615817000 16-13957-000 680611 680339	O O O	O O O	85724	89443
	Models with Hendrickson 40LH Model Tandem Axle	572412 57241-2	O I	O I	83109
Models with Hendrickson HAS Rear Air Suspension	F6HT-18080-FC 4790228 47902-28 F6HT18080FC	O O	O O	85013	89414	

ACTERRA

	Models with 11000 to 12000 lb Front axle	6803230300	O O	85006	O O
03-10	All Models with Freightliner TufTrac Rear Air Suspension	1615770000 481700125969 16-15770-000	O O O	O O O	85956
	Models with 15000 lb Rear Suspension	6803260000	O I	O I	83120

APPLICATION GUIDE

Year	Fitment Notes	OEM#					
				Fleetline	GasSLX		Fleetline

STERLING TRUCK

ACTERRA 8500 (cont)

STERLING TRUCK

01-03	Models with Hendrickson Front Airtek	58913003 58913003L 58913-003L 471700131331 58913-003	 	85932	89453
-------	--------------------------------------	--	------------------	-------	-------	------	------	------

AT9513

99-01	Models with 10000 lb or 12000 lb Axle and 54" Taperleaf Spring	F6HT-18045-AC F6HT18045AC	 	85054
	Models with 8500 or 9000 lb Axle and 54" Taperleaf Spring	F6HT-18045-HB F6HT-18045-HC F6HT18045HB F6HT18045HC	 	85054

AT9522

99-00	Models with 10000 lb or 12000 lb Axle and 54" Taperleaf Spring	F6HT-18045-AC F6HT18045AC	 	85054
	Models with 8500 or 9000 lb Axle and 54" Taperleaf Spring	F6HT-18045-HB F6HT-18045-HC F6HT18045HB F6HT18045HC	 	85054

BULLET 45

08-10	Models with O.E.M. Number	6811 1105AC001 05168295AB 05168284AC 6811 1104AB-001 6811 1105AC 6811 1105AC-001 6811 1104AB 6811 1104AB001	 	85649
		05168296AA 6811 1107AA 6811 1107AA-001 6811 1107AA001	 	85650

BULLET 55

08-10	Models with O.E.M. Number	6811 1105AC001 05168295AB 05168284AC 6811 1104AB-001 6811 1105AC 6811 1105AC-001 6811 1104AB 6811 1104AB001	 	85649
		05168296AA 6811 1107AA 6811 1107AA-001 6811 1107AA001	 	85650

CARGO LINE

98	SC-7000 or SC-8000 Models with 12000 or 13000 lb. Axles	F6HT18045LA F6HT-18045-LA	 	85376
	SC-7000 or SC-8000 Models with 16000 lb. Multileaf Spring	F6HT-18045-AA F6HT18045AA	 	85054

L - LINE 7500 SERIES - SHORT HAUL TRACTOR

	Models with 10000 lb Front Axle	F6HT18045KA F6HT-18045-KA	 	89402
--	---------------------------------	------------------------------	------	------	-------	------	------	------

L - LINE 8500 SERIES - CONVENTIONAL CAB

	LT-8501 (101" BBC) Models with 8500 or 9000 lb Axle and 54" Taperleaf Spring	F6HT-18045-HB F6HT-18045-HC F6HT18045HB F6HT18045HC	 	85054
98	LT-8000 Models with 12000 or 13000 lb Axles	F6HT18045LA F6HT-18045-LA	 	85376
	LT-8000 Models with 16000 lb. Multileaf Spring	F6HT-18045-AA F6HT18045AA	 	85054
	LT-8501 (101" BBC) Models with 8500 or 9000 lb Axle and 54" Multileaf Spring	F6HT18045JB F6HT18045JC F6HT-18045-JB F6HT-18045-JC	 	89402

L - LINE 9500 SERIES - CONVENTIONAL CAB

98-09	LT-9501, LT-9511, LT-9513 or LT-9513 (113" & 122" BBC) Models with 8500 or 9000 lb Axle and 54" Multileaf Spring	F6HT18045JB F6HT18045JC F6HT-18045-JB F6HT-18045-JC	 	89402
-------	--	--	------	------	-------	------	------	------

APPLICATION GUIDE

Year	Fitment Notes	OEM#					
			Fleetline	GasSLX	Fleetline	GasSLX	Cab Shock/ Specialty Shock

STERLING TRUCK

STERLING TRUCK

L - LINE 9500 SERIES - CONVENTIONAL CAB (cont)

98-09	LT-9501, LT-9511, LT-9513 or LT-9513 (113" & 122" BBC) Models with 8500 or 9000 lb Axle and 54" Taperleaf Spring	F6HT-18045-HB F6HT-18045-HC F6HT18045HB F6HT18045HC	○ ○	85054
-------	---	--	--------	-------	------	--	------	------	------

L8500

99-10	All Models with 23000 lb Axle and 52" Taperleaf Softride Rear Suspension	F6HT-18080-CA F6HT18080CA	○ ○		85314	89425
	All with 13200 lb or 14600 lb Axle and 54" Taperleaf Spring	F6HT-18045-GC F6HT18045GC	○ ○	85030	89440	
	Models with 12000 lb, 13200 lb or 14600 lb Axle and 60" Taperleaf Spring	F6HT-18045-EB F6HT-18045-EC F6HT18045EC F6HT18045EB	○ ○	85055	89439	
	Models with 12000 or 13200 lb Axle and 54" Multileaf Spring	F6HT-18045-BC F6HT18045BC	○ ○	85047	89435	
	Models with 14600 lb or 16000 lb Axle and 54" Multi-leaf Spring	F6HT-18045-CC F6HT18045CC	○ ○	85055	89439	
	Models with FAS II (40,000 lb) Rear Air Suspension	16-15817-000 1613957000 1615817000 16-13957-000 680611 680339			85724	89443
	Models with Hendrickson HAS Rear Air Suspension	F6HT-18080-FC 4790228 47902-28 F6HT18080FC			85013	89414

L8501

99	All Models with 23000 lb Axle and 52" Taperleaf Softride Rear Suspension	F6HT-18080-CA F6HT18080CA	○ ○		85314	89425
	All with 13200 lb or 14600 lb Axle and 54" Taperleaf Spring	F6HT-18045-GC F6HT18045GC	○ ○	85030	89440	
	Models with 12000 lb, 13200 lb or 14600 lb Axle and 60" Taperleaf Spring	F6HT-18045-EB F6HT-18045-EC F6HT18045EC F6HT18045EB	○ ○	85055	89439	
	Models with 12000 or 13200 lb Axle and 54" Multileaf Spring	F6HT-18045-BC F6HT18045BC	○ ○	85047	89435	
	Models with 14600 lb or 16000 lb Axle and 54" Multi-leaf Spring	F6HT-18045-CC F6HT18045CC	○ ○	85055	89439	
	Models with FAS II (40,000 lb) Rear Air Suspension	16-15817-000 1613957000 1615817000 16-13957-000 680611 680339			85724	89443
	Models with Hendrickson HAS Rear Air Suspension	F6HT-18080-FC 4790228 47902-28 F6HT18080FC			85013	89414

L8511

99-00	All Models with 23000 lb Axle and 52" Taperleaf Softride Rear Suspension	F6HT-18080-CA F6HT18080CA	○ ○		85314	89425
	Models with 12000 lb, 13200 lb or 14600 lb Axle and 60" Taperleaf Spring	F6HT-18045-EB F6HT-18045-EC F6HT18045EC F6HT18045EB	○ ○	85055	89439	
	Models with 12000 or 13200 lb Axle and 54" Multileaf Spring	F6HT-18045-BC F6HT18045BC	○ ○	85047	89435	
	Models with 14600 lb or 16000 lb Axle and 54" Multi-leaf Spring	F6HT-18045-CC F6HT18045CC	○ ○	85055	89439	
	Models with FAS II (40,000 lb) Rear Air Suspension	16-15817-000 1613957000 1615817000 16-13957-000 680611 680339			85724	89443

L8513

99-01	All Models with 23000 lb Axle and 52" Taperleaf Softride Rear Suspension	F6HT-18080-CA F6HT18080CA	○ ○		85314	89425
	All with 13200 lb or 14600 lb Axle and 54" Taperleaf Spring	F6HT-18045-GC F6HT18045GC	○ ○	85030	89440	

APPLICATION GUIDE

Year	Fitment Notes	OEM#					
				Fleetline	GasSLX		Fleetline

STERLING TRUCK

L8513 (cont)

99-01	Models with 12000 lb, 13200 lb or 14600 lb Axle and 60" Taperleaf Spring	F6HT-18045-EB F6HT-18045-EC F6HT18045EC F6HT18045EB	<input type="radio"/> <input type="radio"/>	85055	89439	<input type="radio"/> <input type="radio"/>
	Models with 12000 or 13200 lb Axle and 54" Multileaf Spring	F6HT-18045-BC F6HT18045BC	<input type="radio"/> <input type="radio"/>	85047	89435	<input type="radio"/> <input type="radio"/>
	Models with 14600 lb or 16000 lb Axle and 54" Multi-leaf Spring	F6HT-18045-CC F6HT18045CC	<input type="radio"/> <input type="radio"/>	85055	89439	<input type="radio"/> <input type="radio"/>
	Models with FAS II (40,000 lb) Rear Air Suspension	16-15817-000 1613957000 1615817000 16-13957-000 680611 680339	<input type="radio"/> <input type="radio"/>	<input type="radio"/> <input type="radio"/>	85724	89443
	Models with Hendrickson HAS Rear Air Suspension	F6HT-18080-FC 4790228 47902-28 F6HT18080FC	<input type="radio"/> <input type="radio"/>	<input type="radio"/> <input type="radio"/>	85013	89414

STERLING TRUCK

L9500

99-10	All Models with 23000 lb Axle and 52" Taperleaf Softride Rear Suspension	F6HT-18080-CA F6HT18080CA	<input type="radio"/> <input type="radio"/>	<input type="radio"/> <input type="radio"/>	85314	89425
	All with 13200 lb or 14600 lb Axle and 54" Taperleaf Spring	F6HT-18045-GC F6HT18045GC	<input type="radio"/> <input type="radio"/>	85030	89440	<input type="radio"/> <input type="radio"/>
	Models with 12000 lb, 13200 lb or 14600 lb Axle and 60" Taperleaf Spring	F6HT-18045-EB F6HT-18045-EC F6HT18045EC F6HT18045EB	<input type="radio"/> <input type="radio"/>	85055	89439	<input type="radio"/> <input type="radio"/>
	Models with 12000 or 13200 lb Axle and 54" Multileaf Spring	F6HT-18045-BC F6HT18045BC	<input type="radio"/> <input type="radio"/>	85047	89435	<input type="radio"/> <input type="radio"/>
	Models with 14600 lb or 16000 lb Axle and 54" Multi-leaf Spring	F6HT-18045-CC F6HT18045CC	<input type="radio"/> <input type="radio"/>	85055	89439	<input type="radio"/> <input type="radio"/>
	Models with FAS II (40,000 lb) Rear Air Suspension	16-15817-000 1613957000 1615817000 16-13957-000 680611 680339	<input type="radio"/> <input type="radio"/>	<input type="radio"/> <input type="radio"/>	85724	89443
	Models with Hendrickson 40LH Model Tandem Axle	572412 57241-2	<input type="radio"/> <input type="radio"/>	<input type="radio"/> <input type="radio"/>	83109
	Models with Hendrickson HAS Rear Air Suspension	F6HT-18080-FC 4790228 47902-28 F6HT18080FC	<input type="radio"/> <input type="radio"/>	<input type="radio"/> <input type="radio"/>	85013	89414

L9501

99-00	All Models with 23000 lb Axle and 52" Taperleaf Softride Rear Suspension	F6HT-18080-CA F6HT18080CA	<input type="radio"/> <input type="radio"/>	<input type="radio"/> <input type="radio"/>	85314	89425
	All with 13200 lb or 14600 lb Axle and 54" Taperleaf Spring	F6HT-18045-GC F6HT18045GC	<input type="radio"/> <input type="radio"/>	85030	89440	<input type="radio"/> <input type="radio"/>
	Models with 12000 lb, 13200 lb or 14600 lb Axle and 60" Taperleaf Spring	F6HT-18045-EB F6HT-18045-EC F6HT18045EC F6HT18045EB	<input type="radio"/> <input type="radio"/>	85055	89439	<input type="radio"/> <input type="radio"/>
	Models with 12000 or 13200 lb Axle and 54" Multileaf Spring	F6HT-18045-BC F6HT18045BC	<input type="radio"/> <input type="radio"/>	85047	89435	<input type="radio"/> <input type="radio"/>
	Models with 14600 lb or 16000 lb Axle and 54" Multi-leaf Spring	F6HT-18045-CC F6HT18045CC	<input type="radio"/> <input type="radio"/>	85055	89439	<input type="radio"/> <input type="radio"/>
	Models with FAS II (40,000 lb) Rear Air Suspension	16-15817-000 1613957000 1615817000 16-13957-000 680611 680339	<input type="radio"/> <input type="radio"/>	<input type="radio"/> <input type="radio"/>	85724	89443
	Models with Hendrickson 40LH Model Tandem Axle	572412 57241-2	<input type="radio"/> <input type="radio"/>	<input type="radio"/> <input type="radio"/>	83109
	Models with Hendrickson HAS Rear Air Suspension	F6HT-18080-FC 4790228 47902-28 F6HT18080FC	<input type="radio"/> <input type="radio"/>	<input type="radio"/> <input type="radio"/>	85013	89414

L9511

99-01	All Models with 23000 lb Axle and 52" Taperleaf Softride Rear Suspension	F6HT-18080-CA F6HT18080CA	<input type="radio"/> <input type="radio"/>	<input type="radio"/> <input type="radio"/>	85314	89425
	All with 13200 lb or 14600 lb Axle and 54" Taperleaf Spring	F6HT-18045-GC F6HT18045GC	<input type="radio"/> <input type="radio"/>	85030	89440	<input type="radio"/> <input type="radio"/>

APPLICATION GUIDE

Year	Fitment Notes	OEM#					
			Fleetline	GasSLX	Fleetline	GasSLX	Cab Shock/ Specialty Shock

STERLING TRUCK

L9511 (cont)

99-01	Models with FAS II (40,000 lb) Rear Air Suspension	16-15817-000 1613957000 1615817000 16-13957-000 680611 680339	OO	85724	89443
	Models with Hendrickson 40LH Model Tandem Axle	572412 57241-2	T	83109
	Models with Hendrickson HAS Rear Air Suspension	F6HT-18080-FC 4790228 47902-28 F6HT18080FC	OO	85013	89414
99-00	Models with 12000 lb, 13200 lb or 14600 lb Axle and 60" Taperleaf Spring	F6HT-18045-EB F6HT-18045-EC F6HT18045EC F6HT18045EB	OO	85055	89439
	Models with 12000 or 13200 lb Axle and 54" Multileaf Spring	F6HT-18045-BC F6HT18045BC	OO	85047	89435
	Models with 14600 lb or 16000 lb Axle and 54" Multi-leaf Spring	F6HT-18045-CC F6HT18045CC	OO	85055	89439

L9513

99-00	All Models with 23000 lb Axle and 52" Taperleaf Softride Rear Suspension	F6HT-18080-CA F6HT18080CA	OO	85314	89425
	All with 13200 lb or 14600 lb Axle and 54" Taperleaf Spring	F6HT-18045-GC F6HT18045GC	OO	85030	89440
	Models with 12000 lb, 13200 lb or 14600 lb Axle and 60" Taperleaf Spring	F6HT-18045-EB F6HT-18045-EC F6HT18045EC F6HT18045EB	OO	85055	89439
	Models with 12000 or 13200 lb Axle and 54" Multileaf Spring	F6HT-18045-BC F6HT18045BC	OO	85047	89435
	Models with 14600 lb or 16000 lb Axle and 54" Multi-leaf Spring	F6HT-18045-CC F6HT18045CC	OO	85055	89439
	Models with FAS II (40,000 lb) Rear Air Suspension	16-15817-000 1613957000 1615817000 16-13957-000 680611 680339	OO	85724	89443
	Models with Hendrickson 40LH Model Tandem Axle	572412 57241-2	T	83109
	Models with Hendrickson HAS Rear Air Suspension	F6HT-18080-FC 4790228 47902-28 F6HT18080FC	OO	85013	89414

L9522

99	All Models with 23000 lb Axle and 52" Taperleaf Softride Rear Suspension	F6HT-18080-CA F6HT18080CA	OO	85314	89425
	All with 13200 lb or 14600 lb Axle and 54" Taperleaf Spring	F6HT-18045-GC F6HT18045GC	OO	85030	89440
	Models with 12000 lb, 13200 lb or 14600 lb Axle and 60" Taperleaf Spring	F6HT-18045-EB F6HT-18045-EC F6HT18045EC F6HT18045EB	OO	85055	89439
	Models with 12000 or 13200 lb Axle and 54" Multileaf Spring	F6HT-18045-BC F6HT18045BC	OO	85047	89435
	Models with 14600 lb or 16000 lb Axle and 54" Multi-leaf Spring	F6HT-18045-CC F6HT18045CC	OO	85055	89439
	Models with FAS II (40,000 lb) Rear Air Suspension	16-15817-000 1613957000 1615817000 16-13957-000 680611 680339	OO	85724	89443
	Models with Hendrickson 40LH Model Tandem Axle	572412 57241-2	T	83109
	Models with Hendrickson HAS Rear Air Suspension	F6HT-18080-FC 4790228 47902-28 F6HT18080FC	OO	85013	89414

LT9500

99-08	Models with O.E.M. Number	F6HZ-5K407-AB F6HZ5K407AB	OO	83034
-------	---------------------------	------------------------------	------	------	----	------	------	-------

APPLICATION GUIDE

Year	Fitment Notes	OEM#					
			Fleetline	GasSLX	Fleetline	GasSLX	Cab Shock Specialty Shock

STERLING TRUCK VARIOUS

STERLING TRUCK

	8500 & 9500 Models with 113" & 122" BBC Conventional Tractors with Link Cabmate Models FH1322 & FH1322-A	12021043 1202-1043							83025
	L8501 & L9501 Models with 101" BBC Conventional Tractors with Link Cabmate Model FH101	12021043 1202-1043							83025
	Models with 10,500 or 13,500 lb Vari-Rate Rear Spring Suspension	6E7Z-18125-A 6E7Z18125A							83364

STOUGHTON TRAILERS INC.

STOUGHTON TRAILERS INC.

	Trailers with Hendrickson HT190T, HT190U, & HS190T Models Air Suspension	HTA20001							83389
	Trailers with Hendrickson HT230T Models Air Suspension	HTA20002							85000
	Trailers with Neway AR-90-1-12, -14, -17 Models Air Suspension	NW90044162							83128
	Trailers with Neway AR-90-1-15, -16 Models Air Suspension	NW90044448							85051
	Trailers with Neway RL-196-14, -15, Models Air Suspension	NW90044978							85059
	Trailers with Neway RL-196-16, -17, Models Air Suspension	NW90044979							83113
	Trailers with Reyco 86AR/RS1015 Air Ride Suspension	RT1816501 RT18165-01							85006
	Trailers with Reyco 86AR/RS1035 Anti-Dock Walk Air Suspension	RT1816501 RT18165-01							85006

SUSPENSIONS INC.

SUSPENSIONS INC.

	LP11 Steerable Lift Axle	200188									646155
--	--------------------------	--------	--	--	--	--	--	--	--	--	--------

SUSPENSYS

SUSPENSYS

	FS230 Trailer Suspension (Light Duty)	218004872							85737
--	---------------------------------------	-----------	------	------	--	--	--	--	--	--	-------

TEREX CORP.

TEREX CORP.

	Rear Discharge Mixers with Self - Steering Axle Shock	12111									646155
--	---	-------	--	--	--	--	--	--	--	--	--------

THE BINKLEY COMPANY

THE BINKLEY COMPANY

97	Trailers with Binkley AirLite Suspension	6898							83125
		16965							85006

THOMAS

THOMAS

SAF-T-LINER

91-24	Models 21K or 23K Airliner Rear Air Suspension	16-15817-000 1618708000 1613957000 1615817000 16-13957-000 16-18708-000 481700006848 680611 471700002809 SDA471700002809							85724
											89443
	Models with 12000 lb Taperleaf Front Suspension	10-13634-000 10-13211-000 1013211000 1013634000									85918
	Models with Freightliner CC B2 Bus Chassis	10-13634-000 10-13211-000 1013211000 1013634000									89449

TYPE A SCHOOL BUS

00-22	Minotour Type A School bus with Ford E450 Chassis	8C2Z-18124-D 8C24-18045-DA ASH-1154 AT-163G									G63622
	Minotour Type A School bus with Ford E350 Chassis	8C2Z-18124-D 8C24-18045-DA ASH-1154 AT-163G									G63622
	Minotour Type A School bus with Ford E450 Chassis	8C24-18080-DB ASH-1136 8C2Z-18125-D AT-164G									G63623

APPLICATION GUIDE

Year	Fitment Notes	OEM#					
			Fleetline	GasSLX	Fleetline	GasSLX	Cab Shock Specialty Shock

THOMAS

THOMAS

TYPE A SCHOOL BUS (cont)

92-20	Minotour Type A School bus with Ford E350 Chassis	8C24-18080-DB ASH-1136 8C2Z-18125-D AT-164G	 O	G63623
-------	---	--	------	------	-------	--------	------	------

VARIOUS

	Buses with Neway Tandem Air Suspension	61310232	 O	85000	89436
	Buses with O.E.M. Number	1619138000 16-19138-000	 O	85058	89431	 O
	Model MVP	61310101	 O	85736	 O
	Models with Hendrickson Comfort Air Rear Air Suspension	60670-006 60670006L 60670-006L 60670006	 O	 O	83147
	ROC Front, SAF-T-Liner	61300285 GBL651442	 I	83102	 O
	SAF-T-Liner HDX Models with Hendrickson Comfort Air Rear Air Suspension	471700131545 60998003 60998-001 60998-003 60998001	 O	 O	85006
	SAF-T-Liner School Bus MVP-ER & MVP-EF	61300219 70445 61300222 61300223	 O	85014	 O
	School Bus	680010 614974	 O	85304	 O
		680054 00614966 3000614966 300-0614966	 O	 O	85307
	Type C Conventional Buses (65 capacity) with FAS II Rear Air Suspension	16-15817-000 1618708000 1615817000 16-18708-000 61310434 61310478	 O	 O	85724	89443
05-22	Models with Freightliner B2 Bus Chassis & 15000 lb Rear Suspension	6803260000	 O	 O	83120
09-12	Type C School bus chassis with O.E.M. Number	16-18713-000 1618713000 471700003070	 O	 O	85122
03	Type C Conventional School buses (65 capacity) with O.E.M. Number	680-323-0300 6803230300 GBL665538	 O	85006	 O

THOR MOTOR COACH

THOR MOTOR COACH

A.C.E

11-24	MotorHomes with Ford F53 Chassis with 16,000 lb GVW to 22,000 lb GVW	ASH-1229 ASH-1228 9U94-18045-AA ASH-1205 AT-620 ASH25823 ASH-1022 ASH1022 1C3418045JA ASH-25822 ASH1205 ASH-25823 ASH1228 ASH1229 AT620 1C34-18045-JA AT766 9U9Z18124A ASH294 1C3418045AA 1C34-18045-AA ASH-294 9U9418045AA 9U9Z-18124-A ASH25822 AT-766	 O	83209	89414	 O
-------	--	---	-------	-------	-------	-------	------	------	------

APPLICATION GUIDE

Year	Fitment Notes	OEM#					
				Fleetline	GasSLX		Fleetline

THOR MOTOR COACH

A.C.E (cont)

11-24	MotorHomes with Ford F53 Chassis with 16,000 lb GVW to 22,000 lb GVW	9U9Z18125A ASH-1206 ASH137 AT-621 ASH-25824 ASH-1023 ASH25824 ASH-1230 9U9418080AA ASH1230 ASH1023 9U94-18080-AA 9U9Z-18125-A AT621 ASH1206 ASH-137			OO	83122	89406
-------	--	--	------	--	--	----	-------	-------	------

THOR MOTOR COACH

AXIS

14-24	MotorHomes with Ford E350 or E450 Chassis	ASH1154 8C2418045DA 8C2Z-18124-D 8C2Z18124D 8C24-18045-DA ASH-1154 AT163G AT-163G	O	G63622					
		8C24-18080-DB 8C2Z18125D ASH-1136 8C2Z-18125-D AT164G 8C2418080DB ASH1136 AT-164G	OO	G63623	

CHALLENGER

09-24	MotorHomes with Ford F53 Chassis with 16,000 lb GVW to 22,000 lb GVW	ASH-1229 ASH-1228 9U94-18045-AA ASH-1205 AT-620 ASH25823 ASH-1022 ASH1022 1C3418045JA ASH-25822 ASH1205 ASH-25823 ASH1228 ASH1229 AT620 1C34-18045-JA AT766 9U9Z18124A ASH294 1C3418045AA 1C34-18045-AA ASH-294 9U9418045AA 9U9Z-18124-A ASH25822 AT-766	OO	83209	89414				
		9U9Z18125A ASH-1206 ASH137 AT-621 ASH-25824 ASH-1023 ASH25824 ASH-1230 9U9418080AA ASH1230 ASH1023 9U94-18080-AA 9U9Z-18125-A AT621 ASH1206 ASH-137	OO	83122	89406	

APPLICATION GUIDE

Year	Fitment Notes	OEM#					
			Fleetline	GasSLX	Fleetline	GasSLX	Cab Shock Specialty Shock

THOR MOTOR COACH CHALLENGER (cont)

THOR MOTOR COACH

05-08	MotorHomes with Ford F53 Chassis with 16,000 lb GVW to 22,000 lb GVW	ASH-1229 ASH-1228 9U94-18045-AA ASH-1205 AT-620 ASH25823 ASH-1022 ASH1022 1C3418045JA ASH-25822 ASH1205 ASH-25823 ASH1228 ASH1229 AT620 1C34-18045-JA AT766 9U9Z18124A ASH294 1C3418045AA 1C34-18045-AA ASH-294 9U9418045AA 9U9Z-18124-A ASH25822 AT-766	83209	89414
		9U9Z18125A ASH-1206 ASH137 AT-621 ASH-25824 ASH-1023 ASH25824 ASH-1230 9U9418080AA ASH1230 ASH1023 9U94-18080-AA 9U9Z-18125-A AT621 ASH1206 ASH-137	83122	89406

CHATEAU

11-24	MotorHomes with Ford E350 or E450 Chassis	ASH1154 8C2418045DA 8C2Z-18124-D 8C2Z18124D 8C24-18045-DA ASH-1154 AT163G AT-163G	G63622
		8C24-18080-DB 8C2Z18125D ASH-1136 8C2Z-18125-D AT164G 8C2418080DB ASH1136 AT-164G	G63623
99-10	MotorHomes with Ford E350 or E450 Chassis	8C24-18080-DB 8C2Z18125D ASH-1136 8C2Z-18125-D AT164G 8C2418080DB ASH1136 AT-164G	G63623

CHATEAU CITATION

13	MotorHomes with Ford E350 or E450 Chassis	8C24-18080-DB 8C2Z18125D ASH-1136 8C2Z-18125-D AT164G 8C2418080DB ASH1136 AT-164G	G63623
11-12	MotorHomes with Ford E350 or E450 Chassis	ASH1154 8C2418045DA 8C2Z-18124-D 8C2Z18124D 8C24-18045-DA ASH-1154 AT163G AT-163G	G63622

APPLICATION GUIDE

Year	Fitment Notes	OEM#					
				Fleetline	GasSLX		Fleetline

THOR MOTOR COACH

CHATEAU CITATION (cont)

THOR MOTOR COACH

11-12	MotorHomes with Ford E350 or E450 Chassis	8C24-18080-DB 8C2218125D ASH-1136 8C2Z-18125-D AT164G 8C2418080DB ASH1136 AT-164G					G63623		
08-10	MotorHomes with Ford E350 or E450 Chassis	8C24-18080-DB 8C2218125D ASH-1136 8C2Z-18125-D AT164G 8C2418080DB ASH1136 AT-164G					G63623		

CITATION

12-16	MotorHomes with Ford E350 or E450 Chassis	ASH1154 8C2418045DA 8C2Z-18124-D 8C2Z18124D 8C24-18045-DA ASH-1154 AT163G AT-163G		G63622					
		8C24-18080-DB 8C2218125D ASH-1136 8C2Z-18125-D AT164G 8C2418080DB ASH1136 AT-164G					G63623		
01-11	MotorHomes with Ford E350 or E450 Chassis	8C24-18080-DB 8C2218125D ASH-1136 8C2Z-18125-D AT164G 8C2418080DB ASH1136 AT-164G					G63623		

CLASS A MOTORHOMES

06	Astoria Series MotorHomes with Freightliner XC Chassis	16-16874-000 1616874000 1616737000 16-16737-000 141700131810		83160					
		1618103000 16-18103-000 481700000493		85900					
		1616873000 16-16873-000 141700131809 1616736000 16-16736-000					85029		
	Tuscany Series MotorHomes with Freightliner XC Chassis	16-16874-000 1616874000 1616737000 16-16737-000 141700131810		83160					
		1618103000 16-18103-000 481700000493		85900					
		1616873000 16-16873-000 141700131809 1616736000 16-16736-000					85029		
02-05	Escaper Series MotorHomes with Freightliner XC Chassis	16-16874-000 1616874000 1616737000 16-16737-000 141700131810		83160					
		1618103000 16-18103-000 481700000493		85900					
		1616873000 16-16873-000 141700131809 1616736000 16-16736-000					85029		

APPLICATION GUIDE

Year	Fitment Notes	OEM#	 Fleetline GasSLX		 Fleetline GasSLX Cab Shock Specialty Shock		

THOR MOTOR COACH

CLASS A MOTORHOMES (cont)

THOR MOTOR COACH

02-05	UltraSport Series MotorHomes with Freightliner XC Chassis	16-16874-000 1616874000 1616737000 16-16737-000 141700131810	 	83160	
		1618103000 16-18103-000 481700000493	 	85900
		1616873000 16-16873-000 141700131809 1616736000 16-16736-000	 	85029

ECHELON

22-24	MotorHomes with Ford E350 or E450 Chassis	ASH1154 8C2418045DA 8C2Z-18124-D 8C2Z18124D 8C24-18045-DA ASH-1154	 	G63622
		8C24-18080-DB 8C2Z18125D ASH-1136 8C2Z-18125-D 8C2418080DB ASH1136	 	G63623

FOUR WINDS

11-24	MotorHomes with Ford E350 or E450 Chassis	ASH1154 8C2418045DA 8C2Z-18124-D 8C2Z18124D 8C24-18045-DA ASH-1154 AT163G AT-163G	 	G63622
		8C24-18080-DB 8C2Z18125D ASH-1136 8C2Z-18125-D AT164G 8C2418080DB ASH1136 AT-164G	 	G63623
01-10	MotorHomes with Ford E350 or E450 Chassis	8C24-18080-DB 8C2Z18125D ASH-1136 8C2Z-18125-D AT164G 8C2418080DB ASH1136 AT-164G	 	G63623





FREEDOM ELITE

12-23	MotorHomes with Ford E350 or E450 Chassis	ASH1154 8C2418045DA 8C2Z-18124-D 8C2Z18124D 8C24-18045-DA ASH-1154 AT163G AT-163G	 	G63622
		8C24-18080-DB 8C2Z18125D ASH-1136 8C2Z-18125-D AT164G 8C2418080DB ASH1136 AT-164G	 	G63623
10-11	MotorHomes with Ford E350 or E450 Chassis	8C24-18080-DB 8C2Z18125D ASH-1136 8C2Z-18125-D AT164G 8C2418080DB ASH1136 AT-164G	 	G63623

GEMINI

19-22	MotorHomes with Ford Transit-350 Chassis		 	G64177
-------	--	--	------	------	------	------	------	--------	------	------

APPLICATION GUIDE

Year	Fitment Notes	OEM#					
				Fleetline	GasSLX		Fleetline

THOR MOTOR COACH HURRICANE

THOR MOTOR COACH

11-24	MotorHomes with Ford F53 Chassis with 16,000 lb GVW to 22,000 lb GVW	ASH-1229 ASH-1228 9U94-18045-AA ASH-1205 AT-620 ASH25823 ASH-1022 ASH1022 1C3418045JA ASH-25822 ASH1205 ASH-25823 ASH1228 ASH1229 AT620 1C34-18045-JA AT766 9U9Z18124A ASH294 1C3418045AA 1C34-18045-AA ASH-294 9U9418045AA 9U9Z-18124-A ASH25822 AT-766	83209	89414
		OO	OO	OO	83122	89406
04-10	MotorHomes with Ford F53 Chassis with 16,000 lb GVW to 22,000 lb GVW	ASH-1229 ASH-1228 9U94-18045-AA ASH-1205 AT-620 ASH25823 ASH-1022 ASH1022 1C3418045JA ASH-25822 ASH1205 ASH-25823 ASH1228 ASH1229 AT620 1C34-18045-JA AT766 9U9Z18124A ASH294 1C3418045AA 1C34-18045-AA ASH-294 9U9418045AA 9U9Z-18124-A ASH25822 AT-766	83209	89414
		OO	OO	OO	83122	89406

APPLICATION GUIDE

Year	Fitment Notes	OEM#					
				Fleetline	GasSLX		Fleetline

THOR MOTOR COACH INDIGO

THOR MOTOR COACH

23-24	MotorHomes with Ford F53 Chassis with 16,000 lb GVW to 22,000 lb GVW	9U94-18045-AA 9U9Z18124A 9U9418045AA 9U9Z-18124-A ASH25822 ASH-25822 ASH25823 ASH-25823	OO	83209	89414
		9U9Z18125A 9U94-18080-AA ASH-25824 9U9Z-18125-A ASH25824 9U9418080AA	83122	89406	OO

LUMINATE

23-24	MotorHomes with Ford F53 Chassis with 16,000 lb GVW to 22,000 lb GVW	9U94-18045-AA 9U9Z18124A 9U9418045AA 9U9Z-18124-A ASH25822 ASH-25822 ASH25823 ASH-25823	OO	83209	89414
		9U9Z18125A 9U94-18080-AA ASH-25824 9U9Z-18125-A ASH25824 9U9418080AA	83122	89406	OO

MAGNITUDE

19-23	Models with Ford F-550 Chassis (4WD and OEM number)	ASH-85927 LC3Z-18125-W ASH-866127 ASH-866139 LC3Z-18125-J HC3Z-18125-EP HC3Z-18125-X ASH-85789	OO	77986
	Models with Ford F-550 Chassis (RWD and OEM number)	ASH-25770 HC3Z-18125-ED HC3Z-18125-EE HC3Z-18125-B ASH-85857 ASH-85856	OO	77987

MIRAMAR

14-24	MotorHomes with Ford F53 Chassis with 16,000 lb GVW to 22,000 lb GVW	ASH-1229 ASH-1228 9U94-18045-AA ASH-1205 AT-620 ASH25823 ASH-1022 ASH1022 1C3418045JA ASH-25822 ASH1205 ASH-25823 ASH1228 ASH1229 AT620 1C34-18045-JA AT766 9U9Z18124A ASH294 1C3418045AA 1C34-18045-AA ASH-294 9U9418045AA 9U9Z-18124-A ASH25822 AT-766	OO	83209	89414
-------	--	---	----	-------	-------	------	------	------

APPLICATION GUIDE

Year	Fitment Notes	OEM#					
				Fleetline	GasSLX		Fleetline

THOR MOTOR COACH

MIRAMAR (cont)

14-24	MotorHomes with Ford F53 Chassis with 16,000 lb GVW to 22,000 lb GVW	9U9Z18125A ASH-1206 ASH137 AT-621 ASH-25824 ASH-1023 ASH25824 ASH-1230 9U9418080AA ASH1230 ASH1023 9U94-18080-AA 9U9Z-18125-A AT621 ASH1206 ASH-137			OO	83122	89406
-------	--	--	------	--	--	----	-------	-------	------

THOR MOTOR COACH

OMNI

19-23	Models with Ford F-550 Chassis (4WD and OEM number)	ASH-85927 LC3Z-18125-W ASH-866127 ASH-866139 LC3Z-18125-J HC3Z-18125-EP HC3Z-18125-X ASH-85789			OO	77986
	Models with Ford F-550 Chassis (RWD and OEM number)	ASH-25770 HC3Z-18125-ED HC3Z-18125-EE HC3Z-18125-B ASH-85857 ASH-85856			OO	77987

OUTLAW

11-24	MotorHomes with Ford F53 Chassis with 24,000 lb GVW to 26,000 lb GVW	ASH1161 ASH25821 ASH-25821 ASH-1161	OO	85006
24	MotorHomes with Ford F53 Chassis with 24,000 lb GVW to 26,000 lb GVW	ASH25820 ASH1162 ASH-25820 ASH-1162			OO	89430
11-23	MotorHomes with Ford E350 or E450 Chassis	ASH1154 8C2418045DA 8C2Z-18124-D 8C2Z18124D 8C24-18045-DA ASH-1154 AT163G AT-163G	OO	G63622	OO
		8C24-18080-DB 8C2Z18125D ASH-1136 8C2Z-18125-D AT164G 8C2418080DB ASH1136 AT-164G			OO	G63623
	MotorHomes with Ford F53 Chassis with 16,000 lb GVW to 22,000 lb GVW	ASH-1229 ASH-1228 9U94-18045-AA ASH-1205 AT-620 ASH25823 ASH-1022 ASH1022 1C3418045JA ASH-25822 ASH1205 ASH-25823 ASH1228 ASH1229 AT620 1C34-18045-JA AT766 9U9Z18124A ASH294 1C3418045AA 1C34-18045-AA ASH-294 9U9418045AA 9U9Z-18124-A ASH25822 AT-766	OO	83209	89414	OO

APPLICATION GUIDE

Year	Fitment Notes	OEM#					
				Fleetline	GasSLX		Fleetline

THOR MOTOR COACH OUTLAW (cont)





THOR MOTOR COACH

11-23	MotorHomes with Ford F53 Chassis with 16,000 lb GVW to 22,000 lb GVW	9U9Z18125A ASH-1206 ASH137 AT-621 ASH-25824 ASH-1023 ASH25824 ASH-1230 9U9418080AA ASH1230 ASH1023 9U94-18080-AA 9U9Z-18125-A AT621 ASH1206 ASH-137	83122	89406
	MotorHomes with Ford F53 Chassis with 24,000 lb GVW to 26,000 lb GVW	ASH25820 ASH1162 ASH-25820 ASH-1162	85005	89430
07-10	MotorHomes with Ford F53 Chassis with 16,000 lb GVW to 22,000 lb GVW	ASH-1229 ASH-1228 9U94-18045-AA ASH-1205 AT-620 ASH25823 ASH-1022 ASH1022 1C3418045JA ASH-25822 ASH1205 ASH-25823 ASH1228 ASH1229 AT620 1C34-18045-JA AT766 9U9Z18124A ASH294 1C3418045AA 1C34-18045-AA ASH-294 9U9418045AA 9U9Z-18124-A ASH25822 AT-766	83209	89414
		9U9Z18125A ASH-1206 ASH137 AT-621 ASH-25824 ASH-1023 ASH25824 ASH-1230 9U9418080AA ASH1230 ASH1023 9U94-18080-AA 9U9Z-18125-A AT621 ASH1206 ASH-137	83122	89406

QUANTUM

16-24	MotorHomes with Ford E350 or E450 Chassis	ASH1154 8C2418045DA 8C2Z-18124-D 8C2Z18124D 8C24-18045-DA ASH-1154 AT163G AT-163G	G63622
		8C24-18080-DB 8C2Z18125D ASH-1136 8C2Z-18125-D AT164G 8C2418080DB ASH1136 AT-164G	G63623

APPLICATION GUIDE

Year	Fitment Notes	OEM#					
				Fleetline	GasSLX		Fleetline

THOR MOTOR COACH RESONATE

THOR MOTOR COACH

23-24	MotorHomes with Ford F53 Chassis with 16,000 lb GVW to 22,000 lb GVW	9U94-18045-AA 9U9Z18124A 9U9418045AA 9U9Z-18124-A ASH25822 ASH-25822 ASH25823 ASH-25823	O O	83209	89414
		9U9Z18125A 9U94-18080-AA ASH-25824 9U9Z-18125-A ASH25824 9U9418080AA	O O	83122	89406

VEGAS

14-24	MotorHomes with Ford E350 or E450 Chassis	ASH1154 8C2418045DA 8C2Z-18124-D 8C2Z18124D 8C24-18045-DA ASH-1154 AT163G AT-163G	I O	G63622
		8C24-18080-DB 8C2Z18125D ASH-1136 8C2Z-18125-D AT164G 8C2418080DB ASH1136 AT-164G	I O	G63623

WINDSPORT

11-24	MotorHomes with Ford F53 Chassis with 16,000 lb GVW to 22,000 lb GVW	ASH-1229 ASH-1228 9U94-18045-AA ASH-1205 AT-620 ASH25823 ASH-1022 ASH1022 1C3418045JA ASH-25822 ASH1205 ASH-25823 ASH1228 ASH1229 AT620 1C34-18045-JA AT766 9U9Z18124A ASH294 1C3418045AA 1C34-18045-AA ASH-294 9U9418045AA 9U9Z-18124-A ASH25822 AT-766	O O	83209	89414
		9U9Z18125A ASH-1206 ASH137 AT-621 ASH-25824 ASH-1023 ASH25824 ASH-1230 9U9418080AA ASH1230 ASH1023 9U94-18080-AA 9U9Z-18125-A AT621 ASH1206 ASH-137	O O	83122	89406

APPLICATION GUIDE

Year	Fitment Notes	OEM#	 Fleetline GasSLX		 Fleetline GasSLX Cab Shock/ Specialty Shock		

THOR MOTOR COACH WINDSPORT (cont)

THOR MOTOR COACH

06-10	MotorHomes with Ford F53 Chassis with 16,000 lb GVW to 22,000 lb GVW	ASH-1229 ASH-1228 9U94-18045-AA ASH-1205 AT-620 ASH25823 ASH-1022 ASH1022 1C3418045JA ASH-25822 ASH1205 ASH-25823 ASH1228 ASH1229 AT620 1C34-18045-JA AT766 9U9Z18124A ASH294 1C3418045AA 1C34-18045-AA ASH-294 9U9418045AA 9U9Z-18124-A ASH25822 AT-766	 	83209	89414	
		9U9Z18125A ASH-1206 ASH137 AT-621 ASH-25824 ASH-1023 ASH25824 ASH-1230 9U9418080AA ASH1230 ASH1023 9U94-18080-AA 9U9Z-18125-A AT621 ASH1206 ASH-137	 	 	83122	89406

TIFFIN MOTORHOMES INC. VARIOUS

TIFFIN MOTORHOMES INC.

	Models with Hendrickson Softek Suspension	58913-009L 58913-009 58913009 58913009L	 	85959
--	---	--	------	-------	------	--	------	------	------

TIMBREN INDUSTRIES

TIMBREN INDUSTRIES

	Additional O.E.M. Interchanges	665804			85939
--	--------------------------------	--------	--	------	------	--	-------	------	------

TRAILMOBILE CANADA CORP.

TRAILMOBILE CANADA CORP.

	Models with O.E.M. Number	43-4-279 434279	 	 	83204	
		43-6-137 434241 436137 43-4-241	 	 	85006	
		438031 434236 43-8-031 43-4-236	 	 	85029	
		43-4-235 434235	 	 	85051	
		43-4-278 434278	 	 	85059	
		434239 43-4-239 43-6-164 436164	 	 	83207	89407	
		43-6-158 436158	 	 	85013	89414	
		43-6-028 434237 43-4-237 436028 43-4-277 434277	 	 	85000	89436	
		Trailers with Granning Air Susp. T-350A	43-8-022 438022	 	 	83225

APPLICATION GUIDE

Year	Fitment Notes	OEM#					
			Fleetline	GasSLX	Fleetline	GasSLX	Cab Shock Specialty Shock

TRAILMOBILE CANADA CORP.

TRAILMOBILE CANADA CORP.

VARIOUS (cont)

Trailers with Hendrickson Air Susp. HT230T (23,000 lb Capacity)	43-6-118 436118	O	85000	89436
Trailers with Hendrickson Air Susp. HT250U, HT250U-Y	A-2212 A2212	O	85029
Trailers with Hendrickson Air Susp. T23-RL-17	43-8-011 438011	O	83207	89407
Trailers with Hendrickson Air Susp. T23-US-6 (Non-Liftable)	43-8-015 438015	O	85006
Trailers with Hendrickson Air Susp. T23-US-9 (Liftable & Non-Liftable)	438014 43-8-014	O	85013	89414
Trailers with Hendrickson Air Susp. T30-US-9, -12, -14, -17	43-8-013 438013	O	85000	89436
Trailers with Neway Air Susp. AR90-1-14, AR90-1-17	90044089	O	83124	89407
Trailers with Neway Air Susp. AR90-14, -17,	90044089	O	83124	89407
Trailers with Neway Air Susp. AR92-14	90044992	O	85000	89436
Trailers with Neway Air Susp. AR92-17	90044642	O	83127
Trailers with Neway Air Susp. AR93-14	90045054	O	85051
Trailers with Neway Air Susp. AR93-17	90044089	O	83124	89407
Trailers with Neway Air Susp. AR95-9-HD, -12-HD,-14-HD, 17-HD	90044625	O	83125
Trailers with Neway Air Susp. RL196-14, -15	90044978	O	85059
Trailers with Neway Air Susp. RL196-16, -17	90044979	O	83113
Trailers with Reyco Air Susp. Model # 21AR (25,000 LB Capacity)	43-8-002 438002	O	83209	89414
Trailers with Reyco Air Susp. Model # 74AR (30,000 LB Capacity)	43-8-002 438002	O	83209	89414
Trailers with Reyco Air Susp. Model # 86AR	43-8-015 438015	O	85006

TRANSPORTATION MFG. CORP.

TRANSPORTATION MFG. CORP.

Additional O.E.M. Interchanges	12L570 12L-5-70 12L-5-69 12L569	O	85700
City Cruiser	12TA0113 12TA-01-13	O	85303	89422
Drive Axle	12J54 12J-5-4 12J52 12J-5-2	I	85312
	12J-5-10 12J510	I	85733
G 4500 Coach	12-05-6000 12056000	I	85711
	12-05-6033 12-05-6002 12056033 12056002	O	85339
Low Floor Bus Models with O.E.M. Number	12L599 12L-5-99	O	85339
Models with O.E.M. Number	12G-5-1 12G51	O	85700
	12T-1-13 12T113	O	85303	89422
	680349	O	85702
	680470	O	85713
RTS Bus with "V" Drive Rear	G1101590	O	85713
RTS Bus with Regular Rear	G1011822 22045526 22052014	O	85702
Tag Axle	12J-5-9 12J59	O	85700

APPLICATION GUIDE

Year	Fitment Notes	OEM#					
			Fleetline	GasSLX	Fleetline	GasSLX	Cab Shock Specialty Shock

TURTLETOP BUS

VARIOUS (cont)

TURTLETOP BUS

	Odyssey Series Shuttle buses with Ford E450 Chassis	ASH-1154	<input type="radio"/>	G63622
		ASH-1136	<input type="radio"/>	G63623
	Terra Transit Series Shuttle buses with Ford E350 & E450 Chassis	ASH-1154	<input type="radio"/>	G63622
		ASH-1136	<input type="radio"/>	G63623
	Vanterra Series Shuttle buses with Ford E350 Chassis	ASH-1154	<input type="radio"/>	G63622
		ASH-1136	<input type="radio"/>	G63623

TUTHILL TECHNOLOGIIES

DRIVE AXLE

TUTHILL TECHNOLOGIIES

	101A, 101AR Models	18166-01 1816601	<input type="radio"/>	85704
	102AR (Hvy Duty) Models	1828601 18286-01	<input type="radio"/>	89414
	102AR (Special) Models	17146-01 1714601	<input type="radio"/>	83209	89414
	102AR (Standard) Models	12887-02 1288702	<input type="radio"/>	85013	89414
	102AR for Western Star Models	1982401 19824-01	<input type="radio"/>	85006
	102AR-7 Models	1779401 17794-01	<input type="radio"/>	83215
	102AR-LM Models	19623-01 1962301	<input type="radio"/>	83123	89405
	200 Models Air Suspension	2012901 20129-01	<input type="radio"/>	85007
	240AR Air-Ride Suspension	2012601 20126-01	<input type="radio"/>	89440
		20125-01 2012501	<input type="radio"/>	85030	89440
	74AR - 30000 lb Capacity	1288701 12887-01	<input type="radio"/>	85013	89414
	79KB Models	19495-01 1672501 16725-01 1949501	<input type="radio"/>	83126	89430

STEER AXLE

	1207 Models	17403-01 1740301	<input type="radio"/>	83122	89406
	1209 (Alternate) Models	17408-01 1740801	<input type="radio"/>	85005	89430
	1209, 1212 Models	17358-01 1735801 19495-01 1949501	<input type="radio"/>	83126	89430

TRAILER

	21B (Special) Models	18800-01 1880001	<input type="radio"/>	83203	89436
	25 ART Models with O.E.M. Number	24392-01 2439201	<input type="radio"/>	85051
	25 ARU Models with O.E.M. Number	23553-01 2355301	<input type="radio"/>	85938
	30 ARUUL - 12 and -17 Models	2352401 23524-01	<input type="radio"/>	85738
	81S Models	12885-03 1288503	<input type="radio"/>	85300	89419
	86 AR / RS 1015, 1035, 3015, 3035 Slider Air Suspension	18165-01 1816501	<input type="radio"/>	85006
	87 for Great Dane Models	18164-01 1816401	<input type="radio"/>	83122	89406
		18163-01 1816301	<input type="radio"/>	83207	89407
	87-14, -17 Models	1623001 16230-01	<input type="radio"/>	85702
	87-6, 87-9 Models	12885-01 1288501	<input type="radio"/>	85300	89419

APPLICATION GUIDE

Year	Fitment Notes	OEM#					
			Fleetline	GasSLX	Fleetline	GasSLX	

TUTHILL TECHNOLOGIIES

TUTHILL TECHNOLOGIIES

TRAILER (cont)

	Models with O.E.M. Number	20960-01 2096001		O	83204
		OE12425 1085		O	83214
		1682401 16824-01		O	85006
		70220901 702209-01		O	85014
		70213501 702135-01		O	85045
		70213601 702136-01		O	85052
		2697		O	85712
		17142-01 1714201		O	85001	89410
		680162		O	85300	89419
		2149701 21497-01		O	85005	89430

VARIOUS

	Models with O.E.M. Number	66502		O	646155	
--	---------------------------	-------	--	---	--------	--

TWIN COACH

TWIN COACH

	Models with O.E.M. Number	90044089 90044089C		O	83124	89407
		AR958 AR-958		O	83207	89407
		90044162		O	83128	89436
		AR718CHD AR-718-C-HD		O	85000	89436

UD

UD

550T

89-91	Models with O.E.M. Number	56110-Z5014 56101Z5014 56110-Z5017 56110Z5017 56101Z5017 56101-Z5014 56110Z5014 56101-Z5017		O	83162	
-------	---------------------------	--	--	---	-------	------	--

600T

92-94	Models with O.E.M. Number	56110-Z5014 56101Z5014 56110-Z5017 56110Z5017 56101Z5017 56101-Z5014 56110Z5014 56101-Z5017		O	83162	
-------	---------------------------	--	--	---	-------	------	--

1200

99-04	Models with O.E.M. Number	E61000T825 561000T825		O	83515	
-------	---------------------------	--------------------------	--	---	-------	------	--

1300

05-07	Models with O.E.M. Number	E61000T825 561000T825		O	83515	
-------	---------------------------	--------------------------	--	---	-------	------	--

1400

94-10	Models with O.E.M. Number	E61000T825 561000T825		O	83515	
-------	---------------------------	--------------------------	--	---	-------	------	--

1800

89-94	Models with O.E.M. Number	56101-Z5008 56110-Z5008 56110Z5008 56101Z5008		O	83114	
-------	---------------------------	--	--	---	-------	------	--

APPLICATION GUIDE

Year	Fitment Notes	OEM#	 Fleetline GasSLX		 Fleetline GasSLX Cab Shock\ Specialty Shock		
			 ○				

UD **UD**

1800CS

99-04	Models with O.E.M. Number	56101-Z5008 56110-Z5008 56110Z5008 56101Z5008	 ○						
-------	---------------------------	--	-------	--	--	--	--	--	--

2000

89-94	Models with O.E.M. Number	56101-Z5008 56110-Z5008 56110Z5008 56101Z5008	 ○						
-------	---------------------------	--	-------	--	--	--	--	--	--

2600

89-13	Models with O.E.M. Number	56110-Z5014 56101Z5014 56110-Z5017 56110Z5017 56101Z5017 56101-Z5014 56110Z5014 56101-Z5017	 ○						
-------	---------------------------	--	-------	--	--	--	--	--	--

2800

89-94	Models with O.E.M. Number	56110-Z5014 56101Z5014 56110-Z5017 56110Z5017 56101Z5017 56101-Z5014 56110Z5014 56101-Z5017	 ○						
-------	---------------------------	--	-------	--	--	--	--	--	--

3000

95-00	Models with O.E.M. Number	56110-Z5014 56101Z5014 56110-Z5017 56110Z5017 56101Z5017 56101-Z5014 56110Z5014 56101-Z5017	 ○						
89-91	Models with O.E.M. Number	56110-Z5014 56101Z5014 56110-Z5017 56110Z5017 56101Z5017 56101-Z5014 56110Z5014 56101-Z5017	 ○						

3000HD

92-94	Models with O.E.M. Number	56110-Z5014 56101Z5014 56110-Z5017 56110Z5017 56101Z5017 56101-Z5014 56110Z5014 56101-Z5017	 ○						
-------	---------------------------	--	-------	--	--	--	--	--	--

3000SD

92-94	Models with O.E.M. Number	56110-Z5014 56101Z5014 56110-Z5017 56110Z5017 56101Z5017 56101-Z5014 56110Z5014 56101-Z5017	 ○						
-------	---------------------------	--	-------	--	--	--	--	--	--

3300

99-13	Models with O.E.M. Number	56110-Z5014 56101Z5014 56110-Z5017 56110Z5017 56101Z5017 56101-Z5014 56110Z5014 56101-Z5017	 ○						
-------	---------------------------	--	-------	--	--	--	--	--	--

APPLICATION GUIDE

Year	Fitment Notes	OEM#					
				Fleetline	GasSLX		Fleetline

UD

UD

3300 (cont)

89-94	Models with O.E.M. Number	56110-Z5014 56101Z5014 56110-Z5017 56110Z5017 56101Z5017 56101-Z5014 56110Z5014 56101-Z5017	 	83162
-------	---------------------------	--	------	-------	------	--	------	------	------

UD 18HD SERIES

99-10	Models with 22.5" Tires	56110-30Z02 56101-30Z02	 	G63610
-------	-------------------------	----------------------------	------	--------	------	--	------	------	------

UD 1300

	UD 1300 Models Steer Axle	56110T8129 66400 56110-T8123 56110-T8129 56110T8123	 	G63432
--	---------------------------	---	------	--------	------	--	------	------	------

UD 1800 SERIES

11-13	Models with 22.5" Tires	56110-30Z02 56101-30Z02	 	G63610
95-98	Models with 22.5" Tires	56110-30Z02 56101-30Z02	 	G63610

UD 2000 SERIES

95-13	Models with 22.5" Tires	56110-30Z02 56101-30Z02	 	G63610
-------	-------------------------	----------------------------	------	--------	------	--	------	------	------

UNITED MANUFACTURING

UNITED MANUFACTURING

VARIOUS

	Models with O.E.M. Number	K-96-41 K9641			85304
--	---------------------------	------------------	--	------	------	--	-------	------	------

UNIVERSAL COACH

UNIVERSAL COACH

	Models with O.E.M. Number	12-05-1199 680777 12051199			 85729
--	---------------------------	----------------------------------	--	------	------	--	-----------	------	------

UPS TRUCK

UPS TRUCK

	Models with O.E.M. Number	P117099			 83120
--	---------------------------	---------	--	------	------	--	-----------	------	------

UTILITY TRAILER MANUFACTURING COMPANY

UTILITY TRAILER MANUFACTURING COMPANY

FLATBEDS

	4000A Model Trailers with Hendrickson AANT 23K Intraax Air Ride	B24023 B-24023			85738
		B23361 B-23361			85911
		B-23566 B23566			85000	89436
		B24125 B-24125			85323	89436
	Drop Deck Trailers with Hendrickson AANL 23K Intraax Air Ride	B23651 B-23651			85045
		B-25515 B25515			85338
B-24579 B24579				85939	

REEFERS & DRY VANS

	3000R Multi-Temp Trailers with Hendrickson HKANT 40K Vantraax Air Ride	S24088 B24088 S-24088 B-24088			83389 85000	89436
	4000D Trailers with Hendrickson HKANT 40K Vantraax Air Ride	S24088 B24088 S-24088 B-24088			83389 85000	89436

APPLICATION GUIDE

Year	Fitment Notes	OEM#	 Fleetline GasSLX		 Fleetline GasSLX Cab Shock\ Specialty Shock		
------	---------------	------	-------------------------	--	---	--	--

UTILITY TRAILER MANUFACTURING COMPANY

UTILITY TRAILER MANUFACTURING COMPANY

REEFERS & DRY VANS (cont)

	4000D-X Composite Trailers with Hendrickson HKANT 40K Vantraax Air Ride	S24088 B24088 S-24088 B-24088		83389 85000	89436
--	---	--	------	------	--	----------------	-------	------

VAN HOOL

VAN HOOL

VARIOUS

	T811, T812, T813, T814 Buses	665563 6243-14040 624314040	85708
	T815 4D Buses	665563 6243-14040 624314040	85708
	TL 13/14 Buses	6243-13790 665562 624313790	85708

VARIOUS

VARIOUS

STEERING STABILIZER

	Various Class 8 Trucks with Front Axle Rating of 10,000 lb to 20,000 lb	SC-2920 SC2920		83176				
--	---	-------------------	--	-------	--	--	--	--

VOLVO

VOLVO





ADDITIONAL APPLICATIONS

	1500 Models	83122	89406		
		35901-0005 359010005	83219
		530596	85308	89422
	3000, 4000 & 9000 Models - Special Unit - Four Shock Absorbers Required Per Axle	5554959 676081 676082	83401
	3014, 3015, 3016, 3020 C.O.E. and 1500	83122	89406
	9000 Models	83122	89406
	Brigadier Models	22052336 22012065 22046483	85304
	Models with Hendrickson Airtek	471700131920 471700131921 64838002 64838-001 64838001 20469002 20469001 64838-002	85933	89454
	Models with Hendrickson HN - 400 Rear suspension	3971703	83112
	Road Boss, Road Boss II, Road Commander II, Road Expeditor - (Four Shocks per Axle)	3946210	83103
	Road Boss, Road Boss II, Road Commander, Road Commander II, Road Expeditor II - (Four Shocks per Axle)	4975480 02-7005977 027005976 027005977 02-7005976 4975479	83400
78-83	RC2	83122	89406

B - SERIES - BUS COWL CHASSIS

90-96	B - 600, B - 700, B - 750, B - 800, B - 7000 with 18500 lb Axle	EOHT18080AA D7HT-18080-DA AX-310 AX310 D7HT18080DA ASH-24446 ASH24446 D7HT18080AA D7HT-18080-AA EOHT-18080-AA		83215
-------	---	--	------	------	--	-------	------	------

APPLICATION GUIDE

Year	Fitment Notes	OEM#					
			 Fleetline	GasSLX	 Fleetline	GasSLX	Cab Shock/ Specialty Shock










VOLVO

VOLVO




B - SERIES - BUS COWL CHASSIS (cont)

77-89	B - 600, B - 700, B - 750, B - 800, B - 7000 with 18500 lb. Axle	E0HT18080AA D7HT-18080-DA AX-310 AX310 D7HT18080DA ASH-24446 ASH24446 D7HT18080AA D7HT-18080-AA E0HT-18080-AA	83215
-------	--	--	------	------	-------	------	------



FE SERIES

	FE6 Models	6857668 6876828		83105
	FE611, FE614 Front after CH419306	6794358		85040
	FE614 Tractor	6794358		85040
		6790756		83215
	FE615, FE715	6772218 6775412		85040
	FE7 Models up to Chassis No. 20855	1505190		85722
	FE7 Models with Rear Air Suspension (Drive Axle)	1591501		85722
	FE715 with Rear Parabolic Spring	6790756		83215
	Models with Rear Air Suspension and O.E.M. Number	8056892		85023	89415



N SERIES

	N10 with 5.5 Ton Front Axle	1593843		83215
	N11 Models	1593843		83215
	N12 Models	1593843		83215





VAH

11-20	VAH DayCab Models with O.E.M. Number	22662230		83905
11-14	Sleepers with O.E.M. Number	20721254 22662224		83048




VAH 430

17-19	Models with 42" Sleeper Cabs	20721254 22662224		83048
	VAH 430 Models with Hendrickson HAS 400 or 460 Series Rear Suspension	60675001L 8083872 60675-001L 60675001 60675-001		85978





VAH SERIES

	VAH 430 Models with 12,000 to 22,000 lb Front Axles	20433426 SDA471700131258		85081
17-18	VAH 630 Models with 40,000 lb Rear Air Suspension	21462380 21462378 471700006040 471700006038		85088
11-16	VAH 430 Models with Hendrickson HAS 400 or 460 Series Rear Suspension	60675001L 8083872 60675-001L 60675001 60675-001		85978
14	VAH 430 Models with O.E.M. Number	141700005838 21436086		85061	89450

VARIOUS

	Additional O.E.M. Interchanges	25625008 83176191 SA3019		83019
	Aero Models (WCA & WIA Models)	660100007 66010-0007 660100008 66010-0008 8162662		83004
	Link Cabmate Model WRC-2P	12020032 1202-0032		83016





APPLICATION GUIDE

Year	Fitment Notes	OEM#					
			 Fleetline	GasSLX	 Fleetline	GasSLX	Cab Shock Specialty Shock













VOLVO

VOLVO




VARIOUS (cont)

	Models with O.E.M. Number	635869		83004
		85107095 3945842		83009
		8168617		83030
	WG Conventional Tractors with 112" cabs with Link Cabmate Model WWG112-A	1201-0012 12010012 12020012 1202-0012		83023


VHD

11-24	DayCab Models with O.E.M. Number	22662230		83905
08-24	Models with T-Ride Rear Suspension	20433427 471700131256		85065
02-24	Models with 12,000 to 22,000 lb Front Axles	20434880 20353932 20433426 20414440 SDA471700131258 471700131258		85081
21-23	Models with Hendrickson HMX 400/460 Haulmax with 16.5" Saddle	60680-004L 60680004 60680004L		83143
01-23	Models with Hendrickson HMX 400/460 Haulmax with 17.5" & 18.5" Saddle	60680-005L 60680005L 60680005 60680-005		83142
10-22	Models with Neway ADZ Rear Suspension	90045812 471700013186 471700004423 90045605 90045803		85109
06-22	Models with Hendrickson 40,000 lb Pimaax EX and FireMaax EX Air Suspension	20782199 60657-007 60657007		85072
02-21	VHD Models - With O.E.M. Number	8078546		83028
01-20	Models with Hendrickson HMX 400/460 Haulmax with 16.5" Saddle	60680-004L 60680-004 60680004 60680004L		83143
08-09	VHD Models - With O.E.M. Number	20704334 22662125		83048
06	All with Neway AD-246 Air Suspension	90045132 20707753		85906	89407
	Models with Hendrickson HAS Series Rear Suspension	23568046 60675-13 6067513 22314111		85036	89405

VN

	VN Models - Vertical Position (w/O.E.M. Number)	20721254 21368413 20704334 22662125 20496215		83048
04	Models with O.E.M. Number	471700002627 8086651 20433425 85104221		85066	89448
99	Models with O.E.M. Number	471700002627 8086651 20433425 85104221		85066	89448

VN SERIES - 2200

	Models with O.E.M. Number	8078195 20973993 20433424 20513881		85061	89450	
		8077874P01 8077874 8077874-P01 8086053 8169859 665607	85047	89435
		20551628 47170000443	85066	89448

APPLICATION GUIDE

Year	Fitment Notes	OEM#					
			Fleetline	GasSLX	Fleetline	GasSLX	Cab Shock Specialty Shock

VOLVO

VOLVO

VN SERIES - 2200 (cont)

	VN Models - Horizontal Position	8078547 20496217	OO	83029
	VN Models - Vertical Position (w/O.E.M. Number)	8078546	OO	83028
00	Models built after May 1999	471700002627 8086651 20433425	OO	85066	89448





VNL

22-24	VNL 64T-300 DayCab Models with O.E.M. Number	22662230	OO	83905
21-24	All Models with O.E.M. Number	471700014318 23159761 23159763	OO	85188
18-24	VNL 64T-860 Models with High Rise Sleeper Cabs	22662237	OO	83905
08-24	Models with Sleeper Cabs with O.E.M. Number	20721254 21391412 22866844 20704334 22662125	OO	83048
00-24	Models with 12,000 - 13,200 lb Front Axles	20973993 20433424 8071881 23288402	OO	85061	89450
11-23	VNL 42T-300 Models - With O.E.M. Number	22662230	OO	83905
21-22	300 Models with O.E.M. Number	471700014318 23159761 23159763	OO	85188
10-22	Models with Neway ADZ Rear Suspension	90045812 471700013186 471700004423 90045605 90045803	OO	85109
11-21	VNL 64T-300 DayCab Models with O.E.M. Number	22662230 21368411	OO	83905
18-19	VNL 64T-740 Models with High Rise Sleeper Cabs	22662237	OO	83905
14-19	VNL 64T-670 Models with High Rise Sleeper Cabs	22662235	OO	83905
05-19	Models with Hendrickson Airtek	64838-003L 64838003L 21137330 20485633 20485632 471700003832 64838-003 64838003	OO	85933	89454
15-18	VNL 64T-730 Models with Mid Rise Sleeper Cabs	22662237	OO	83905
	VNL 64T-780 Models with High Rise Sleeper Cabs	22662237	OO	83905
00-11	Models with 38,000 lb Rear Air Suspension	471700002627 20551628 20433425 471700000443	OO	85066	89448

VNL 300

21-24	DayCab Models with O.E.M. Number	22662230 21368411	OO	83905
	Models with 40,000 lb Rear Air Suspension	471700014318 23159761	OO	85188
06-24	Models with 12,000 - 13,200 lb Front Axles	141700005838 20973993 21436086 20433424 23288402	OO	85061	89450
16-20	DayCab Models with O.E.M. Number	22662230 21368411	OO	83905
	Models with 12,000 - 13,200 lb Front Axles	141700005838 20973993 23288402 21436086 20433424	OO	85061	89450
	Models with 40,000 lb Rear Air Suspension	21462378 471700006038	OO	85088
	Models with Hendrickson 40,000 lb Pimaax EX and FireMaax EX Air Suspension	20782199 60657-007 60657007	OO	85072

APPLICATION GUIDE

Year	Fitment Notes	OEM#					
				Fleetline	GasSLX		Fleetline

VOLVO

VOLVO

VNL 300 (cont)

16-20	Models with Mid-Roof Sleeper Cabs	22866844 20704334 22662125							83048
16-19	Models with Hendrickson Airtek	64838-003L 64838003L 21137330 20485633 20485632 471700003832 64838-003 64838003	O O	85933	89454				
11-15	Models with Mid-Roof Sleeper Cabs	22866844 20704334 22662125							83048
06-14	Models with Hendrickson Airtek	64838-003L 64838003L 21137330 20485633 20485632 471700003832 64838-003 64838003	O O	85933	89454				
06-11	Models with 40,000 lb Rear Air Suspension	471700002627 20551628 20433425 471700000443					85066	89448	





VNL 430

11-18	Models with 40,000 lb Rear Air Suspension	21462380 471700006040					85088		
15-16	Models with 12,500 - 14,600 lb Front Axle	141700005838 21436086	O O	85061	89450				
	Models with 40,000 lb Rear Air Suspension	21462380 471700006040					85088		
	Models with Mid-Roof Sleeper Cabs	21391412							83048
13-14	Models with Mid-Roof Sleeper Cabs	21391412							83048
05-14	Models with Hendrickson Airtek	64838-003L 64838003L 21137330 20485633 20485632 471700003832 64838-003 64838003	O O	85933	89454				
05-11	Models with 40,000 lb Rear Air Suspension	471700002627 20551628 20433425 471700000443					85066	89448	
06-10	Models with 12,000 - 13,200 lb Front Axles	20973993 20433424	O O	85061	89450				

VNL 630

11-19	Models with 40,000 lb Rear Air Suspension	21462380 471700006040					85088		
17-18	Models with Hendrickson Airtek	64838-003L 64838003L 21137330 20485633 20485632 471700003832 64838-003 64838003	O O	85933	89454				
	Models with Mid-Roof Sleeper Cabs	21391412							83048
15-16	Models with 12,500 - 14,600 lb Front Axle	141700005838 21436086	O O	85061	89450				
	Models with 40,000 lb Rear Air Suspension	21462380 471700006040					85088		
	Models with Hendrickson Airtek	64838-003L 64838003L 21137330 20485633 20485632 471700003832 64838-003 64838003	O O	85933	89454				
	Models with Mid-Roof Sleeper Cabs	21391412							83048
13-14	Models with Mid-Roof Sleeper Cabs	21391412							83048












APPLICATION GUIDE

Year	Fitment Notes	OEM#					
				Fleetline	GasSLX		Fleetline




































VOLVO

VOLVO





















VNL 630 (cont)

06-14	Models with Hendrickson Airtek	64838-003L 64838003L 21137330 20485633 20485632 471700003832 64838-003 64838003	  	85933	89454	 
06-11	Models with 40,000 lb Rear Air Suspension	20551628 471700000443		 	85066	89448
06-10	Models with 12,000 - 13,200 lb Front Axles	20973993 20433424	 	85061	89450	 

VNL 670

11-19	Models with 40,000 lb Rear Air Suspension	21462380 471700006040		 	85088
17-18	Models with Hendrickson Airtek	64838-003L 64838003L 21137330 20485633 20485632 471700003832 64838-003 64838003	  	85933	89454	 
15-16	Models with 12,500 - 14,600 lb Front Axle	141700005838 21436086	 	85061	89450	 
	Models with 40,000 lb Rear Air Suspension	21462380 471700006040		 	85088
	Models with Hendrickson Airtek	64838-003L 64838003L 21137330 20485633 20485632 471700003832 64838-003 64838003	  	85933	89454	 
	Models with Mid-Roof Sleeper Cabs	21391412		 	83048
	Sleeper Cab Models with O.E.M. Number	22662235		 	83905
	Models with Mid-Roof Sleeper Cabs	21391412		 	83048
06-14	Models with Hendrickson Airtek	64838-003L 64838003L 21137330 20485633 20485632 471700003832 64838-003 64838003	  	85933	89454	 
06-11	Models with 40,000 lb Rear Air Suspension	20551628 471700000443		 	85066	89448
06-10	Models with 12,000 - 13,200 lb Front Axles	20973993 20433424	 	85061	89450	 

VNL 740

21-24	Models with 40,000 lb Rear Air Suspension	471700014318 23159761 23159763		 	85188
	Models with Mid-Roof Sleeper Cabs	22866844 20704334		 	83048
17-24	Models with 12,500 - 14,600 lb Front Axle	141700005838 41700014316 21436086 23288403	  	85061	89450	 
17-20	Models with 12,500 - 14,600 lb Front Axle	141700005838 41700014316 21436086 23288403	  	85061	89450	 
	Models with 40,000 lb Rear Air Suspension	21462380 471700006040		 	85088
	Models with Mid-Roof Sleeper Cabs	22866844 20704334		 	83048
20	Models with 40,000 lb Rear Air Suspension	471700014318 23159761 23159763		 	85188

APPLICATION GUIDE

Year	Fitment Notes	OEM#					
				Fleetline	GasSLX		Fleetline

VOLVO

VOLVO

VNL 740 (cont)

17-19	Models with Hendrickson Airtek	64838-003L 64838003L 21137330 20485633 20485632 471700003832 64838-003 64838003	 	85933	89454
-------	--------------------------------	--	------	-------	-------	------	------	------

VNL 760

21-24	Models with 12,000 - 14,600 lb Front Axles	23288402	 	85061	89450
	Models with 13,200 lb to 14,600 lb Front Axle	41700014316 23288403	 	85061	89450
	Models with 40,000 lb Rear Air Suspension	471700014318 23159761 23159763	 	85188
	Models with Mid-Roof Sleeper Cabs	22866844 20704334	 	83048
17-20	Models with 12,500 - 14,600 lb Front Axle	141700005838 21436086	 	85061	89450
	Models with 40,000 lb Rear Air Suspension	21462380 471700006040	 	85088
	Models with Hendrickson HAS 400 or 460 Series Rear Suspension	60675001L 8083872 60675-001L 60675001 60675-001	 	85978
	Models with Mid-Roof Sleeper Cabs	22866844 20704334	 	83048
20	Models with 13,200 lb to 14,600 lb Front Axle	41700014316 23288403	 	85061	89450
	Models with 40,000 lb Rear Air Suspension	471700014318 23159761 23159763	 	85188
17-19	Models with Hendrickson Airtek	64838-003L 64838003L 21137330 20485633 20485632 471700003832 64838-003 64838003	 	85933	89454

VNL 780

11-19	Models with Sleeper Cabs with O.E.M. Number	20721254 22866844 21391413	 	83048
-------	---	----------------------------------	------	------	------	------	------	-------

VNL 860

21-24	Models with 12,000 - 14,600 lb Front Axles	41700014316 23288403	 	85061	89450
	Models with 12,500 - 14,600 lb Front Axle	41700014316 23288403	 	85061	89450
	Models with 40,000 lb Rear Air Suspension	471700014318 23159761 23159763	 	85188
	Sleeper Cab Models with O.E.M. Number	22662237	 	83905
17-20	Models with 12,500 - 14,600 lb Front Axle	141700005838 21436086	 	85061	89450
	Models with 40,000 lb Rear Air Suspension	21462380 471700006040	 	85088
	Sleeper Cab Models with O.E.M. Number	22662237	 	83905

VNL SERIES

11-24	300, 300U Models with 12,000 - 13,200 lb Front Axles	141700005838 23288402 21436086	 	85061	89450
11-19	630 & 670 Models with 12,500 - 14,600 lb Front Axle	141700005838 23288402 21436086	 	85061	89450
11-18	430 Models with 12,500 - 14,600 lb Front Axle	141700005838 23288402 21436086	 	85061	89450
	730 & 780 Models with 12,500 - 14,600 lb Front Axle	141700005838 23288402 21436086	 	85061	89450

APPLICATION GUIDE

Year	Fitment Notes	OEM#					
					Fleetline	GasSLX	Cab Shock Specialty Shock

VOLVO

VOLVO

VNL SERIES (cont)

11-18	730 & 780 Models with 40,000 lb Rear Air Suspension	21462380 471700006040						
06-16	64T-830 Models with Hendrickson 40,000 lb Pimaax EX and FireMaax EX Air Suspension	20782199 14QK-429M2 23567823						
	64T-830 Models with Hendrickson 40,000 lb Primaax, Pimaax EX and FireMaax EX Air Suspension	60657-007 60657007						
	730 & 780 Models with Hendrickson Airtek	64838-003L 64838003L 21137330 20485633 20485632 471700003832 64838-003 64838003	 	85933	89454			
06-11	730 & 780 Models with 40,000 lb Rear Air Suspension	20551628 471700000443						
06-10	730 & 780 Models with 13,200 lb Front Axle	20973993 20433424	 	85061	89450			

VNM

	All with 60" to 77" Mid - High Roof Sleepers (w/O.E.M. Number)	21391412						
11-18	Models with 12,000 - 14,600 lb Front Axle	141700005838 21436086	 	85061	89450			
18	VNM 64T-200 Day Cab Models	22662230						
13-17	VNM 64T-200 Day Cab Models	22662230 21368411 22662237						
16	VNM 64T-630 Models with High Rise Sleeper Cabs	22662235						
13	VNM 42T-200 Day Cab Models	21368411						

VNM SERIES

	200 Models with 46,000 lb T-Ride Rear Suspension	20433427						
	630 Models with 38,000 lb Rear Air Suspension	21462380 21462378 471700006040 471700006038						

VNR

21-24	Models with 12,000 lb to 12,500 lb Front Axle	23288402	 	85061	89450			
	Models with 13,200 lb to 14,600 lb Front Axle	23288403	 	85061	89450			
18-24	Day Cab Models with O.E.M. Number	22662230 22662235						
21-23	300 Models with O.E.M. Number	471700014318 23159761 23159763						
18-19	300 Models with 40,000 lb Rear Air Suspension	21462378 471700006038						
	400 Models with 38,000 lb Rear Air Suspension	21462380 471700006040						
	Models with 12,500 lb Front Axle	141700005838 21436086	 	85061	89450			
	Models with Hendrickson Airtek	64838-003L 64838003L 21137330 471700003832 64838-003 64838003	 	85933	89454			
18	Models with Hendrickson HAS 400 or 460 Series Rear Suspension	60675001L 8083872 60675-001L 60675001 60675-001						

VNR 300

21-24	Models with 40,000 lb Rear Air Suspension	471700014318 23159761 23159763						
	Models with O.E.M. Number	22662230						

APPLICATION GUIDE

Year	Fitment Notes	OEM#					
			Fleetline	GasSLX	Fleetline	GasSLX	Cab Shock Specialty Shock

VOLVO

VOLVO

VNR 300 (cont)

17-24	Models with 12,000 - 14,600 lb Front Axles	41700014316 21436086 23288403 23288402	 	85061	89450	
17-20	Models with O.E.M. Number	22662230	 	83905

VNR 400

21-24	Models with 40,000 lb Rear Air Suspension	471700014318 23159761 23159763	 	 	85188
17-24	Models with 12,000 - 14,600 lb Front Axles	41700014316 21436086 23288403 23288402	 	85061	89450	
	Models with O.E.M. Number	22662235	 	83905
17-20	Models with O.E.M. Number	22662235	 	83905

VNR 640

17-24	Models with 12,000 - 14,600 lb Front Axles	41700014316 21436086 23288403 23288402	 	85061	89450	
	Models with O.E.M. Number	22662235	 	83905
17-20	Models with O.E.M. Number	22662235	 	83905

VNR SERIES

	640 Models with 38,000 lb Rear Air Suspension	21462380 471700006040	 	 	85088
--	---	--------------------------	------	------	------	------	-------	------	------

VNX

22	VNX 84T-740 Models with High Rise Sleeper Cabs	22866844	 	83048
19-21	Models with Neway ADZ Rear Suspension	90045812 471700013186 471700004423 90045605 90045803	 	 	85109
	VNX 84T-740 Models with High Rise Sleeper Cabs	22866844	 	83048
19-20	Models with 12,500 - 14,600 lb Front Axle	141700005838 21436086	 	85061	89450	
	VNX DayCab Models with O.E.M. Number	22662230 21368411	 	83905
18	VNX 84T-740 Models with High Rise Sleeper Cabs	22866844	 	83048
15-17	Models with Neway ADZ Rear Suspension	90045812 471700013186 471700004423 90045605 90045803	 	 	85109
	VNX DayCab Models with O.E.M. Number	22662230 21368411	 	83905
14-17	Models with 12,500 - 14,600 lb Front Axle	141700005838 21436086	 	85061	89450	

VNX - SERIES

	Models with 40,000 lb Rear Air Suspension	21462380 471700006040	 	 	85088
--	---	--------------------------	------	------	------	------	-------	------	------

VOCATIONAL TRUCKS

	Models with T-Ride Rear Suspension	8060026 20433427 8073212 8075257	 	 	85065
	WX, WXML, WXR, WG, AC Models	4790224 47902-24	 	 	83137

VT

06-10	64T-830 Models with 40,000 lb Rear Air Suspension	20551628 47170000443	 	 	85066	89448
	64T-830 Models with Hendrickson 40,000 lb Primaax, Pimaax EX and FireMaax EX Air Suspension	60657-007 60657007	 	 	85072

APPLICATION GUIDE

Year	Fitment Notes	OEM#					
			Fleetline	GasSLX	Fleetline	GasSLX	Cab Shock Specialty Shock

VOLVO

VOLVO

WXLL

96-03	Models with Hendrickson HN - 402 or HN - 462 Rear Suspension	60680003 572413 60680-003L 60680-003 57241-3 60680003L	83112
-------	--	---	------	------	-------	------	------

WXR

96-03	Models with Hendrickson HN - 402 or HN - 462 Rear Suspension	60680003 572413 60680-003L 60680-003 57241-3 60680003L	83112
-------	--	---	------	------	-------	------	------








WABASH NATIONAL

WABASH NATIONAL

VARIOUS



	Trailers with Aurora part number	NEW90044979 NEW900-44-979	83113
		NEW900-44-625 NEW90044625	83125
		NEW90044642 NEW900-44-794 NEW90044794 NEW900-44-642	83127
		NEW90045040 NEW900-45-040	83130
		NEW90045298	83363
		NEW900-44-868 NEW90044868	85045
		NEW90045054 NEW900-45-054	85051
		HENS21292 HENS-21292	85052
		NEW900-44-978 NEW90044978	85059
		DANSR1VJ100	85078
		FRUUCF8339-1 FRUUCF83391	85321
		FRUUCE29831 FRUUCE2983-1	85322
		NEW900-44-089 NEW90044089	83124	89407
		FLL83207-071 FLL83207071	83207	89407
		FRUUCE1295-901 FRUUCE12951 FRUUCE1295901 FRUUCE1295-1	85300	89419
		NEW900-44-626 NEW90044626	83126	89430
		NEW900-44-162 NEW90044162 NEW900-45-298	83128	89436
		FLL83203-071 FLL83203071	83203	89436
		HENS-20001	83389	89436
		HENS-24088	83389 85000	89436
		HENS20001	83389	89436
		HENS24088	83389 85000	89436
		NEW90045299 FLL85000071 HENS-20002 HENS23566 HENS-23566 NEW900-45-299 FLL85000-071 HENS20002	85000	89436
		HENS-20126 HENS20126	85323	89436

APPLICATION GUIDE

Year	Fitment Notes	OEM#					
							
			Fleetline	GasSLX	Fleetline	GasSLX	Cab Shock Specialty Shock




WABASH NATIONAL VARIOUS (cont)

WABASH NATIONAL



	Trailers with Aurora part number	FLL85030-071 FLL85030071				85030	89440	
97-21	RHP11, RHP55 and RideSentry Trailer Suspension	203447 202447				85919

WATSON & CHALIN MFG. INC. HEAVY DUTY TRAILER AIR SUSPENSION


WATSON & CHALIN MFG. INC.

	TA-2590-14, 17 HD	10148				83204		
	TA-3090-14, -17, -19	10148				83204
	TA-550-17	10148				83204





LIGHT WEIGHT TRAILER AIR SUSPENSION

	TA-3175-9	17079				85300	89419	
	TA-751-16	10148				83204

LW5L-1100 SR

	Self - Steering Axle Suspension Systems	11418				646155		
--	---	-------	--	--	---	--------	--	--



LWSL-1100-SR SELF STEER AXLE SUSPENSION

	AL-1100-SR Models	10148				83204		
	HL-1100-20	10148				83204
	HL-1100-20 FL	10147				83203	89436
	SL-1100-LR	12128				85005	89430















SL-2089 STEERABLE LIFT AXLE SUSPENSION

	Self - Steering Axle Suspension Systems	11418				646155		
--	---	-------	--	--	---	--------	--	--

TRAILER AIR SUSPENSION

	TA-2590-12, 14, 15, & 17,	12128				85005	89430	
	TA-2590-12-1	10147				83203	89436

VARIOUS

	Models with O.E.M. Number	727604				83204		
		17474				85009
		17382				85014
		17218				85029
		B23651 B-23651				85045
		B23650 B-23650				85052
		665728				85060
		B23649 B-23649 17297 665770				85064
		17430				85321
		A20345 A-20345				85345
		19250				85382
		19036 680714				85934
		680584 B-23743 B23743 17306				85938
		19249 19603				85939

APPLICATION GUIDE

Year	Fitment Notes	OEM#					
			Fleetline	GasSLX	Fleetline	GasSLX	Cab Shock/ Specialty Shock

WATSON & CHALIN MFG. INC.

WATSON & CHALIN MFG. INC.

VARIOUS (cont)

Models with O.E.M. Number	727603					83203	89436
	665724 10147HD 665862					85000	89436
	1718601 17186 17186-01 680547					85323	89436
	17069					632147		
Self-Steering Axle Shocks	53000070-001					646177		

WCAL-1000 SST

Self - Steering Axle Suspension Systems	11418					646155		
---	-------	--	--	--	--	--------	--	--

WCAL-1100 LR

Self - Steering Axle Suspension Systems	11418					646155		
---	-------	--	--	--	--	--------	--	--

WCAL-1100 SR

Self - Steering Axle Suspension Systems	11418					646155		
---	-------	--	--	--	--	--------	--	--

WCAL-1100 SRLP

Self - Steering Axle Suspension Systems	11418					646155		
---	-------	--	--	--	--	--------	--	--

WCAL-1100 SSR

Self - Steering Axle Suspension Systems	11418					646155		
---	-------	--	--	--	--	--------	--	--

WCAL-2200 SERIES PUSHER OR TAG AXLE ASSEMBLY

AL-2200 Models	10148					83204
----------------	-------	--	--	--	--	-------	------	------

WCHL-1100 FL

Self - Steering Axle Suspension Systems	11418					646155		
---	-------	--	--	--	--	--------	--	--

WCHL-1100 HI-LIFT

Self - Steering Axle Suspension Systems	11418					646155		
---	-------	--	--	--	--	--------	--	--

WCTA SERIES DUMP TRAILER AIR SUSPENSION

TA-1600-21	11604					83125
TA-1900-15	10147					83203	89436
TA-1900-16, -17	10148					83204
TA-1900-18, -19	12128					85005	89430
TA-5000-DB-19, -F-19	12128					85005	89430
TA-5000-DB-24, -DB-30, -F-24, -F-30,	11724					83123	89405
TA-525, -DB	10147					83203	89436

WCTA SERIES TRAILER AIR SUSPENSION

TA-2075-6	10148					83204
TA-2075-9	12128					85005	89430
TA-250-12	10148					83204
TA-250-6, 7.5, 9,	10147					83203	89436
TA-251-12, -12FS,	10148					83204
TA-251-6.5, -6.5FS,	10147					83203	89436
TA-251-7.5, -7.5FS	10147					83203	89436
TA-251-8FS	10147					83203	89436
TA-251-9.0, -9.0FS, -10,	10147					83203	89436

APPLICATION GUIDE

Year	Fitment Notes	OEM#					
			Fleetline	GasSLX	Fleetline	GasSLX	Cab Shock Specialty Shock

WATSON & CHALIN MFG. INC.

WATSON & CHALIN MFG. INC.

WCTA SERIES TRAILER AIR SUSPENSION (cont)

	TA-255-9	10147	O	O	83203	89436
	TA-280-6.5, 7.5, -9.0,	11604	O	O	83125
	TA-300-9	10147	O	O	83203	89436
	TA-380-9	12128	O	O	85005	89430

WCTA-1200 SERIES TRAILER AIR SUSPENSION

	TA-1000	10634	O	O	G63357
	TA-1200-5	10147	O	O	83203	89436

WCTL-2200 SERIES TRAILER AIR LIFT

	TL-1600-21	11604	O	O	83125
89-21	TL-2590-12,14,15, & 17	12128	O	O	85005	89430

WCWB SERIES TRAILER AIR SUSPENSION

	Models with O.E.M. Number	3946219	I	I	83400
		17300	O	O	85052
		665769	O	O	85005	89430
		665727	O	O	83204
	WB-2500-6	10148	O	O	85005	89430
	WB-2500-7.5, -9,	12128	O	O	83203	89436
	WB-251-6.5, 7.5, 9	10147	O	O	83125
	WB-280-9	11604	O	O	83125

WESTERN STAR

WESTERN STAR





47X

22-24	Models with FAS II (40,000 lb) Rear Air Suspension	16-15817-000 1618708000 1615817000 16-18708-000 481700006848 680611 471700002809 SDA471700002809	O	O	85724	89443
	Models with Freightliner TufTrac Rear Air Suspension	1615770000 SDA481700125969 481700125969 16-15770-000	O	O	85956
	Models with Hendrickson HMX 400/460 Haulmax with 16.5" Saddle	60680-004L 60680-004 60680004 60680004L	O	O	83143
	Models with Hendrickson HMX 400/460 Haulmax with 17.5" & 18.5" Saddle	60680-005L 60680005L 60680005 60680-005	O	O	83142
	Models with Neway ADZ Rear Suspension	90045812 471700013186 471700004423 90045605 90045803	O	O	85109

49X




21-24	Models with FAS II (40,000 lb) Rear Air Suspension	16-15817-000 1618708000 1615817000 16-18708-000 481700006848 680611 471700002809 SDA471700002809	O	O	85724	89443
	Models with Freightliner TufTrac Rear Air Suspension	1615770000 SDA481700125969 481700125969 16-15770-000	O	O	85956

APPLICATION GUIDE

Year	Fitment Notes	OEM#					
			 Fleetline	GasSLX	 Fleetline	GasSLX	Cab Shock Specialty Shock





WESTERN STAR

49X (cont)






21-24	Models with Hendrickson HMX 400/460 Haulmax with 16.5" Saddle	60680-004L 60680-004 60680004 60680004L	 83143
	Models with Hendrickson HMX 400/460 Haulmax with 17.5" & 18.5" Saddle	60680-005L 60680005L 60680005 60680-005	 83142
	Models with Neway ADZ Rear Suspension	90045812 471700013186 471700004423 90045605 90045803	 85109

WESTERN STAR


57X

23-24	Day Cab Models w/ 12 mm Top mounting bolt	18-73207-000 1873207000 814903018451		83911
	Models with FAS II (40,000 lb) Rear Air Suspension	16-18708-000 471700002809 SDA471700002809	 85724	89443
	Models with Hendrickson Airtek NXT Front	58913-015L 58913015 HDR 58913 015 58913-015	 85200
	Sleeper Cab models with Air Suspension	18-60769-000 1860769000		83009







3800 SERIES - HERITAGE CLASS

	3842S, 3864S Models	37390-4403 37390-4402 373904401 37390-4401 373904403 373904402	 85053	89442
	With Hendrickson Rear Suspension	4790224 47902-24	 83137
		4790213 47902-13 47902-8 479028	 83122	89406
		With Neway Rear Suspension	90044907	 83635
		90044025	 83209	89414

4700 SERIES

11-20	Models with 18,000 lb - 20,000 lb Flat Leaf Spring and Set Forward Front Axle	1013684000 10-13684-000 471700000470	 85918	89449
-------	---	--	---	-------	------	------	------

4700SB

12-23	Models with Freightliner TufTrac Rear Air Suspension	1615770000 SDA481700125969 481700125969 16-15770-000	 85956
12-22	Models with FAS II (40,000 lb) Rear Air Suspension	16-15817-000 1618708000 1615817000 16-18708-000 481700006848 680611 471700002809 SDA471700002809	 85724	89443
		Models with Hendrickson HN - 462	60680003 60680-003L 60680-003 60680003L	 83112
	Models with Hendrickson Primaax EX 462 Air Suspensions with 8 1/2" to 10" Ride Height	60657-003 60657003 60657003L 60657-003L	 85072
	Models with Reyco 102 or 79KB Suspension (Drive Axle)	19495-01 1672501 16725-01 1949501	 83126	89430
12-20	Models with 20000 lb Set -Back Front Axle	1013809000 10-13809-000 471700003920	 85958

APPLICATION GUIDE

Year	Fitment Notes	OEM#					
				Fleetline	GasSLX		Fleetline

WESTERN STAR 4700SF

WESTERN STAR

12-23	Models with Freightliner TufTrac Rear Air Suspension	1615770000 SDA481700125969 481700125969 16-15770-000	OO	85956
12-22	Models with FAS II (40,000 lb) Rear Air Suspension	16-15817-000 1618708000 1615817000 16-18708-000 481700006848 680611 471700002809 SDA471700002809	OO	85724	89443	...
	Models with Hendrickson HN - 462	60680003 60680-003L 60680-003 60680003L	O	83112
	Models with Hendrickson Primaax EX 462 Air Suspensions with 8 1/2" to 10" Ride Height	60657-003 60657003 60657003L 60657-003L	OO	85072
	Models with Reyco 102 or 79KB Suspension (Drive Axle)	19495-01 1672501 16725-01 1949501	OO	83126	89430	...

4800

00-02	Models with Hendrickson Front Airtek	58913012 58913012L 58913003 58913003L 58913-003L 58913-012L 471700131331 471700006269 58913-012 58913-003	OO	85932	89453
81-02	Models with O.E.M. Number	66010-3402 660103403 660103402 66010-3403	OO	83022

4800 & 4900 SERIES - CONSTELLATION CLASS

	4842FX, 4864FX, 4964EX, 4964EX, 4942SX or 4964SX Constellation Class	373013401 373013412 37390-4403 373013404 37390-4402 373904401 37390-4401 373904403 37301-3404 373013409 373904402 37301-3409 37301-3401 37301-3412	OO	85053	89442
	With Hendrickson HAS-40LH Rear Suspension	572411 57241-1	OO	83111
	With Hendrickson Rear Suspension	4790224 47902-24	OO	83137
		4790213 47902-13 47902-8 479028	OO	83122	89406	...
	With Neway Rear Suspension	90044907	OO	83635
		90045099	OO	85906	89407	...
		90044025	OO	83209	89414	...
09-12	Models w/ Low Profile Rear Air Suspension	1618706000 16-18706-000	OO	85331

APPLICATION GUIDE

Year	Fitment Notes	OEM#					
			Fleetline	GasSLX	Fleetline	GasSLX	Cab Shock/ Specialty Shock

WESTERN STAR

4800 & 4900 SERIES - HERITAGE CLASS

WESTERN STAR

	4842F, 4864F, 4843S, 4864S, 4942F, 4964F, 4942S or 4964S Heritage Class	373013401 373013412 37390-4403 373013404 37390-4402 373904401 37390-4401 373904403 37301-3404 373013409 373904402 37301-3409 37301-3401 37301-3412	○ ○	85053	89442	
	With Hendrickson HAS-40LH Rear Suspension	572411 57241-1	○ 	○ 	83111
	With Hendrickson Rear Suspension	4790224 47902-24	○ ○	○ ○	83137
		4790213 47902-13 47902-8 479028	○ ○ ○ ○	○ ○ ○ ○	83122	89406
	With Neway Rear Suspension	90044907	○ 	○ 	83635
		90045099	○ ○	○ ○	85906	89407
		90044025	○ ○	○ ○	83209	89414

4800SB

12-22	Models with Freightliner TufTrac Rear Air Suspension	1615770000 SDA481700125969 481700125969 16-15770-000	○ ○	○ ○	85956
	Models with Hendrickson Front Airtek	58913012 58913012L 58913003 58913003L 58913-003L 58913-012L 471700131331 471700006269 58913-012 58913-003	○ ○ ○ ○ ○ ○ ○ ○ ○ ○	85932	89453
12-20	Models with 12000 lb Taperleaf Front Suspension	1013809000 10-13809-000 471700003920	○ ○	85958



4800SF

13-22	Models with Freightliner TufTrac Rear Air Suspension	1615770000 SDA481700125969 481700125969 16-15770-000	○ ○	○ ○	85956
	Models with Hendrickson Front Airtek	58913012 58913012L 58913003 58913003L 58913-003L 58913-012L 471700131331 471700006269 58913-012 58913-003	○ ○ ○ ○ ○ ○ ○ ○ ○ ○	85932	89453
13-20	Models with 12000 lb Taperleaf Front Suspension	1013809000 10-13809-000 471700003920	○ ○	85958

4900

	Models with Multi-leaf Springs and O.E.M Number	1618331000 16-18331-000	○ ○	85053	89442	
01-02	Models with Hendrickson HMX 400/460 Haulmax with 16.5" Saddle	60680-004L 60680-004 60680004 60680004L	○ ○ ○ ○	○ 	83143
	Models with Hendrickson HMX 400/460 Haulmax with 17.5" & 18.5" Saddle	60680-005L 60680005L 60680005 60680-005	○ ○ ○ ○	○ 	83142
97-02	Day Cab Models	1860772000 18-60772-000	○ ○	○ ○	83026

APPLICATION GUIDE

Year	Fitment Notes	OEM#					
			Fleetline	GasSLX	Fleetline	GasSLX	Cab Shock/ Specialty Shock

WESTERN STAR

4900 (cont)

81-02	Models with O.E.M. Number	66010-3402 660103403 660103402 66010-3403	O O	83022
-------	---------------------------	--	------	------	--------	------	------	-------

WESTERN STAR

4900E

01-02	Models with Hendrickson HMX 400/460 Haulmax with 16.5" Saddle	60680-004L 60680-004 60680004 60680004L	O I	83143
	Models with Hendrickson HMX 400/460 Haulmax with 17.5" & 18.5" Saddle	60680-005L 60680005L 60680005 60680-005	O I	83142
00-02	Models with Hendrickson Front Airtek	58913012 58913012L 58913003 58913003L 58913-003L 58913-012L 471700131331 471700006269 58913-012 58913-003	85932	89453	O O
97-02	Day Cab Models	1860772000 18-60772-000	O O	83026
	Models with O.E.M. Number	66010-3402 660103403 660103402 66010-3403	O O	83022

4900EX

08-22	Models with Freightliner TufTrac Rear Air Suspension	1615770000 SDA481700125969 481700125969 16-15770-000	O O	85956
02-22	Models with Hendrickson Front Airtek	58913012 58913012L 58913003 58913003L 58913-003L 58913-012L 471700131331 471700006269 58913-012 58913-003	85932	89453	O O
	Models with Hendrickson HMX 400/460 Haulmax with 16.5" Saddle	60680-004L 60680-004 60680004 60680004L	O I	83143
	Models with Hendrickson HMX 400/460 Haulmax with 17.5" & 18.5" Saddle	60680-005L 60680005L 60680005 60680-005	O I	83142
08-20	Models with 12000 lb Taperleaf Front Suspension	1013809000 10-13809-000 471700003920	85958	O O

4900FA

08-23	Models with Freightliner TufTrac Rear Air Suspension	1615770000 SDA481700125969 481700125969 16-15770-000	O O	85956
02-23	Models with Hendrickson HMX 400/460 Haulmax with 16.5" Saddle	60680-004L 60680-004 60680004 60680004L	O I	83143
	Models with Hendrickson HMX 400/460 Haulmax with 17.5" & 18.5" Saddle	60680-005L 60680005L 60680005 60680-005	O I	83142
02-22	Models with Hendrickson Front Airtek	58913012 58913012L 58913003 58913003L 58913-003L 58913-012L 471700131331 471700006269 58913-012 58913-003	85932	89453	O O

APPLICATION GUIDE

Year	Fitment Notes	OEM#					
			Fleetline	GasSLX	Fleetline	GasSLX	Cab Shock Specialty Shock

WESTERN STAR

4900FA (cont)

08-20	Models with 12000 lb Taperleaf Front Suspension	1013809000 10-13809-000 471700003920	 	85958
02-20	Day Cab Models	1860772000 18-60772-000	 	83026

WESTERN STAR

4900SA

08-23	Models with Freightliner TufTrac Rear Air Suspension	1615770000 SDA481700125969 481700125969 16-15770-000	 	85956
02-23	Models with Hendrickson HMX 400/460 Haulmax with 16.5" Saddle	60680-004L 60680-004 60680004 60680004L	 	83143
	Models with Hendrickson HMX 400/460 Haulmax with 17.5" & 18.5" Saddle	60680-005L 60680005L 60680005 60680-005	 	83142
02-22	Models with Hendrickson Front Airtek	58913012 58913012L 58913003 58913003L 58913-003L 58913-012L 471700131331 471700006269 58913-012 58913-003	 	85932	89453
08-20	Models with 20000 lb Set -Back Front Axle	1013809000 10-13809-000 471700003920	 	85958
02-20	Day Cab Models	1860772000 18-60772-000	 	83026

5700XE

16-22	Models with 12,000 lb to 14,600 lb Taperleaf Springs	1013809000 10-13809-000 471700003920	 	85958
	Models with Airliner Rear Air Suspension	16-20716-000	 	85724	89443
	Models with Hendrickson Front Airtek	58913012 58913012L 58913-012L 471700006269 58913-012	 	85932	89453

5800 & 5900 SERIES - CONSTELLATION CLASS

	5842SS, 5864SS, 5942SS or 5964SS Constellation Class	373013401 373013412 37390-4403 373013404 37390-4402 373904401 37390-4401 373904403 37301-3404 373013409 373904402 37301-3409 37301-3401 37301-3412	 	85053	89442
	With Hendrickson Rear Suspension	4790224 47902-24	 	83137
		579052 57905-2	 	85006
		4790213 47902-13 47902-8 479028	 	83122	89406
	With Neway Rear Suspension	90044907	 	83635
		90045099	 	85906	89407
		90044025	 	83209	89414

APPLICATION GUIDE

Year	Fitment Notes	OEM#					
				Fleetline	GasSLX		Fleetline

WESTERN STAR

5900

WESTERN STAR

00-01	Models with Hendrickson Front Airtek	58913012 58913012L 58913003 58913003L 58913-003L 58913-012L 471700131331 47170006269 58913-012 58913-003	 O 	85932	89453	
-------	--------------------------------------	---	-----------	-------	-------	--	------	------	------

5900 & 6900 SERIES - HERITAGE CLASS

	5942S, 5964S, 6964F or 6964S Heritage Class	373013401 373013412 37390-4403 373013404 37390-4402 373904401 37390-4401 373904403 37301-3404 373013409 373904402 37301-3409 37301-3401 37301-3412	 O 	85053	89442	
	Additional O.E.M. Interchanges	1011839	 O 	83216
		676081 676082 615016	 O 	83401
	All with 4 shock Front System	 O 	83401
	Models with O.E.M. Number	28R010	 O 	83216
		02-7005977 027005976 027005977 02-7005976	 I 	83400
		57252	 O 	85308	89422	
		373013405 37301-3405 665682	 O 	85053	89442	
		35901-4403 359014403	 O 		O 85060
		04-9041375 CP-5222 049041375 CP5222	 O 		O 85315
		579051 57905-1	 O 		O 85976
		350664413 35066-4413	 O 		O 83122	89406
		359010001 35901-0001	 O 		O 83209	89414
	With Hendrickson HAS-40LH Rear Suspension	572411 57241-1	 I 		O 83111
	With Hendrickson Rear Suspension	4790224 47902-24	 O 		O 83137
		579052 57905-2	 O 		O 85006
		60675002L 60675-002L 60675002 60675-002	 O 		O 85979
		4790213 47902-13 47902-8 479028	 O 		O 83122	89406
	With Neway Rear Suspension	90044907	 I 		O 83635
		90045099	 O 		O 85906	89407
		90044025	 O 		O 83209	89414

6900

	Models with Multi-leaf Springs and O.E.M Number	1618331000 16-18331-000	 O 	85053	89442	
--	---	----------------------------	-----------	-------	-------	--	------	------	------

APPLICATION GUIDE

Year	Fitment Notes	OEM#	 Fleetline GasSLX		 Fleetline GasSLX Cab Shock/ Specialty Shock		

WESTERN STAR

6900 (cont)

00-01	Models with Hendrickson Front Airtek	58913012 58913012L 58913003 58913003L 58913-003L 58913-012L 471700131331 471700006269 58913-012 58913-003	OO	85932	89453	OO
89-01	Models with O.E.M. Number	66010-3402 660103403 660103402 66010-3403	OO	OO	83022

WESTERN STAR

6900 SX MODELS

01-15	Models with O.E.M. Number	660103407 66010-3407	OO	OO	83065
-------	---------------------------	-------------------------	----	------	------	----	------	------	-------

6900XD

22	Models with Freightliner TufTrac Rear Air Suspension	1615770000 SDA481700125969 481700125969 16-15770-000	OO	OO	85956
	Models with Hendrickson Front Airtek	58913012 58913012L 58913003 58913003L 58913-003L 58913-012L 471700131331 471700006269 58913-012 58913-003	OO	85932	89453	OO
18-19	Models with 12000 lb Taperleaf Front Suspension	1013809000 10-13809-000 471700003920	OO	85958	OO
	Models with Freightliner TufTrac Rear Air Suspension	1615770000 SDA481700125969 481700125969 16-15770-000	OO	OO	85956
	Models with Hendrickson Front Airtek	58913012 58913012L 58913003 58913003L 58913-003L 58913-012L 471700131331 471700006269 58913-012 58913-003	OO	85932	89453	OO
09-16	Models with 12000 lb Taperleaf Front Suspension	1013809000 10-13809-000 471700003920	OO	85958	OO
08-16	Models with Freightliner TufTrac Rear Air Suspension	1615770000 SDA481700125969 481700125969 16-15770-000	OO	OO	85956
02-16	Models with Hendrickson Front Airtek	58913012 58913012L 58913003 58913003L 58913-003L 58913-012L 471700131331 471700006269 58913-012 58913-003	OO	85932	89453	OO

VARIOUS

	Constellation Day Cab Models	66010-3405 660103405 814903003500 81-4903003500	OO	OO	83026
	Constellation Sleeper Cab Models	814903003501 66010-3406 1860773000 660103406 18-60773-000	OO	OO	83027
	Models with Link Cab Suspension	12020032 1202-0032	OO	OO	83016
	Models with O.E.M. Number	66010-3404 660103404 617547	OO	OO	83022

APPLICATION GUIDE

Year	Fitment Notes	OEM#					
				Fleetline	GasSLX		Fleetline

WESTERN STAR

VARIOUS (cont)

WESTERN STAR

	Models with O.E.M. Number	GBL 654916	83026
		654846	83027
10-23	Models with Neway ADZ Rear Suspension	90045812 471700013186 471700004423 90045605 90045803		85109
86-21	Conventional Tractors with Link Cabmate Model WSC4000	1201-0012 12010012 12020012 1202-0012	83023

WESTERN UNIT STABILAIR SUSPENSION

WESTERN UNIT STABILAIR SUSPENSION

	Model 893T Trailer Suspension		85307	
	Model TDA204, 205, 242 - Truck Drive Axle Suspension		85307	
	Models with O.E.M. Number	80370		85304
		101364		85305
		101030		85307
		80600		85300	89419
		4939967		85308	89422

WESTPORT AXLE CORP.

WESTPORT AXLE CORP.

	Self - Steering Axle Shocks	646124 143699-0185			646177
--	-----------------------------	-----------------------	--	--	--------

WHEELED COACH IND.

WHEELED COACH IND.

	Citimedic models with Ford E350 & E450 Chassis	ASH1154 ASH-1154			G63622
		ASH-1136 ASH1136			G63623

WINNEBAGO

WINNEBAGO

ACCESS

07-13	MotorHomes with Ford E350 or E450 Chassis	ASH1154 8C2418045DA 8C2Z-18124-D 8C2Z18124D 8C24-18045-DA ASH-1154 AT163G AT-163G			G63622
		8C24-18080-DB 8C2Z18125D ASH-1136 8C2Z-18125-D AT164G 8C2418080DB ASH1136 AT-164G			G63623

ACCESS PREMIER

14	MotorHomes with Ford E350 or E450 Chassis	ASH1154 8C2418045DA 8C2Z-18124-D 8C2Z18124D 8C24-18045-DA ASH-1154 AT163G AT-163G			G63622
		8C24-18080-DB 8C2Z18125D ASH-1136 8C2Z-18125-D AT164G 8C2418080DB ASH1136 AT-164G			G63623

APPLICATION GUIDE

Year	Fitment Notes	OEM#					
				Fleetline	GasSLX		Fleetline

WINNEBAGO

WINNEBAGO

ADVENTURER

24	MotorHomes with Ford F53 Chassis with 24,000 lb GVW to 26,000 lb GVW	ASH1161 ASH25821 ASH-25821 ASH-1161	 	85006
19-23	Motorhomes with Ford F-53 Chassis with 16,000 lb GVW to 22,000 lb GVW	9U9Z18125A ASH-1206 ASH137 9U9Z18125B AT-621 ASH-25825 ASH-25824 ASH25825 ASH-1023 ASH25824 ASH-1230 9U9418080AA HU9Z-18125-B ASH1230 ASH1023 9U94-18080-AA 9U9Z-18125-B 9U9Z-18125-A AT621 ASH1206 ASH-137 HU9Z18125B	 	 	83122	89406
	MotorHomes with Ford F53 Chassis with 16,000 lb GVW to 22,000 lb GVW	ASH-1229 ASH-1228 9U94-18045-AA ASH-1205 AT-620 ASH25823 ASH-1022 ASH1022 1C3418045JA ASH-25822 ASH1205 ASH-25823 ASH1228 ASH1229 AT620 1C34-18045-JA AT766 9U9Z18124A ASH294 1C3418045AA 1C34-18045-AA ASH-294 9U9418045AA 9U9Z-18124-A ASH25822 AT-766	 	83209	89414
	MotorHomes with Ford F53 Chassis with 24,000 lb GVW to 26,000 lb GVW	ASH1161 ASH25821 ASH-25821 ASH-1161	 	85006
08-17	MotorHomes with Ford F53 Chassis with 24,000 lb GVW to 26,000 lb GVW	ASH25820 ASH1162 ASH-25820 ASH-1162	 	 	85005	89430
		ASH1161 ASH25821 ASH-25821 ASH-1161	 	85006
08-17	MotorHomes with Ford F53 Chassis with 24,000 lb GVW to 26,000 lb GVW	ASH25820 ASH1162 ASH-25820 ASH-1162	 	 	85005	89430
		ASH1161 ASH25821 ASH-25821 ASH-1161	 	85006

APPLICATION GUIDE

Year	Fitment Notes	OEM#					
				Fleetline	GasSLX		Fleetline

WINNEBAGO

WINNEBAGO

ADVENTURER (cont)

06-17	Motorhomes with Ford F-53 Chassis with 16,000 lb GVW to 22,000 lb GVW	9U9Z18125A ASH-1206 ASH137 9U9Z18125B AT-621 ASH-25825 ASH-25824 ASH25825 ASH-1023 ASH25824 ASH-1230 9U9418080AA HU9Z-18125-B ASH1230 ASH1023 9U94-18080-AA 9U9Z-18125-B 9U9Z-18125-A AT621 ASH1206 ASH-137 HU9Z18125B	O/O	83122	89406
92-17	MotorHomes with Ford F53 Chassis with 16,000 lb GVW to 22,000 lb GVW	ASH-1229 ASH-1228 9U94-18045-AA ASH-1205 AT-620 ASH25823 ASH-1022 ASH1022 1C3418045JA ASH-25822 ASH1205 ASH-25823 ASH1228 ASH1229 AT620 1C34-18045-JA AT766 9U9Z18124A ASH294 1C3418045AA 1C34-18045-AA ASH-294 9U9418045AA 9U9Z-18124-A ASH25822 AT-766	O/O	83209	89414
98-11	Models with W20 & W22 Workhorse Motorhome Chassis	24-153249 F4-BE5-B492-HO W0005662 W0006254 24153249 24-186629 F4-BE5-A832-MO F4BE5A832MO F4BE5F324HO F4-BE5-F324-HO 24186629 F4BE5B492HO	O/O	85125
04-09	Models with Workhorse W22, & W24 MotorHome Chassis with O.E.M. Number	W0005663 F4-BE5-F325-HO 24-153256	I	85124
99-04	Motorhomes with Ford F-53 Chassis with 16,000 lb GVW to 22,000 lb GVW	9U9Z18125A ASH-1206 ASH137 9U9Z18125B AT-621 ASH-25825 ASH-25824 ASH25825 ASH-1023 ASH25824 ASH-1230 9U9418080AA HU9Z-18125-B ASH1230 ASH1023 9U94-18080-AA 9U9Z-18125-B 9U9Z-18125-A AT621 ASH1206 ASH-137 HU9Z18125B	O/O	83122	89406

APPLICATION GUIDE

Year	Fitment Notes	OEM#					
				Fleetline	GasSLX		Fleetline

WINNEBAGO ASPECT

WINNEBAGO

18-20	MotorHomes with Ford E350 or E450 Chassis	ASH1154 8C2418045DA 8C2Z-18124-D 8C2Z18124D 8C24-18045-DA ASH-1154 AT163G AT-163G	 	G63622
		8C24-18080-DB 8C2Z18125D ASH-1136 8C2Z-18125-D AT164G 8C2418080DB ASH1136 AT-164G	G63623
06-17	MotorHomes with Ford E350 or E450 Chassis	ASH1154 8C2418045DA 8C2Z-18124-D 8C2Z18124D 8C24-18045-DA ASH-1154 AT163G AT-163G	 	G63622
		8C24-18080-DB 8C2Z18125D ASH-1136 8C2Z-18125-D AT164G 8C2418080DB ASH1136 AT-164G	G63623
05	MotorHomes with Ford E350 or E450 Chassis	8C2418045DA 8C24-18045-DA	 	G63622

CAMBRIA

18-20	MotorHomes with Ford E350 or E450 Chassis	ASH1154 8C2418045DA 8C2Z-18124-D 8C2Z18124D 8C24-18045-DA ASH-1154 AT163G AT-163G	 	G63622
		8C24-18080-DB 8C2Z18125D ASH-1136 8C2Z-18125-D AT164G 8C2418080DB ASH1136 AT-164G	G63623
16-17	MotorHomes with Ford E350 or E450 Chassis	ASH1154 8C2418045DA 8C2Z-18124-D 8C2Z18124D 8C24-18045-DA ASH-1154 AT163G AT-163G	 	G63622
		8C24-18080-DB 8C2Z18125D ASH-1136 8C2Z-18125-D AT164G 8C2418080DB ASH1136 AT-164G	G63623
09-15	MotorHomes with Ford E350 or E450 Chassis	ASH1154 8C2418045DA 8C2Z-18124-D 8C2Z18124D 8C24-18045-DA ASH-1154 AT163G AT-163G	 	G63622
		8C24-18080-DB 8C2Z18125D ASH-1136 8C2Z-18125-D AT164G 8C2418080DB ASH1136 AT-164G	G63623

APPLICATION GUIDE

Year	Fitment Notes	OEM#					
			 Fleetline	GasSLX	 Fleetline	GasSLX	Cab Shock/ Specialty Shock

WINNEBAGO

WINNEBAGO

CAMBRIA (cont)

05-08	MotorHomes with Ford E350 or E450 Chassis	ASH1154 8C2418045DA 8C2Z-18124-D 8C2Z18124D 8C24-18045-DA ASH-1154 AT163G AT-163G	 O	G63622
		8C24-18080-DB 8C2Z18125D ASH-1136 8C2Z-18125-D AT164G 8C2418080DB ASH1136 AT-164G	 O	G63623

EKKO

21-22	MotorHomes with Ford Transit-350 Chassis			 O	G64177
-------	--	--	--	------	------	-------	--------	------	------

INTENET

18-20	Motorhome Chassis with 16,000 lb GVW to 18,000 lb GVW	9U9Z18125B 9U9Z-18125-B ASH-25825 ASH25825		 O	83122	89406
	Motorhome Chassis with 20,500 lb GVW to 22,000 lb GVW	9U9Z18125A ASH-1206 ASH137 AT-621 ASH-25824 ASH-1023 ASH25824 ASH-1230 9U9418080AA HU9Z-18125-B ASH1230 ASH1023 9U94-18080-AA 9U9Z-18125-A AT621 ASH1206 ASH-137 HU9Z18125B	 O
	MotorHomes with Ford F53 Chassis with 16,000 lb GVW to 22,000 lb GVW	ASH-1229 ASH-1228 ASH-1205 ASH25823 ASH-1022 ASH294 ASH1022 ASH-294 ASH25822 ASH-25822 ASH1205 ASH-25823 ASH1228 ASH1229	 O	83209	89414

JOURNEY

02-06	MotorHomes with Freightliner XC Chassis and ADL200 Suspension w/ 20K Rear	1616873000 16-16873-000 141700131809 1616736000 16-16736-000		 O	85029
	MotorHomes with Freightliner XC Chassis and AS120 Front Suspension	16-16874-000 1616874000 1616737000 16-16737-000 141700131810	 O	83160

MINNIE

06-20	MotorHomes with Ford E350 or E450 Chassis	ASH1154 8C2418045DA 8C2Z-18124-D 8C2Z18124D 8C24-18045-DA ASH-1154 AT163G AT-163G	 O	G63622
-------	---	--	-------	--------	------	------	------	------

APPLICATION GUIDE

Year	Fitment Notes	OEM#					
				Fleetline	GasSLX		Fleetline

WINNEBAGO

WINNEBAGO

OUTLOOK (cont)

19-21	MotorHomes with Ford E350 or E450 Chassis	8C24-18080-DB 8C2Z18125D ASH-1136 8C2Z-18125-D AT164G 8C2418080DB ASH1136 AT-164G	 O			 O	G63623		
11-18	MotorHomes with Ford E350 or E450 Chassis	ASH1154 8C2418045DA 8C2Z-18124-D 8C2Z18124D 8C24-18045-DA ASH-1154 AT163G AT-163G	 O	G63622
		8C24-18080-DB 8C2Z18125D ASH-1136 8C2Z-18125-D AT164G 8C2418080DB ASH1136 AT-164G			 O	G63623
06-10	MotorHomes with Ford E350 or E450 Chassis	ASH1154 8C2418045DA 8C2Z-18124-D 8C2Z18124D 8C24-18045-DA ASH-1154 AT163G AT-163G	 O	G63622
		8C24-18080-DB 8C2Z18125D ASH-1136 8C2Z-18125-D AT164G 8C2418080DB ASH1136 AT-164G			 O	G63623

SIGHTSEER

11-17	Motorhome Chassis with 16,000 lb GVW to 18,000 lb GVW	9U9Z18125B 9U9Z-18125-B ASH-25825 ASH25825				 O O O	83122	89406	
	Motorhome Chassis with 20,500 lb GVW to 22,000 lb GVW	9U9Z18125A ASH-1206 ASH137 AT-621 ASH-25824 ASH-1023 ASH25824 ASH-1230 9U9418080AA HU9Z-18125-B ASH1230 ASH1023 9U94-18080-AA 9U9Z-18125-A AT621 ASH1206 ASH-137 HU9Z18125B			 O O O	83122	89406

APPLICATION GUIDE

Year	Fitment Notes	OEM#					
				Fleetline	GasSLX		Fleetline

WINNEBAGO

SIGHTSEER (cont)

WINNEBAGO

02-17	MotorHomes with Ford F53 Chassis with 16,000 lb GVW to 22,000 lb GVW	ASH-1229 ASH-1228 9U94-18045-AA ASH-1205 AT-620 ASH25823 ASH-1022 ASH1022 1C3418045JA ASH-25822 ASH1205 ASH-25823 ASH1228 ASH1229 AT620 1C34-18045-JA AT766 9U9Z18124A ASH294 1C3418045AA 1C34-18045-AA ASH-294 9U9418045AA 9U9Z-18124-A ASH25822 AT-766		83209	89414	
08-09	Motorhome Chassis with 16,000 lb GVW to 18,000 lb GVW	9U9Z18125B 9U9Z-18125-B ASH-25825 ASH25825			83122	89406
06-09	Motorhome Chassis with 20,500 lb GVW to 22,000 lb GVW	9U9Z18125A ASH-1206 ASH137 AT-621 ASH-25824 ASH-1023 ASH25824 ASH-1230 9U9418080AA HU9Z-18125-B ASH1230 ASH1023 9U94-18080-AA 9U9Z-18125-A AT621 ASH1206 ASH-137 HU9Z18125B			83122	89406
02-04	Motorhome Chassis with 20,500 lb GVW to 22,000 lb GVW	9U9Z18125A ASH-1206 ASH137 AT-621 ASH-25824 ASH-1023 ASH25824 ASH-1230 9U9418080AA HU9Z-18125-B ASH1230 ASH1023 9U94-18080-AA 9U9Z-18125-A AT621 ASH1206 ASH-137 HU9Z18125B			83122	89406

SPIRIT

16-22	MotorHomes with Ford E350 or E450 Chassis	ASH1154 8C2418045DA 8C2Z-18124-D 8C2Z18124D 8C24-18045-DA ASH-1154 AT163G AT-163G		G63622
		8C24-18080-DB 8C2Z18125D ASH-1136 8C2Z-18125-D AT164G 8C2418080DB ASH1136 AT-164G			G63623

APPLICATION GUIDE

Year	Fitment Notes	OEM#					
					Fleetline	GasSLX	Fleetline

WINNEBAGO

WINNEBAGO

SPIRIT (cont)

08-15	MotorHomes with Ford E350 or E450 Chassis	ASH1154 8C2418045DA 8C2Z-18124-D 8C2Z18124D 8C24-18045-DA ASH-1154 AT163G AT-163G	 O	G63622
		8C24-18080-DB 8C2Z18125D ASH-1136 8C2Z-18125-D AT164G 8C2418080DB ASH1136 AT-164G	 O	 O	G63623
04-07	MotorHomes with Ford E350 or E450 Chassis	ASH1154 8C2418045DA 8C2Z-18124-D 8C2Z18124D 8C24-18045-DA ASH-1154 AT163G AT-163G	 O	G63622
		8C24-18080-DB 8C2Z18125D ASH-1136 8C2Z-18125-D AT164G 8C2418080DB ASH1136 AT-164G	 O	 O	G63623
03	MotorHomes with Ford E350 or E450 Chassis	8C2418045DA 8C2Z-18124-D 8C2Z18124D 8C24-18045-DA ASH-1154 AT163G AT-163G	 O	G63622
		8C24-18080-DB 8C2Z18125D ASH-1136 8C2Z-18125-D 8C2418080DB ASH1136 AT-164G	 O	 O	G63623
00-02	MotorHomes with Ford E350 or E450 Chassis	ASH1154 8C2418045DA 8C2Z-18124-D 8C2Z18124D 8C24-18045-DA ASH-1154 AT163G AT-163G	 O	G63622
		8C24-18080-DB 8C2Z18125D ASH-1136 8C2Z-18125-D AT164G 8C2418080DB ASH1136 AT-164G	 O	 O	G63623

SUNOVA

16-17	Motorhome Chassis with 16,000 lb GVW to 18,000 lb GVW	9U9Z18125B 9U9Z-18125-B ASH-25825 ASH25825	 O	83122	89406
	Motorhome Chassis with 20,500 lb GVW to 22,000 lb GVW	9U9Z18125A ASH-1206 ASH137 AT-621 ASH-25824 ASH-1023 ASH25824 ASH-1230 9U9418080AA HU9Z-18125-B ASH1230 ASH1023 9U94-18080-AA 9U9Z-18125-A AT621 ASH1206 ASH-137 HU9Z18125B	 O	 O	83122	89406

APPLICATION GUIDE

Year	Fitment Notes	OEM#					
				Fleetline	GasSLX		Fleetline





WINNEBAGO

SUNOVA (cont)

WINNEBAGO

16-17	MotorHomes with Ford F53 Chassis with 16,000 lb GVW to 22,000 lb GVW	ASH-1229 ASH-1228 9U94-18045-AA ASH-1205 AT-620 ASH25823 ASH-1022 ASH1022 1C3418045JA ASH-25822 ASH1205 ASH-25823 ASH1228 ASH1229 AT620 1C34-18045-JA AT766 9U9Z18124A ASH294 1C3418045AA 1C34-18045-AA ASH-294 9U9418045AA 9U9Z-18124-A ASH25822 AT-766		83209	89414	
06-07	Motorhome Chassis with 20,500 lb GVW to 22,000 lb GVW	9U9Z18125A ASH-1206 ASH137 AT-621 ASH-25824 ASH-1023 ASH25824 ASH-1230 9U9418080AA HU9Z-18125-B ASH1230 ASH1023 9U94-18080-AA 9U9Z-18125-A AT621 ASH1206 ASH-137 HU9Z18125B			83122	89406
02-07	MotorHomes with Ford F53 Chassis with 16,000 lb GVW to 22,000 lb GVW	ASH-1229 ASH-1228 9U94-18045-AA ASH-1205 AT-620 ASH25823 ASH-1022 ASH1022 1C3418045JA ASH-25822 ASH1205 ASH-25823 ASH1228 ASH1229 AT620 1C34-18045-JA AT766 9U9Z18124A ASH294 1C3418045AA 1C34-18045-AA ASH-294 9U9418045AA 9U9Z-18124-A ASH25822 AT-766		83209	89414	
02-04	Motorhome Chassis with 20,500 lb GVW to 22,000 lb GVW	9U9Z18125A ASH-1206 ASH137 AT-621 ASH-25824 ASH-1023 ASH25824 ASH-1230 9U9418080AA HU9Z-18125-B ASH1230 ASH1023 9U94-18080-AA 9U9Z-18125-A AT621 ASH1206 ASH-137 HU9Z18125B			83122	89406

APPLICATION GUIDE

Year	Fitment Notes	OEM#					
				Fleetline	GasSLX		Fleetline

WINNEBAGO

WINNEBAGO

SUNSTAR

24	MotorHomes with Ford F53 Chassis with 24,000 lb GVW to 26,000 lb GVW	ASH1161 ASH25821 ASH-25821 ASH-1161	OO	85006
16-23	MotorHomes with Ford F53 Chassis with 24,000 lb GVW to 26,000 lb GVW	ASH1161 ASH25821 ASH-25821 ASH-1161	OO	85006
16-22	Motorhome Chassis with 16,000 lb GVW to 18,000 lb GVW	9U9Z18125B 9U9Z-18125-B ASH-25825 ASH25825	OO		83122	89406
	Motorhome Chassis with 20,500 lb GVW to 22,000 lb GVW	9U9Z18125A ASH-1206 ASH137 AT-621 ASH-25824 ASH-1023 ASH25824 ASH-1230 9U9418080AA HU9Z-18125-B ASH1230 ASH1023 9U94-18080-AA 9U9Z-18125-A AT621 ASH1206 ASH-137 HU9Z18125B	OO		83122	89406
	MotorHomes with Ford F53 Chassis with 16,000 lb GVW to 22,000 lb GVW	ASH-1229 ASH-1228 9U94-18045-AA ASH-1205 AT-620 ASH25823 ASH-1022 ASH1022 1C3418045JA ASH-25822 ASH1205 ASH-25823 ASH1228 ASH1229 AT620 1C34-18045-JA AT766 9U9Z18124A ASH294 1C3418045AA 1C34-18045-AA ASH-294 9U9418045AA 9U9Z-18124-A ASH25822 AT-766	OO	83209	89414
	MotorHomes with Ford F53 Chassis with 24,000 lb GVW to 26,000 lb GVW	ASH25820 ASH1162 ASH-25820 ASH-1162	OO		85005	89430
02-04	Motorhome Chassis with 20,500 lb GVW to 22,000 lb GVW	9U9Z18125A ASH-1206 ASH137 AT-621 ASH-25824 ASH-1023 ASH25824 ASH-1230 9U9418080AA HU9Z-18125-B ASH1230 ASH1023 9U94-18080-AA 9U9Z-18125-A AT621 ASH1206 ASH-137 HU9Z18125B	OO		83122	89406

APPLICATION GUIDE

Year	Fitment Notes	OEM#					
				Fleetline	GasSLX		Fleetline

WINNEBAGO

WINNEBAGO

SUNSTAR (cont)

02-04	MotorHomes with Ford F53 Chassis with 16,000 lb GVW to 22,000 lb GVW	ASH-1229 ASH-1228 9U94-18045-AA ASH-1205 AT-620 ASH25823 ASH-1022 ASH1022 1C3418045JA ASH-25822 ASH1205 ASH-25823 ASH1228 ASH1229 AT620 1C34-18045-JA AT766 9U9Z18124A ASH294 1C3418045AA 1C34-18045-AA ASH-294 9U9418045AA 9U9Z-18124-A ASH25822 AT-766	 OO	83209	89414	
-------	--	---	--------	-------	-------	----------	------	------

SUNSTAR LX

16-18	Motorhome Chassis with 16,000 lb GVW to 18,000 lb GVW	9U9Z18125B 9U9Z-18125-B ASH-25825 ASH25825	 OO	 OO	83122	89406
	Motorhome Chassis with 20,500 lb GVW to 22,000 lb GVW	9U9Z18125A ASH-1206 ASH137 AT-621 ASH-25824 ASH-1023 ASH25824 ASH-1230 9U9418080AA HU9Z-18125-B ASH1230 ASH1023 9U94-18080-AA 9U9Z-18125-A AT621 ASH1206 ASH-137 HU9Z18125B	 OO	 OO	83122	89406
	MotorHomes with Ford F53 Chassis with 16,000 lb GVW to 22,000 lb GVW	ASH-1229 ASH-1228 ASH1022 ASH-1205 ASH25822 ASH-25822 ASH1205 ASH25823 ASH-1022 ASH-25823 ASH1228 ASH1229	 OO	83209	89414		

SUNSTAR NPF

23	MotorHomes with Ford F53 Chassis with 16,000 lb GVW to 22,000 lb GVW	ASH25822 ASH-25822 ASH25823 ASH-25823	 OO	83209	89414	
	ASH-25824 ASH25824	 OO	 OO	83122	89406

TOUR

06	MotorHomes with Freightliner XC Chassis and ADL200 Suspension w/ 20K Rear	1616873000 16-16873-000 141700131809 1616736000 16-16736-000	 OO	 OO	85029
	MotorHomes with Freightliner XC Chassis and AS120 Front Suspension	16-16874-000 1616874000 1616737000 16-16737-000 141700131810	 OO	83160	

APPLICATION GUIDE

Year	Fitment Notes	OEM#					
				Fleetline	GasSLX		Fleetline

WINNEBAGO

WINNEBAGO

VECTRA

06	MotorHomes with Freightliner XC Chassis and ADL200 Suspension w/ 20K Rear	1616873000 16-16873-000 141700131809 1616736000 16-16736-000	O O	83160		O O	85029		
	MotorHomes with Freightliner XC Chassis and AS120 Front Suspension	16-16874-000 1616874000 1616737000 16-16737-000 141700131810	O O						

VISTA

24	MotorHomes with Ford F53 Chassis with 24,000 lb GVW to 26,000 lb GVW	ASH1161 ASH25821 ASH-25821 ASH-1161	O O	85006		O O			
08-23	MotorHomes with Ford F53 Chassis with 24,000 lb GVW to 26,000 lb GVW	ASH1161 ASH25821 ASH-25821 ASH-1161	O O	85006					
11-22	Motorhome Chassis with 16,000 lb GVW to 18,000 lb GVW	9U9Z18125B 9U9Z-18125-B ASH-25825 ASH25825	O O			O O	83122	89406	
	Motorhome Chassis with 20,500 lb GVW to 22,000 lb GVW	9U9Z18125A ASH-1206 ASH137 AT-621 ASH-25824 ASH-1023 ASH25824 ASH-1230 9U9418080AA HU9Z-18125-B ASH1230 ASH1023 9U94-18080-AA 9U9Z-18125-A AT621 ASH1206 ASH-137 HU9Z18125B	O O			O O	83122	89406	
08-22	MotorHomes with Ford F53 Chassis with 24,000 lb GVW to 26,000 lb GVW	ASH25820 ASH1162 ASH-25820 ASH-1162	O O			O O	85005	89430	
07-22	MotorHomes with Ford F53 Chassis with 16,000 lb GVW to 22,000 lb GVW	ASH-1229 ASH-1228 9U94-18045-AA ASH-1205 AT-620 ASH25823 ASH-1022 ASH1022 1C3418045JA ASH-25822 ASH1205 ASH-25823 ASH1228 ASH1229 AT620 1C34-18045-JA AT766 9U9Z18124A ASH294 1C3418045AA 1C34-18045-AA ASH-294 9U9418045AA 9U9Z-18124-A ASH25822 AT-766	O O	83209	89414				
08-09	Motorhome Chassis with 16,000 lb GVW to 18,000 lb GVW	9U9Z18125B 9U9Z-18125-B ASH-25825 ASH25825	O O			O O	83122	89406	

APPLICATION GUIDE

Year	Fitment Notes	OEM#					
				Fleetline	GasSLX		Fleetline

WINNEBAGO

WINNEBAGO

VISTA (cont)

07-09	Motorhome Chassis with 20,500 lb GVW to 22,000 lb GVW	9U9Z18125A ASH-1206 ASH137 AT-621 ASH-25824 ASH-1023 ASH25824 ASH-1230 9U9418080AA HU9Z-18125-B ASH1230 ASH1023 9U94-18080-AA 9U9Z-18125-A AT621 ASH1206 ASH-137 HU9Z18125B		83122	89406
02-04	Motorhome Chassis with 20,500 lb GVW to 22,000 lb GVW	9U9Z18125A ASH-1206 ASH137 AT-621 ASH-25824 ASH-1023 ASH25824 ASH-1230 9U9418080AA HU9Z-18125-B ASH1230 ASH1023 9U94-18080-AA 9U9Z-18125-A AT621 ASH1206 ASH-137 HU9Z18125B		83122	89406
	MotorHomes with Ford F53 Chassis with 16,000 lb GVW to 22,000 lb GVW	ASH-1229 ASH-1228 9U94-18045-AA ASH-1205 AT-620 ASH25823 ASH-1022 ASH1022 1C3418045JA ASH-25822 ASH1205 ASH-25823 ASH1228 ASH1229 AT620 1C34-18045-JA AT766 9U9Z18124A ASH294 1C3418045AA 1C34-18045-AA ASH-294 9U9418045AA 9U9Z-18124-A ASH25822 AT-766	83209	89414	

VISTA LX

16-18	Motorhome Chassis with 16,000 lb GVW to 18,000 lb GVW	9U9Z18125B 9U9Z-18125-B ASH-25825 ASH25825		83122	89406
	Motorhome Chassis with 20,500 lb GVW to 22,000 lb GVW	9U9Z18125A ASH-1206 ASH137 AT-621 ASH-25824 ASH-1023 ASH25824 ASH-1230 9U9418080AA HU9Z-18125-B ASH1230 ASH1023 9U94-18080-AA 9U9Z-18125-A AT621 ASH1206 ASH-137 HU9Z18125B		83122	89406

APPLICATION GUIDE

Year	Fitment Notes	OEM#					
				Fleetline	GasSLX		Fleetline

WINNEBAGO

WINNEBAGO

VISTA LX (cont)

16-18	MotorHomes with Ford F53 Chassis with 16,000 lb GVW to 22,000 lb GVW	ASH-1229 ASH-1228 ASH1022 ASH-1205 ASH25822 ASH-25822 ASH1205 ASH25823 ASH-1022 ASH-25823 ASH1228 ASH1229	OO	83209	89414				
-------	--	--	----	-------	-------	--	--	--	--

VISTA NPF

23	MotorHomes with Ford F53 Chassis with 16,000 lb GVW to 22,000 lb GVW	ASH25822 ASH-25822 ASH25823 ASH-25823 ASH-25824 ASH25824	OO	83209	89414				
			OO	OO	83122	89406

WORKHORSE

WORKHORSE

VARIOUS

	Models with O.E.M. Number	W0011635	OO	83221				
		680672	OO	OO	85919
		W0011636	OO	OO	G63366
		659223	OO	OO	G63866
	Models with RSAS Rear Suspension	7805X1012 7805-X-1012	OO	OO	85919
	Step Van Models with O.E.M. Number	W0007365	OO	OO	G63866
	UFO Motorhome Chassis with Hendrickson Softek Front Suspension	66153-002 66153002 F4-BE5-C832-MO F4BE5C832MO	OO	83124	89407	OO
98-11	W20 , W22, & W24 MotorHome Chassis with O.E.M. Number	24-153249 F4-BE5-B492-HO W0005662 W0006254 24153249 24-186629 F4-BE5-A832-MO F4BE5A832MO F4BE5F324HO F4-BE5-F324-HO 24186629 F4BE5B492HO	OO	85125				

W20

10-11	W20 , W22, & W24 MotorHome Chassis with O.E.M. Number	24-153249 F4-BE5-B492-HO W0005662 W0006254 24-186629 F4-BE5-A832-MO F4-BE5-F324-HO	OO	85125				
04-09	Models with O.E.M. Number	W0005663 F4-BE5-F325-HO 24-153256	OO	IT	85124
01-09	All	24-153249 F4-BE5-B492-HO W0005662 W0006254 24-186629 F4-BE5-A832-MO F4-BE5-F324-HO	OO	85125	OO
98-00	W20 , W22, & W24 MotorHome Chassis with O.E.M. Number	24-153249 F4-BE5-B492-HO W0005662 W0006254 24-186629 F4-BE5-A832-MO F4-BE5-F324-HO	OO	85125	OO

APPLICATION GUIDE

Year	Fitment Notes	OEM#					
				Fleetline	GasSLX		Fleetline

WORKHORSE

W22

10-14	W20 , W22, & W24 MotorHome Chassis with O.E.M. Number	24-153249 F4-BE5-B492-HO W0005662 W0006254 24-186629 F4-BE5-A832-MO F4-BE5-F324-HO	 	85125
04-09	Models with O.E.M. Number	W0005663 F4-BE5-F325-HO 24-153256	 	85124
01-09	All	24-153249 F4-BE5-B492-HO W0005662 W0006254 24-186629 F4-BE5-A832-MO F4-BE5-F324-HO	 	85125
98-00	W20 , W22, & W24 MotorHome Chassis with O.E.M. Number	24-153249 F4-BE5-B492-HO W0005662 W0006254 24-186629 F4-BE5-A832-MO F4-BE5-F324-HO	 	85125

WORKHORSE

W24

10-11	W20 , W22, & W24 MotorHome Chassis with O.E.M. Number	24-153249 F4-BE5-B492-HO W0005662 W0006254 24-186629 F4-BE5-A832-MO F4-BE5-F324-HO	 	85125
04-09	All	24-153249 F4-BE5-B492-HO W0005662 W0006254 24-186629 F4-BE5-A832-MO F4-BE5-F324-HO	 	85125
	Models with O.E.M. Number	W0005663 F4-BE5-F325-HO 24-153256	 	85124
98-03	W20 , W22, & W24 MotorHome Chassis with O.E.M. Number	24-153249 F4-BE5-B492-HO W0005662 W0006254 24-186629 F4-BE5-A832-MO F4-BE5-F324-HO	 	85125

WORLD TRANS BUS CO.

VARIOUS

	E & G Series Commercial buses on Ford E350 or E450 Chassis	ASH1154	 	G63622
		ASH-1136 ASH1136	 	85124

WORLD TRANS BUS CO.

XOS

XOS

ADDITIONAL O.E.M. INTERCHANGES

	Medium Duty Electric Trucks with Hendrickson Softek Suspension (10K Capacity)	58913-009L 58913-009 58913009 58913009L	 	85959
	Medium Duty Trucks With Hendrickson HTS Suspension (16K Capacity)	60665025 60665025L 60665-025 60665-025L	 	85036	89405

Numerical listing

Shock	POP	Alternative No.	MTG Acc. Supplied
Pos.	Year	Application	
83000 Series			
83101	C		
R	02-13	FORD F-650 All Models with Vari-Rate Rear Suspension	
R	02-13	F-750 All Models with Vari-Rate Rear Suspension	
R		IC CORPORATION RE SCHOOL BUS	
F	13	INTERNATIONAL 4300LP All Models with O.E.M. Number	
R		SERIES 1000 FORWARD CONTROL CHASSIS	
R		SERIES 4000 - SHORT CONVENTIONAL MEDIUM TRK & TRAC	
R		SERIES 8000 - CONVENTIONAL HEAVY DUTY TRACTOR	
R		SERIES 9100, 9100I - TRACTOR & STRAIGHT TRUCK	
R		SERIES 9200, 9200I - TRACTOR & STRAIGHT TRUCK	
R		SERIES 9300, 9300I, 9400 & 9400I LONG HOOD CONV.	
R		SERIES 9900, 9900I, 9900IX LONG HOOD CONV. TRUCK	
F	05-07	MACK CT All Models with O.E.M. Number	
F	18-24	GRANITE All Granite 64BR & 64FR Models with 20,000 lb Front Axle	
F	15-24	GRANITE All Models with 14,600 lb to 18,000 lb Multi-Leaf Front Springs	
F	12-19	GU4 All GU432 Models with 14,600 lb to 18,000 lb Multi-Leaf Front Springs	
F	12-18	GU5 All GU532 Models with 14,600 lb to 18,000 lb Multi-Leaf Front Springs	
F	08-19	GU7 All GU713 Models with 14,600 lb to 18,000 lb Multi-Leaf Front Springs	
F	08-19	GU8 All GU813 Models with 14,600 lb to 18,000 lb Multi-Leaf Front Springs	
F	08-09	TITAN All Models with 20,000 lb Front Axle	
83102	D		145089-000 (2)
F		THOMAS VARIOUS	
83103	D		145054 (2)
F	09-12	AUTOCAR LLC. XPEDITOR All Models with 20,000 lb Front Axle	
R		INTERNATIONAL SERIES 1000 FORWARD CONTROL CHASSIS	
R		SERIES 3000 - SCHOOL BUS CHASSIS	
R	88-96	MITSUBISHI FUSO FH All Models with O.E.M. Number	
R		MOR-RYDE SUSPENSION VARIOUS	
F		VOLVO ADDITIONAL APPLICATIONS	
83105	D		140780 (1)
F		MACK ADDITIONAL APPLICATIONS	
F	86-01	CS, MS - MID - LINER SERIES	
F	84-01	MS200P MID-LINER All Models with O.E.M. Number	
F	80-82	MS200P MID-LINER All Models with O.E.M. Number	
F	81-01	MS300P MID-LINER All Models with O.E.M. Number	
F		VOLVO FE SERIES	
83107	D		145080 (2)
F	95-97	FORD B-800 All Models with 52" Multileaf Spring	
F	94-97	F-700 All w/ Multileaf Spring and w/ 10000, 12000 or 13200 lb Axle	
F	94	F-800 All w/ Multileaf Spring and w/ 10000, 12000 or 13200 lb Axle	
F	94-98	FT900 All w/ Multileaf Spring and w/ 10000, 12000 or 13200 lb Axle	
83109	D		145128 (1)
R	96-98	FORD A9513 All Models with Hendrickson 40LH Model Tandem Axle	
R	97	A9522 All Models with Hendrickson 40LH Model Tandem Axle	
R	96-98	AT9513 All Models with Hendrickson 40LH Model Tandem Axle	

83000 Series

Shock	POP	Alternative No.	MTG Acc. Supplied
Pos.	Year	Application	
83109	D (cont)		145128 (1)
R	97-98	AT9522 All Models with Hendrickson 40LH Model Tandem Axle	
R		MC NEILUS TRUCK & MAN. VARIOUS	
R	99-10	STERLING TRUCK A9500 All Models with Hendrickson 40LH Model Tandem Axle	
R	99-01	A9513 All Models with Hendrickson 40LH Model Tandem Axle	
R	99	A9522 All Models with Hendrickson 40LH Model Tandem Axle	
R	99-10	L9500 All Models with Hendrickson 40LH Model Tandem Axle	
R	99-00	L9501 All Models with Hendrickson 40LH Model Tandem Axle	
R	99-01	L9511 All Models with Hendrickson 40LH Model Tandem Axle	
R	99-00	L9513 All Models with Hendrickson 40LH Model Tandem Axle	
R	99	L9522 All Models with Hendrickson 40LH Model Tandem Axle	
83110	D		145128 (1)
R		MACK ADDITIONAL APPLICATIONS	
R	89-05	CH All CH600 Models with Hendrickson HAS-40LH Air Suspension (O.E. Number 57241-4)	
R	98-05	CX All Models with Hendrickson HAS-40LH Air Suspension (O.E. Number 57241-4)	
83111	C		145128 (1)
R		HENDRICKSON TRUCK SUSPENSION SYSTEMS ADDITIONAL APPLICATIONS HAS - SERIES	
R		MACK ADDITIONAL APPLICATIONS	
R	89-05	CH All CH600 Models with ALV Hendrickson Suspension	
R	89-05	CH All CH600 Models with Hendrickson AL-405 Rear Suspension	
R	91-07	CL All CL600, CL700 Models with ALV Hendrickson Suspension	
R	98-05	CX All Models with ALV Hendrickson Suspension	
R	98-05	CX All Models with MAC AL405 Suspension	
R		WESTERN STAR 4800 & 4900 SERIES - CONSTELLATION CLASS	
R		4800 & 4900 SERIES - HERITAGE CLASS	
R		5900 & 6900 SERIES - HERITAGE CLASS	
83112	C		145128 (1)
R		ADVANCE MIXER VARIOUS	
R	20-23	AUTOCAR LLC. DC-64 All Models with Hendrickson HN - 522	
R	08-23	XPEDITOR All 6 X 4 Models with Hendrickson HN - 522	
R	10-21	XSPOTTER OFF ROAD All 6 X 4 Off-Road Terminal Tractors with Hendrickson HN - 462	
R	21-23	DENNIS EAGLE PROVIEW All Models with Hendrickson HN-460 Rear Suspension	
R	17	PROVIEW All Models with Hendrickson HN-460 Rear Suspension	
R		HENDRICKSON TRUCK SUSPENSION SYSTEMS HN - SERIES	
R	96-15	HN - SERIES	
R	99-14	INTERNATIONAL 5600I All Models with Hendrickson HN - 402 Rear Suspension	
R		SERIES 4000 - SHORT CONVENTIONAL MEDIUM TRK & TRAC	
R	08-22	WORKSTAR 7600 All Models with Hendrickson HN - 522 Rear Suspension	
R	18-21	MACK ANTHEM All Models with Hendrickson HN - 522 Rear Suspension	
R	89-05	CH All CH600 Models with Hendrickson HN-2 Series Suspension	

Numerical listing

Shock	POP	Alternative No.	MTG Acc. Supplied
Pos.	Year	Application	
83112	C (cont)		145128 (1)
R	91-07	CL All CL600, CL700 Models with Hendrickson HN-2 Series Suspension	
R	02-08	CV All CV-713 Models with Hendrickson HN-2 Models Suspension	
R	98-05	CX All Models with Hendrickson HN-2 Series Suspension	
R	18-20	GRANITE All Granite 64BR & 64FR Models with Hendrickson HN - 462	
R		MC NEILUS TRUCK & MAN. VARIOUS	
R	08-19	PETERBILT 389 All Models with Hendrickson HN - 522 Rear Suspension	
R		VOLVO ADDITIONAL APPLICATIONS	
R	97-01	WG All Models with Hendrickson HN - 402 or HN - 462 Rear Suspension	
R	96	WG All Models with Hendrickson HN - 402 Rear Suspension	
R	96-04	WX All Models with Hendrickson HN - 402 Rear Suspension	
R	96-03	WXLL	
R	96-03	WXR	
R	12-22	WESTERN STAR 4700SB All Models with Hendrickson HN - 462	
R	12-22	4700SF All Models with Hendrickson HN - 462	
83113	W		
R		SAF HOLLAND TRAILER AIR SUSPENSION	
R		STOUGHTON TRAILERS INC. VARIOUS	
R		TRAILMOBILE CANADA CORP. VARIOUS	
R		WABASH NATIONAL VARIOUS	
83114	D		140780 (1)
F		INTERNATIONAL SERIES400,500,600,700& 900-MED CABOV TRK&TRAC NISS	
F		UNISTAR	
F	99	ISUZU FRR	
F	00-03	FRR All	
F	95-98	FRR All	
F	86	FSR	
F	87-96	FSR All FSR Models	
F	88-94	NRR All	
F	89-94	UD 1800 All Models with O.E.M. Number	
F	99-04	1800CS All Models with O.E.M. Number	
F	89-94	2000 All Models with O.E.M. Number	
83119	D		
F		FREIGHTLINER VARIOUS	
F		OSHKOSH MOTOR TRUCK CO. VARIOUS	
83120	D		145089-000(1)/145143(1)
R	05-22	FREIGHTLINER B2 All Models with 15,000 lb Rear Suspension	
R	97-08	BUS CHASSIS	
R	95-05	FL50 All Models with 15,000 lb Rear Suspension	
R	91-05	FL60 All w/ 15000 lb Rear Suspension	
R	91-06	FL70 All w/ 15000 lb Rear Suspension	
R	91-06	FL80 All w/ 15000 lb Rear Suspension	
R	96-99	MC CHASSIS	
R	98-20	MT45 All Models with O.E.M. Number	
R	99-11	MT55 All Models with O.E.M. Number	
R		VARIOUS	
R		OSHKOSH MOTOR TRUCK CO. VARIOUS	
R	03-10	STERLING TRUCK ACTERRA All Models with 15000 lb Rear Suspension	
R	01-07	ACTERRA 5500 All Models with 15000 lb Rear Suspension	
R	01-07	ACTERRA 6500 All Models with 15000 lb Rear Suspension	
R	01-07	ACTERRA 7500 All Models with 15000 lb Rear Suspension	
R	01-03	ACTERRA 8500 All Models with 15000 lb Rear Suspension	

Numerical listing

Shock	POP	Alternative No.	MTG Acc. Supplied
Pos.	Year	Application	
83120	D (cont)	145089-000(1)/145143(1)	
R	05-22	THOMAS VARIOUS UPS TRUCK VARIOUS	
83122	C		
R		ALLCO TRAILER VARIOUS AUTOCAR LLC. ADDITIONAL APPLICATIONS	
R	97-09	CHEVROLET C6500 KODIAK All Models with Hendrickson Air Suspension (Stamping number 47902-13)	
R	97-09	C7500 KODIAK All Models with Hendrickson Air Suspension (Stamping number 47902-13)	
R	03-09	C8500 All Models with Hendrickson Air Suspension (Stamping number 47902-13)	
R	99	T6500 All Models with Hendrickson Air Suspension (Stamping number 47902-13)	
R	99	T7500 All Models with Hendrickson Air Suspension (Stamping number 47902-13)	
R	04-09	T8500 All Models with Hendrickson Air Suspension (Stamping number 47902-13)	
R	09	COACHMEN AURORA	
R	07	AURORA	
R	08	AURORA All MotorHomes with Ford F53 Chassis with 16,000 lb GVW to 22,000 lb GVW	
R	04-06	AURORA All MotorHomes with Ford F53 Chassis with 16,000 lb GVW to 22,000 lb GVW	
R	21-24	ENCORE All MotorHomes with Ford F53 Chassis with 16,000 lb GVW to 22,000 lb GVW	
R	11-16	ENCOUNTER All MotorHomes with Ford F53 Chassis with 16,000 lb GVW to 22,000 lb GVW	
R	99-07	MIRADA	
R	08-24	MIRADA All MotorHomes with Ford F53 Chassis with 16,000 lb GVW to 22,000 lb GVW	
R	04-12	PURSUIT	
R	13-24	PURSUIT All MotorHomes with Ford F53 Chassis with 16,000 lb GVW to 22,000 lb GVW	
R	00-14	DAMON CHALLENGER All MotorHomes with Ford F53 Chassis with 16,000 lb GVW to 22,000 lb GVW	
R	12-13	DAYBREAK	
R	99	DAYBREAK	
R	00-11	DAYBREAK All MotorHomes with Ford F53 Chassis with 16,000 lb GVW to 22,000 lb GVW	
R	99	INTRUDER	
R	00-07	INTRUDER All MotorHomes with Ford F53 Chassis with 16,000 lb GVW to 22,000 lb GVW	
R	12-14	OUTLAW	
R	07-11	OUTLAW All MotorHomes with Ford F53 Chassis with 16,000 lb GVW to 22,000 lb GVW	
R	19-24	ENTEGR COACH EMBLEM All MotorHomes with Ford F53 Chassis with 16,000 lb GVW to 22,000 lb GVW	
R	19-24	VISION All MotorHomes with Ford F53 Chassis with 16,000 lb GVW to 22,000 lb GVW	
R	19-20	FLEETWOOD AXON	
R	18	AXON All MotorHomes with Ford F53 Chassis with 16,000 lb GVW to 22,000 lb GVW	
R	00-24	BOUNDER All MotorHomes with Ford F53 Chassis with 16,000 lb GVW to 22,000 lb GVW	
R	15-24	FLAIR All MotorHomes with Ford F53 Chassis with 16,000 lb GVW to 22,000 lb GVW	
R	00-07	FLAIR All MotorHomes with Ford F53 Chassis with 16,000 lb GVW to 22,000 lb GVW	
R	23-24	FLEX All MotorHomes with Ford F53 Chassis with 16,000 lb GVW to 22,000 lb GVW	
R	20-24	FORTIS All MotorHomes with Ford F53 Chassis with 16,000 lb GVW to 22,000 lb GVW	

83000 Series

Shock	POP	Alternative No.	MTG Acc. Supplied
Pos.	Year	Application	
83122	C (cont)		
R	00-23	SOUTHWIND All MotorHomes with Ford F53 Chassis with 16,000 lb GVW to 22,000 lb GVW	
R	11-18	STORM All MotorHomes with Ford F53 Chassis with 16,000 lb GVW to 22,000 lb GVW	
R	01-07	STORM All MotorHomes with Ford F53 Chassis with 16,000 lb GVW to 22,000 lb GVW	
R		FORD CL & CLT SERIES - HIGHWAY TRACTOR TILT CAB	
R	08-23	F-53 MOTORHOME CHASSIS All Motorhome Chassis with 16,000 lb GVW to 18,000 lb GVW	
R	06-23	F-53 MOTORHOME CHASSIS All Motorhome Chassis with 20,500 lb GVW to 22,000 lb GVW	
R	99-04	F-53 MOTORHOME CHASSIS All Motorhome Chassis with 20,500 lb GVW to 22,000 lb GVW	
R		L, LT & LTS - CONVENTIONAL CAB	
R		LN & LNT - CONVENTIONAL CAB	
R	13-23	FOREST RIVER FR3 All MotorHomes with Ford F53 Chassis with 16,000 lb GVW to 22,000 lb GVW	
R	08-17	GEORGETOWN All MotorHomes with Ford F53 Chassis with 16,000 lb GVW to 22,000 lb GVW	
R	16-23	GEORGETOWN GT3 All MotorHomes with Ford F53 Chassis with 16,000 lb GVW to 22,000 lb GVW	
R	17-23	GEORGETOWN GT5 All MotorHomes with Ford F53 Chassis with 16,000 lb GVW to 22,000 lb GVW	
R	20-23	GEORGETOWN GT7 All MotorHomes with Ford F53 Chassis with 16,000 lb GVW to 22,000 lb GVW	
R		FRUEHAUF VARIOUS	
R	99-09	GEORGIE BOY MANUFACTURING CLASS A MOTORHOMES	
F		GILLIG VARIOUS	
R		VARIOUS	
R	95-02	GMC C - SERIES (C6500, C7500, C8500) TOPKICK	
R	99	T5500	
R	99	T6500 All Models with Hendrickson Air Suspension (Stamping number 47902-13)	
R	99	T7500 All Models with Hendrickson Air Suspension (Stamping number 47902-13)	
R	99	T8500	
R		GREAT DANE TRAILER VARIOUS HENDRICKSON TRUCK SUSPENSION SYSTEMS HA - SERIES	
R	11-15	HOLIDAY RAMBLER ADMIRAL	
R	02-06	ADMIRAL	
R	16-24	ADMIRAL All MotorHomes with Ford F53 Chassis with 16,000 lb GVW to 22,000 lb GVW	
R	07-10	ADMIRAL All MotorHomes with Ford F53 Chassis with 16,000 lb GVW to 22,000 lb GVW	
R	00-01	ADMIRAL All MotorHomes with Ford F53 Chassis with 16,000 lb GVW to 22,000 lb GVW	
R	02-06	ADMIRAL SE All MotorHomes with Ford F53 Chassis with 16,000 lb GVW to 22,000 lb GVW	
R	07	ADMIRAL SVE All MotorHomes with Ford F53 Chassis with 16,000 lb GVW to 22,000 lb GVW	
R	16-18	ADMIRAL XE All MotorHomes with Ford F53 Chassis with 16,000 lb GVW to 22,000 lb GVW	
R	15	ENDEAVOR	
R	16-24	ENDEAVOR All MotorHomes with Ford F53 Chassis with 16,000 lb GVW to 22,000 lb GVW	
R	00-14	ENDEAVOR All MotorHomes with Ford F53 Chassis with 16,000 lb GVW to 22,000 lb GVW	
R	10	VACATIONER	
R	08	VACATIONER	
R	11-24	VACATIONER All MotorHomes with Ford F53 Chassis with 16,000 lb GVW to 22,000 lb GVW	

Numerical listing

Shock	POP	Alternative No.	MTG Acc. Supplied
Pos.	Year	Application	
83122	C (cont)		
R	09	VACATIONER All MotorHomes with Ford F53 Chassis with 16,000 lb GVW to 22,000 lb GVW	
R	00-07	VACATIONER All MotorHomes with Ford F53 Chassis with 16,000 lb GVW to 22,000 lb GVW	
R		ISUZU FVR	
R	99-15	ITASCA CLASS A MOTORHOMES	
R	16-24	JAYCO ALANTE All MotorHomes with Ford F53 Chassis with 16,000 lb GVW to 22,000 lb GVW	
R	14-24	PRECEPT All MotorHomes with Ford F53 Chassis with 16,000 lb GVW to 22,000 lb GVW	
F		LODAL INC. VARIOUS	
R		MC NEILUS TRUCK & MAN. VARIOUS	
R	12-13	MONACO COACH LA PALMA All MotorHomes with Ford F53 Chassis with 16,000 lb GVW to 22,000 lb GVW	
R	09	LA PALMA All MotorHomes with Ford F53 Chassis with 16,000 lb GVW to 22,000 lb GVW	
R	06	LA PALMA All MotorHomes with Ford F53 Chassis with 16,000 lb GVW to 22,000 lb GVW	
R	02-04	LA PALMA All MotorHomes with Ford F53 Chassis with 16,000 lb GVW to 22,000 lb GVW	
R	00	LA PALMA All MotorHomes with Ford F53 Chassis with 16,000 lb GVW to 22,000 lb GVW	
R	06-14	MONARCH All MotorHomes with Ford F53 Chassis with 16,000 lb GVW to 22,000 lb GVW	
R	01-02	MONARCH All MotorHomes with Ford F53 Chassis with 16,000 lb GVW to 22,000 lb GVW	
R	99-08	NATIONAL RV CLASS A MOTORHOMES	
R	13-20	NEWMAR CLASS A MOTORHOMES	
R	17-20	NEXUS MAYBACH All MotorHomes with Ford F53 Chassis with 16,000 lb GVW to 22,000 lb GVW	
F		OSHKOSH MOTOR TRUCK CO. VARIOUS	
F		REYCO SUSPENSION STEER AXLE	
R		TRAILER	
R		SAF HOLLAND TRUCK & TRACTOR AIR SUSPENSION (TAG AXLE)	
R	11-24	THOR MOTOR COACH A.C.E All MotorHomes with Ford F53 Chassis with 16,000 lb GVW to 22,000 lb GVW	
R	05-08	CHALLENGER	
R	09-24	CHALLENGER All MotorHomes with Ford F53 Chassis with 16,000 lb GVW to 22,000 lb GVW	
R	04-10	HURRICANE	
R	11-24	HURRICANE All MotorHomes with Ford F53 Chassis with 16,000 lb GVW to 22,000 lb GVW	
R	23-24	INDIGO All MotorHomes with Ford F53 Chassis with 16,000 lb GVW to 22,000 lb GVW	
R	23-24	LUMINATE All MotorHomes with Ford F53 Chassis with 16,000 lb GVW to 22,000 lb GVW	
R	14-24	MIRAMAR All MotorHomes with Ford F53 Chassis with 16,000 lb GVW to 22,000 lb GVW	
R	07-10	OUTLAW	
R	11-23	OUTLAW All MotorHomes with Ford F53 Chassis with 16,000 lb GVW to 22,000 lb GVW	
R	23-24	RESONATE All MotorHomes with Ford F53 Chassis with 16,000 lb GVW to 22,000 lb GVW	
R	06-10	WINDSPORT	
R	11-24	WINDSPORT All MotorHomes with Ford F53 Chassis with 16,000 lb GVW to 22,000 lb GVW	
F		TUTHILL TECHNOLOGIES STEER AXLE	
R		TRAILER	
F		VOLVO ADDITIONAL APPLICATIONS	
R	78-83	ADDITIONAL APPLICATIONS WESTERN STAR 3800 SERIES - HERITAGE CLASS	

Numerical listing

Shock	POP	Alternative No.	MTG Acc. Supplied
Pos.	Year	Application	
83122	C	(cont)	
R		4800 & 4900 SERIES - CONSTELLATION CLASS	
R		4800 & 4900 SERIES - HERITAGE CLASS	
R		5800 & 5900 SERIES - CONSTELLATION CLASS	
R		5900 & 6900 SERIES - HERITAGE CLASS	
R	19-23	WINNEBAGO ADVENTURER All Motorhomes with Ford F-53 Chassis with 16,000 lb GVW to 22,000 lb GVW	
R	06-17	ADVENTURER All Motorhomes with Ford F-53 Chassis with 16,000 lb GVW to 22,000 lb GVW	
R	99-04	ADVENTURER All Motorhomes with Ford F-53 Chassis with 16,000 lb GVW to 22,000 lb GVW	
R	18-20	INTENET All Motorhome Chassis with 16,000 lb GVW to 18,000 lb GVW	
R	18-20	INTENET All Motorhome Chassis with 20,500 lb GVW to 22,000 lb GVW	
R	11-17	SIGHTSEER All Motorhome Chassis with 16,000 lb GVW to 18,000 lb GVW	
R	11-17	SIGHTSEER All Motorhome Chassis with 20,500 lb GVW to 22,000 lb GVW	
R	08-09	SIGHTSEER All Motorhome Chassis with 16,000 lb GVW to 18,000 lb GVW	
R	06-09	SIGHTSEER All Motorhome Chassis with 20,500 lb GVW to 22,000 lb GVW	
R	02-04	SIGHTSEER All Motorhome Chassis with 20,500 lb GVW to 22,000 lb GVW	
R	16-17	SUNOVA All Motorhome Chassis with 16,000 lb GVW to 18,000 lb GVW	
R	16-17	SUNOVA All Motorhome Chassis with 20,500 lb GVW to 22,000 lb GVW	
R	06-07	SUNOVA All Motorhome Chassis with 20,500 lb GVW to 22,000 lb GVW	
R	02-04	SUNOVA All Motorhome Chassis with 20,500 lb GVW to 22,000 lb GVW	
R	16-22	SUNSTAR All Motorhome Chassis with 16,000 lb GVW to 18,000 lb GVW	
R	16-22	SUNSTAR All Motorhome Chassis with 20,500 lb GVW to 22,000 lb GVW	
R	02-04	SUNSTAR All Motorhome Chassis with 20,500 lb GVW to 22,000 lb GVW	
R	16-18	SUNSTAR LX All Motorhome Chassis with 16,000 lb GVW to 18,000 lb GVW	
R	16-18	SUNSTAR LX All Motorhome Chassis with 20,500 lb GVW to 22,000 lb GVW	
R	23	SUNSTAR NPF	
R	11-22	VISTA All Motorhome Chassis with 16,000 lb GVW to 18,000 lb GVW	
R	11-22	VISTA All Motorhome Chassis with 20,500 lb GVW to 22,000 lb GVW	
R	08-09	VISTA All Motorhome Chassis with 16,000 lb GVW to 18,000 lb GVW	
R	07-09	VISTA All Motorhome Chassis with 20,500 lb GVW to 22,000 lb GVW	
R	02-04	VISTA All Motorhome Chassis with 20,500 lb GVW to 22,000 lb GVW	
R	16-18	VISTA LX All Motorhome Chassis with 16,000 lb GVW to 18,000 lb GVW	
R	16-18	VISTA LX All Motorhome Chassis with 20,500 lb GVW to 22,000 lb GVW	
R	23	VISTA NPF	

Shock	POP	Alternative No.	MTG Acc. Supplied
Pos.	Year	Application	
83123	C	(cont)	
R	81-91	FORD CL9000 All Models with Rear Tandem Axle with Neway Suspension	
R	78-80	CL & CLT SERIES - HIGHWAY TRACTOR TILT CAB	
R	81-91	CLT9000 All Models with Rear Tandem Axle with Neway Suspension	

83000 Series

Shock	POP	Alternative No.	MTG Acc. Supplied
Pos.	Year	Application	
83123	C	(cont)	
R	00-03	F-650 All Models with Hendrickson HAS - 190 Rear Air Suspension	
R	00-03	F-750 All Models with Hendrickson HAS - 190 Rear Air Suspension	
R		GILLIG VARIOUS	
R		HENDRICKSON TRUCK SUSPENSION SYSTEMS HA - SERIES	
R	03-18	IC CORPORATION RE SCHOOL BUS All RE Model School Buses (Low Profile)	
R		INTERNATIONAL F & S SERIES SERIES 3000 - SCHOOL BUS CHASSIS	
R		SERIES 9600 & 9700 PREMIUM CABOVER TRACTOR	
R		S SERIES SCHOOL BUS	
R	13-24	KENWORTH K270 All Models with Hendrickson HAS - 210L or HAS - 230L Rear Air Suspension	
R	93-05	K300 All Models with Hendrickson Rear Air Suspension	
R	13-24	K370 All Models with Hendrickson HAS - 210L or HAS - 230L Rear Air Suspension	
R	08-22	T270 All Models with Hendrickson HAS - 210L or HAS - 230L Rear Air Suspension	
R	21-24	T280 All Models with Hendrickson HAS - 210L or HAS - 230L Rear Air Suspension	
R	95-08	T300 All Models with Hendrickson HAS - 210L or HAS - 230L Rear Air Suspension	
R	08-22	T370 All Models with Hendrickson HAS - 210L or HAS - 230L Rear Air Suspension	
R	22-24	T380 All Models with Hendrickson HAS - 210L or HAS - 230L Rear Air Suspension	
R	93-08	T600A All Models with Hendrickson HAS - 210L or HAS - 230L Rear Air Suspension	
R	93-22	T800 All Models with Hendrickson HAS - 210L or HAS - 230L Rear Air Suspension	
R	93-22	W900 All Models with Hendrickson HAS - 210L or HAS - 230L Rear Air Suspension	
R	89-05	MACK CH All CH600 Models with Hendrickson Rear Air Suspension	
R	91-07	CL All CL600, CL700 Models with Hendrickson Rear Air Suspension	
R	83-94	MH All MH Models with Neway ARD-234 Air Suspension	
R	85-93	RW All RW Models with Neway ARD-234 Air Suspension	
R		MC NEILUS TRUCK & MAN. VARIOUS	
R	13-22	PETERBILT 220 All Models with Hendrickson HAS - 210L or HAS - 230L Rear Air Suspension	
R	10	220 All Models with Hendrickson HAS - 210L or HAS - 230L Rear Air Suspension	
R	07	220 All Models with Hendrickson HAS - 210L or HAS - 230L Rear Air Suspension	
R		REYCO SUSPENSION DRIVE AXLE TRAILER	
R		SAF HOLLAND TRAILER AIR SUSPENSION TRUCK, BUS & MOTORHOME AIR SUSPENSIONS	
R		TRUCK & TRACTOR AIR SUSPENSION (TAG AXLE)	
R		TUTHILL TECHNOLOGIIES DRIVE AXLE	
R		WATSON & CHALIN MFG. INC. WCTA SERIES DUMP TRAILER AIR SUSPENSION	

Shock	POP	Alternative No.	MTG Acc. Supplied
Pos.	Year	Application	
83124	C	(cont)	
R		BENSON TRUCK BODIES INC. VARIOUS	
F		BLUE BIRD ALL AMERICAN SERIES (FE & RE MODELS)	
F	10-13	D3 SERIES (FE & RE MODELS)	
F		COACHMEN CLASS A MOTORHOMES	

Numerical listing

Shock	POP	Alternative No.	MTG Acc. Supplied
Pos.	Year	Application	
83124	C	(cont)	
R	00	COUNTRY COACH AFFINITY All MotorHomes with Neway IFS	
R	00	CONCEPT All MotorHomes with Neway IFS	
R	00-04	MAGNA All MotorHomes with Neway IFS	
R	05-10	MAGNA 630 All MotorHomes with Neway IFS	
R		EAST MANUFACTURING CORP. VARIOUS	
F		FOREST RIVER CLASS A MOTORHOMES	
F		GEORGIE BOY MANUFACTURING CLASS A MOTORHOMES	
F		ITASCA CLASS A MOTORHOMES	
R		KENWORTH T800, T800B, T800B(8X4), T800SH, T800H, T800W	
F		MONACO COACH CLASS A MOTORHOMES	
R		SAF HOLLAND TRAILER AIR SUSPENSION TRUCK & TRACTOR AIR SUSPENSION (TAG AXLE)	
R		TRAILMOBILE CANADA CORP. VARIOUS	
R		TWIN COACH VARIOUS	
R		WABASH NATIONAL VARIOUS	
F		WORKHORSE VARIOUS	
83125	C	(cont)	
R		CASCADE TRAILER VARIOUS	
R		EAST MANUFACTURING CORP. VARIOUS	
F	94	FORD B-700 All Models with with 14600 lb Multileaf Spring	
F	95-98	B-800 All Models with with 14600 lb Multileaf Spring	
F	88-97	F-53 MOTORHOME CHASSIS All F53 Motorhome Chassis (Over 30 feet)	
F	94	F-700 All Models with with 14600 lb Multileaf Spring	
F	94	F-800 All Models with with 14600 lb Multileaf Spring	
F	94-98	FT900 All Models with Multileaf Spring and 14600 lb Axle	
R		GENERAL TRAILER CO. VARIOUS	
R		HENDRICKSON TRUCK SUSPENSION SYSTEMS HAS - SERIES	
R		HOLLAND-BINKLEY VARIOUS	
R	89-05	MACK CH All CH Models with Hendrickson HA Series Air Suspension	
R	89-05	CH All CH600 Models with HAS400 MACK Air Suspension	
R	91-07	CL All CL600, CL700 Models with HAS400 MACK Air Suspension	
R	91-07	CL All CL600, CL700 Models with Hendrickson HA Series Air Suspension	
R	98-05	CX All Models with HAS400 MACK Air Suspension	
R	98-05	CX All Models with Hendrickson HA Series Air Suspension	
R		PEERLESS TRAILER VARIOUS	
R		SAF HOLLAND TRAILER AIR SUSPENSION TRUCK & TRACTOR AIR SUSPENSION (TAG AXLE)	
R	97	THE BINKLEY COMPANY VARIOUS	
R		TRAILMOBILE CANADA CORP. VARIOUS	
R		WABASH NATIONAL VARIOUS	
R		WATSON & CHALIN MFG. INC. WCTA SERIES DUMP TRAILER AIR SUSPENSION	
R		WCTA SERIES TRAILER AIR SUSPENSION	
R		WCTL-2200 SERIES TRAILER AIR LIFT	
R		WCWB SERIES TRAILER AIR SUSPENSION	

Shock	POP	Alternative No.	MTG Acc. Supplied
Pos.	Year	Application	
83126	C	(cont)	
F	69-70	CHEVROLET 4, 40, 4000 & 4500 SERIES	
R	71-72	5, 50, 5000 & 5500 SERIES	
F	69-70	5, 50, 5000 & 5500 SERIES	
F	71-89	6, 60, 6000 & 6500 SERIES	
F	73-80	6, 60, 6000 & 6500 SERIES	
F	68-69	6, 60, 6000 & 6500 SERIES	

Numerical listing

Shock	POP	Alternative No.	MTG Acc. Supplied
Pos.	Year	Application	
83126	C (cont)		
R	79-89	7, 70 & 7000 SERIES	
F	66-80	7, 70 & 7000 SERIES	
R	02-23	FREIGHTLINER M2 106 All Models with Reyco 79KB Rear Steel Spring Suspension	
F	72-80	GMC 4500 SERIES	
R	66-72	4500 SERIES	
F	66-89	5500 SERIES	
R	66-72	5500 SERIES	
F	79-80	6000 SERIES	
F	66-80	6500 SERIES	
R	66-80	6500 SERIES	
R	79-89	7000 SERIES	
F	79-80	7000 SERIES	
F	66-80	7500 SERIES	
F	05-10	HINO 145 All Models with O.E.M. Number	
F	05-10	165 All Models with O.E.M. Number	
F	05-10	185 All Models with O.E.M. Number	
R	00-09	INTERNATIONAL 5900I All Models with 46,000 lb Neway Rear Air Suspension	
R		SERIES 5000, 5000I -SEVERE SERVICE CONV TRK & TRAC	
R		SERIES 8000 - CONVENTIONAL HEAVY DUTY TRACTOR	
R		SERIES 9100, 9100I - TRACTOR & STRAIGHT TRUCK	
R		SERIES 9200, 9200I - TRACTOR & STRAIGHT TRUCK	
R		SERIES 9300, 9300I, 9400 & 9400I LONG HOOD CONV.	
R		SERIES 9800 - PREMIUM CABOVER TRACTOR	
R		SERIES 9900, 9900I, 9900IX LONG HOOD CONV. TRUCK	
R	13-24	KENWORTH K270 All Models with Reyco 102 or 79KB Suspension (Drive Axle)	
R	93-05	K300 All Models with Reyco 102 or 79KB Suspension (Drive Axle)	
F	93-05	K300 All Models with Reyco 1209 or 1212 Suspension (Steer Axle)	
R	13-24	K370 All Models with Reyco 102 or 79KB Suspension (Drive Axle)	
R	08-19	T170 All Models with Reyco 79KB Rear Steel Spring Suspension	
R	08-22	T270 All Models with Reyco 102 or 79KB Suspension (Drive Axle)	
R	21-24	T280 All Models with Reyco 102 or 79KB Suspension (Drive Axle)	
F		T300	
R		T300	
R	99-08	T300 All Models with Reyco 102 or 79KB Suspension (Drive Axle)	
R	99-08	T300 All Models with Reyco 1209 or 1212 Suspension (Steer Axle)	
R	08-22	T370 All Models with Reyco 102 or 79KB Suspension (Drive Axle)	
R	22-24	T380 All Models with Reyco 102 or 79KB Suspension (Drive Axle)	
R	12-21	T440	
F	10-21	T470	
R		T600, T600A, T600B, T602	
R		T600, T600A, T600B, T602	
R	13-22	T680 All Models with 21,000 to 23,000 lb Reyco Spring Suspension	
R	13-22	T680 All Models with Reyco 102 or 79KB Suspension (Drive Axle)	
R	87-22	T800 All Models with Reyco 102 or 79KB Suspension (Drive Axle)	
F	87-22	T800 All Models with Reyco 1209 or 1212 Suspension (Steer Axle)	
R	14-22	T880 All Models with Reyco 102 or 79KB Suspension (Drive Axle)	
R	06-22	W900 All Models with Reyco 102 or 79KB Suspension (Drive Axle)	
F		W900, W900B, W900L, W900S	
R		W900, W900B, W900L, W900S	
R	19-22	W990 All Models with Reyco 102 or 79KB Suspension (Drive Axle)	
R	08-15	PETERBILT 210 All Models with Reyco 102 or 79KB Suspension (Drive Axle)	
R	13-23	220 All Models with Reyco 102 or 79KB Suspension (Drive Axle)	
R	10	220 All Models with Reyco 102 or 79KB Suspension (Drive Axle)	
R	07	220 All Models with Reyco 102 or 79KB Suspension (Drive Axle)	
R	87-18	320 All Models with Reyco 102 or 79KB Suspension (Drive Axle)	
R	08-19	325 All Models with Reyco 102 or 79KB Suspension (Drive Axle)	

83000 Series

Shock	POP	Alternative No.	MTG Acc. Supplied
Pos.	Year	Application	
83126	C (cont)		
R	07-22	330 All Models with Reyco 79KB Rear Steel Spring Suspension	
R	95-05	330 All Models with Reyco 79KB Rear Steel Spring Suspension	
R	10-22	337 All Models with Reyco 79KB Rear Steel Spring Suspension	
R	10-22	348 All Models with Reyco 79KB Rear Steel Spring Suspension	
R	10-22	365 All Models with Reyco 79KB Rear Steel Spring Suspension	
R	11-17	382 All Models with Reyco 79KB Rear Steel Spring Suspension	
R	17-22	520 All Models with Reyco 79KB Rear Steel Spring Suspension	
R	22-24	537 All Models with Reyco 102 or 79KB Suspension (Drive Axle)	
R	13-24	579 All Models with Reyco 79KB Rear Steel Spring Suspension	
R	11-18	587 All Models with Reyco 79KB Rear Steel Spring Suspension	
R		REYCO SUSPENSION DRIVE AXLE	
F		STEER AXLE	
R		SAF HOLLAND TRAILER AIR SUSPENSION	
F	96-00	SAFARI MOTOR COACH CLASS A MOTORHOMES	
R	96-00	CLASS A MOTORHOMES	
R		TUTHILL TECHNOLOGIES DRIVE AXLE	
F		STEER AXLE	
R		WABASH NATIONAL VARIOUS	
R	12-22	WESTERN STAR 4700SB All Models with Reyco 102 or 79KB Suspension (Drive Axle)	
R	12-22	4700SF All Models with Reyco 102 or 79KB Suspension (Drive Axle)	
83127	C		
R		BLUE BIRD ADDITIONAL APPLICATIONS	
F		FREIGHTLINER VARIOUS	
R		HOLIDAY RAMBLER VARIOUS	
F	23	MACK MD6	
F	24	MD6 All Models with 10,000 lb Taperleaf Springs	
F	21-22	MD6 All Models with 10,000 lb Taperleaf Springs	
F	21-24	MD7 All Models with 12,000 lb Taperleaf Springs	
R		MC NEILUS TRUCK & MAN. VARIOUS	
F		OSHKOSH MOTOR TRUCK CO. VARIOUS	
R		SAF HOLLAND TRAILER AIR SUSPENSION	
R		TRUCK, BUS & MOTORHOME AIR SUSPENSIONS	
R		TRUCK & TRACTOR AIR SUSPENSION (TAG AXLE)	
R		TRAILMOBILE CANADA CORP. VARIOUS	
R		WABASH NATIONAL VARIOUS	
83128	A		
R		EAST MANUFACTURING CORP. VARIOUS	
R	89-99	FREIGHTLINER FLA086 All Models with Neway Tag Axle Air Suspension	
R	02	FLB All Models with Neway Tag Axle Air Suspension	
R	94-99	FLB All Models with Neway Tag Axle Air Suspension	
R		MC NEILUS TRUCK & MAN. VARIOUS	
R		REYCO SUSPENSION TRAILER	
R		SAF HOLLAND TRAILER AIR SUSPENSION	
R		TRUCK, BUS & MOTORHOME AIR SUSPENSIONS	
R		STOUGHTON TRAILERS INC. VARIOUS	
R		TWIN COACH VARIOUS	
R		WABASH NATIONAL VARIOUS	
83130	C		
R		RIDEWELL CORP. TRUCK AIR-RIDES	
R		SAF HOLLAND TRAILER AIR SUSPENSION	
R		WABASH NATIONAL VARIOUS	
83131	D		
F	00-02	FORD F-650 All Models with 8500 or 9000 lb Front Axle	

Numerical listing

Shock	POP	Alternative No.	MTG Acc. Supplied
Pos.	Year	Application	
83131	D (cont)		
F	00-02	F-750 All Models with 8500 or 9000 lb Front Axle	
83134	D		145054 (1)
R	05-21	FREIGHTLINER M2 All Models with Rear 52" Spring ,10000 lb - 15000 lb	
R	05-21	M2 All Models with Rear 52" Spring ,18000 lb - 23000 lb	
R	02-10	M2 100 All Models with Rear 52" Spring ,10000 lb - 15000 lb	
R	02-10	M2 100 All Models with Rear 52" Spring ,18000 lb - 23000 lb	
R	02-23	M2 106 All Models with Rear 52" Spring ,10000 lb - 15000 lb	
R	02-23	M2 106 All Models with Rear 52" Spring ,18000 lb - 23000 lb	
R	03-23	M2 112 All Models with Rear 52" Spring ,10000 lb - 15000 lb	
R	03-23	M2 112 All Models with Rear 52" Spring ,18000 lb - 23000 lb	
83135	C		
F	19-22	CHEVROLET SILVERADO 4500 HD All Models with 7,000 to 8,000 lb Front Axle	
F	19-22	SILVERADO 5500 HD All Models with 7,000 to 8,000 lb Front Axle	
F	19-22	SILVERADO 6500 HD All Models with 7,000 to 8,000 lb Front Axle	
F	14	FORD F-650	
F	15	F-650 All Models with 8,500 lb Front Suspension	
F	00-13	F-650 All Models with 8,500 lb Front Suspension	
F	14	F-750	
F	15	F-750 All Models with 8,500 lb Front Suspension	
F	00-13	F-750 All Models with 8,500 lb Front Suspension	
F		IC CORPORATION AE SCHOOL BUS	
F	02-20	INTERNATIONAL 4300 All Models with 6,000 to 8,000 lb Front Suspension	
F	02-20	4400 All Models with 6,000 to 8,000 lb Front Suspension	
F	02-20	7400 All Models with O.E.M. Number	
F	10-12	DURASTAR - 4300, 4400 SERIES	
F		SERIES 3000 - SCHOOL BUS CHASSIS	
F	12-18	TERRASTAR All Models with 6,000 to 7,000 lb Front Axle	
F	15-20	WORKSTAR 7400 All Models with O.E.M. Number	
F	10-19	WORKSTAR - 7000 SERIES	
83136	C		145054 (2)
F		CHAMPION BUS INC. VARIOUS	
F		CHEVROLET B - SERIES - SCHOOL BUS	
F	90-96	C60 KODIAK All Conventional Cab w/ Front Shock with O.E.M. Number	
R	90-96	C60 KODIAK All Conventional Cab w/19000, 21000, 23000 lb Taperleaf Springs (EXC Low Profile Vehicle)	
F	90-96	C70 KODIAK All Conventional Cab w/ Front Shock with O.E.M. Number	
R	90-96	C70 KODIAK All Conventional Cab w/19000, 21000, 23000 lb Taperleaf Springs (EXC Low Profile Vehicle)	
F	90-02	C4500 KODIAK	
R	90-02	C4500 KODIAK	
F	03-09	C4500 KODIAK All C Chassis - Conventional Cab	
R	03-09	C4500 KODIAK All C Chassis - Conventional Cab w/19000, 21000, 23000 lb Taperleaf Springs (EXC Low Profile Vehicle)	
F	92-02	C5500 KODIAK	
R	92-02	C5500 KODIAK	
F	03-09	C5500 KODIAK All C Chassis - Conventional Cab	
R	03-09	C5500 KODIAK All C Chassis - Conventional Cab w/19000, 21000, 23000 lb Taperleaf Springs (EXC Low Profile Vehicle)	
F	90-91	C5500 KODIAK All C Chassis - Conventional Cab	
R	90-91	C5500 KODIAK All C Chassis - Conventional Cab w/19000, 21000, 23000 lb Taperleaf Springs (EXC Low Profile Vehicle)	

Numerical listing

Shock	POP	Alternative No.	MTG Acc. Supplied
Pos.	Year	Application	
83136	C (cont)	145054 (2)	
F	97-09	C6500 KODIAK All Conventional Cab w/ Front Shock with O.E.M. Number	
R	97-09	C6500 KODIAK All Conventional Cab w/19000, 21000, 23000 lb Taperleaf Springs (EXC Low Profile Vehicle)	
F	97-09	C7500 KODIAK All Conventional Cab w/ Front Shock with O.E.M. Number	
R	97-09	C7500 KODIAK All Conventional Cab w/19000, 21000, 23000 lb Taperleaf Springs (EXC Low Profile Vehicle)	
F		C - SERIES (C6500, C7500, C8500) KODIAK	
R	92-96	P60 All Motorhome Chassis	
R	92-96	P6000 All Motorhome Chassis	
F	97-09	T5500	
R	92-99	T5500	
F	03	T6500	
R	92-96	T6500	
F	04-09	T6500 All FL1 Tilt Cab with 8100 lb Axle	
F	04-09	T6500 All FL2 Tilt Cab with 5000 to 11000 lb Axle	
F	04-09	T6500 All FL3 Tilt Cab with 14575 lb Axle	
F	97-02	T6500 All FL1 Tilt Cab with 8100 lb Axle	
F	97-02	T6500 All FL2 Tilt Cab with 5000 to 11000 lb Axle	
F	97-02	T6500 All FL3 Tilt Cab with 14575 lb Axle	
R	97-99	T6500 All Tilt Cab w/19000, 21000, 23000 lb Taperleaf Springs (EXC Low Profile Veh.)	
F	03	T7500	
R	92-96	T7500	
F	04-09	T7500 All FL1 Tilt Cab with 8100 lb Axle	
F	04-09	T7500 All FL2 Tilt Cab with 5000 to 11000 lb Axle	
F	04-09	T7500 All FL3 Tilt Cab with 14575 lb Axle	
F	97-02	T7500 All FL1 Tilt Cab with 8100 lb Axle	
F	97-02	T7500 All FL2 Tilt Cab with 5000 to 11000 lb Axle	
F	97-02	T7500 All FL3 Tilt Cab with 14575 lb Axle	
R	97-99	T7500 All Tilt Cab w/19000, 21000, 23000 lb Taperleaf Springs (EXC Low Profile Veh.)	
F	98-03	T8500	
R	98-99	T8500	
F	04-09	T8500 All FL1 Tilt Cab with 8100 lb Axle	
F	04-09	T8500 All FL2 Tilt Cab with 5000 to 11000 lb Axle	
F	04-09	T8500 All FL3 Tilt Cab with 14575 lb Axle	
R	92-96	VAN 1 TON, P SERIES All Motorhome Chassis	
F	93-02	GMC B7 All Models with O.E.M. Number	
F	90-02	C4500 TOPKICK	
R	90-02	C4500 TOPKICK	
R	03-09	C4500 TOPKICK All C Chassis - Conventional Cab with 19000, 21000, 23000 lb Taperleaf Springs (EXC Low Profile Vehicle)	
F	03-09	C4500 TOPKICK All C Chassis - Conventional Cab with Front Shock with O.E.M. Number	
F	90-02	C5500 TOPKICK	
R	90-02	C5500 TOPKICK	
R	03-09	C5500 TOPKICK All C Chassis - Conventional Cab with 19000, 21000, 23000 lb Taperleaf Springs (EXC Low Profile Vehicle)	
F	03-09	C5500 TOPKICK All C Chassis - Conventional Cab with Front Shock with O.E.M. Number	
F	90-09	C - SERIES (C6500, C7500, C8500) TOPKICK	
R	90-09	C - SERIES (C6500, C7500, C8500) TOPKICK	
R	92-96	P - SERIES	
F	97-09	T5500	
R	92-99	T5500	
F	03	T6500	
R	92-96	T6500	

83000 Series

Shock	POP	Alternative No.	MTG Acc. Supplied
Pos.	Year	Application	
83136	C (cont)	145054 (2)	
F	04-09	T6500 All FL1 Tilt Cab with 8100 lb Axle	
F	04-09	T6500 All FL2 Tilt Cab with 5000 to 11000 lb Axle	
F	04-09	T6500 All FL3 Tilt Cab with 14575 lb Axle	
F	97-02	T6500 All FL1 Tilt Cab with 8100 lb Axle	
F	97-02	T6500 All FL2 Tilt Cab with 5000 to 11000 lb Axle	
F	97-02	T6500 All FL3 Tilt Cab with 14575 lb Axle	
R	97-99	T6500 All Tilt Cab with 19000, 21000, 23000 lb Taperleaf Springs (EXC Low Profile Veh.)	
F	03	T7500	
R	92-96	T7500	
F	04-09	T7500 All FL1 Tilt Cab with 8100 lb Axle	
F	04-09	T7500 All FL2 Tilt Cab with 5000 to 11000 lb Axle	
F	04-09	T7500 All FL3 Tilt Cab with 14575 lb Axle	
F	97-02	T7500 All FL1 Tilt Cab with 8100 lb Axle	
F	97-02	T7500 All FL2 Tilt Cab with 5000 to 11000 lb Axle	
F	97-02	T7500 All FL3 Tilt Cab with 14575 lb Axle	
R	97-99	T7500 All Tilt Cab with 19000, 21000, 23000 lb Taperleaf Springs (EXC Low Profile Veh.)	
F	97-09	T8500	
R	92-99	T8500	
F	04-07	GULF STREAM ENDURA	
F	08	ENDURA All MotorHomes with Chevy Kodiak Chassis	
R	97-02	ISUZU FSR All Models with 19000, 21000, 23000 lb Taperleaf Springs (EXC Low Profile Veh.)	
F	97-02	FSR All Models with FL1 Tilt Cab with 8100 lb Axle (Including Low Profile)	
R	97-09	FTR All Models with 19000, 21000, 23000 lb Taperleaf Springs (EXC Low Profile Veh.)	
F	90-09	FTR All Models with O.E.M. Number	
R	97-09	FVR All Models with 19000, 21000, 23000 lb Taperleaf Springs (EXC Low Profile Veh.)	
F	97-09	FVR All Models with O.E.M. Number	
R	93-05	KENWORTH K300 All Models with Woodhead Shock (Stamping Number ACHB 966)	
R		T300	
R		PETERBILT 270	
83137	C		
R	13	AUTOCAR LLC. XPERT	
R	14-21	XPERT All 4 X 2 Models with Hendrickson HAS-210 or HAS-230 Air Suspensions	
R	12	XPERT All 4 X 2 Models with Hendrickson HAS-210 or HAS-230 Air Suspensions	
R		BERING VARIOUS	
R	00-22	BLUE BIRD ALL AMERICAN FE All Models with Hendrickson HAS-210 or HAS-230 Air Suspensions	
R	00-22	ALL AMERICAN RE All Models with Hendrickson HAS-210 or HAS-230 Air Suspensions	
R	15-17	CATERPILLAR CT680 All Models HAS-402 Hendrickson Air Suspensions	
R	97-09	CHEVROLET C6500 KODIAK All Models with Hendrickson Air Suspension with O.E.M. Number	
R	97-09	C7500 KODIAK All Models with Hendrickson Air Suspension with O.E.M. Number	
R	03-09	C8500 All Models with Hendrickson Air Suspension with O.E.M. Number	
R		HENDRICKSON TRUCK SUSPENSION SYSTEMS HAS - SERIES	
R	18-22	ISUZU FTR All Models with Hendrickson HAS suspension	
R	00-11	FTR All Models with Hendrickson HAS suspension	
R	00-11	FVR All Models with Hendrickson HAS suspension	

Numerical listing

Shock	POP	Alternative No.	MTG Acc. Supplied
Pos.	Year	Application	
83137	C (cont)		
R	13-23	KENWORTH K270 All Models with Hendrickson HAS - 230 Rear Air Suspension	
R	08-14	T270 All Models with Hendrickson HAS - 400 (Standard) Rear Air Suspension	
R	08-14	T370 All Models with Hendrickson HAS - 400 (Standard) Rear Air Suspension	
R	22	T380 All Models with Hendrickson HAS - 230 Rear Air Suspension	
R	12-17	T440	
R	10-16	T470	
R		T600, T600A, T600B, T602	
R		T800, T800B, T800B(8X4), T800SH, T800H, T800W	
R		W900, W900B, W900L, W900S	
R	89-05	MACK CH All CH Models with Hendrickson HA Series Air Suspension	
R	91-07	CL All CL600, CL700 Models with Hendrickson HA Series Air Suspension	
R	98-05	CX All CH Models with Hendrickson HA Series Air Suspension	
R		MC NEILUS TRUCK & MAN. VARIOUS	
R		SAF HOLLAND TRUCK & TRACTOR AIR SUSPENSION (TAG AXLE)	
R		VOLVO VOCATIONAL TRUCKS	
R		WESTERN STAR 3800 SERIES - HERITAGE CLASS	
R		4800 & 4900 SERIES - CONSTELLATION CLASS	
R		4800 & 4900 SERIES - HERITAGE CLASS	
R		5800 & 5900 SERIES - CONSTELLATION CLASS	
R		5900 & 6900 SERIES - HERITAGE CLASS	
83140	C	415010-802(2)/145148(2)	
R	00-03	FORD F-650 All Models with 23,000 lb Multi-leaf Rear Springs	
R	00-03	F-750 All Models with 23,000 lb Multi-leaf Rear Springs	
F	05-10	HINO 185 All Models with O.E.M. Number	
F	05-14	238 All Models with O.E.M. Number	
F	06-14	258 All Models with O.E.M. Number	
F	05-14	268 All Models with O.E.M. Number	
F	08-14	268A All Models with O.E.M. Number	
F	05-08	308 All Models with O.E.M. Number	
F	05-14	338 All Models with O.E.M. Number	
F	08-14	358 All Models with O.E.M. Number	
83141	D	415010-802(2)/145148(2)	
F	98-04	HINO FB1817 All FE Models Trucks with:	
F	98-04	FE SERIES	
F	03	FF3020	
F	98-02	FF3020 All FF Models Trucks with O.E.M. Number	
F	86-91	SG19 All SG19	
F	92	SG20 All SG20	
F	86	SG22 All SG22 Straight Truck	
F	87-92	SG23 All SG23 Straight Truck	
F	89-92	SG231 All SG231 Tractor	
F	98-02	SG3320 All SG Models Trucks with O.E.M. Number	
F	93-97	SG3320 All SG3320 (SG4H)	
F	93-97	SG3323 All SG3323 (SG1H) Straight Truck	
F	93-96	SG5523 All SG5523 (SG1HD) Tractor	
F	86	SG SERIES	
83142	C	145128 (1)	
R	20-23	AUTOCAR LLC. DC-64 All Models with Hendrickson HMX 400 Haulmax with 17.5" & 18.5" Saddle	
R	08-23	XPEDITOR All 6 X 4 Models with Hendrickson HMX 400/460 Haulmax with 17.5" & 18.5" Saddle	
R	13	XPERT	
R	14-23	XPERT All 6 X 4 Models with Hendrickson HMX 400 Haulmax with 17.5" & 18.5" Saddle	
R	12	XPERT All 6 X 4 Models with Hendrickson HMX 400 Haulmax with 17.5" & 18.5" Saddle	

Numerical listing

Shock	POP	Alternative No.	MTG Acc. Supplied
Pos.	Year	Application	
83142	C (cont)	145128 (1)	
R	11-17	CATERPILLAR CT660 All Models with Hendrickson HMX 400/460 Haulmax with 17.5" & 18.5" Saddle	
R	14-17	CT681 All Models with Hendrickson HMX 400/460 Haulmax with 17.5" & 18.5" Saddle	
R	12-24	FREIGHTLINER 108SD All Models with Hendrickson HMX 400/460 Haulmax with 17.5" & 18.5" Saddle	
R	12-24	114SD All Models with Hendrickson HMX 400/460 Haulmax with 17.5" & 18.5" Saddle	
R	13-23	122SD All Models with Hendrickson HMX 400/460 Haulmax with 17.5" & 18.5" Saddle	
R	02-07	CONDOR All Models with Hendrickson HMX 400/460 Haulmax with 17.5" & 18.5" Saddle	
R	05-21	M2 All Models with Hendrickson HMX 400/460 Haulmax with 17.5" & 18.5" Saddle	
R	02-10	M2 100 All Models with Hendrickson HMX 400/460 Haulmax with 17.5" & 18.5" Saddle	
R	02-24	M2 106 All Models with Hendrickson HMX 400/460 Haulmax with 17.5" & 18.5" Saddle	
R	03-24	M2 112 All Models with Hendrickson HMX 400/460 Haulmax with 17.5" & 18.5" Saddle	
R		HENDRICKSON TRUCK SUSPENSION SYSTEMS ADDITIONAL APPLICATIONS	
R	19-22	INTERNATIONAL HV607 All Models with Hendrickson HMX 400/460 Haulmax with 17.5" & 18.5" Saddle	
R	19-22	HV613 All Models with Hendrickson HMX 400/460 Haulmax with 17.5" & 18.5" Saddle	
R	17-22	HX515 All Models with Hendrickson HMX 400/460 Haulmax with 17.5" & 18.5" Saddle	
R	18-22	HX520 All Models with Hendrickson HMX 400/460 Haulmax with 17.5" & 18.5" Saddle	
R	17-22	HX615 All Models with Hendrickson HMX 400/460 Haulmax with 17.5" & 18.5" Saddle	
R	17-22	HX620 All Models with Hendrickson HMX 400/460 Haulmax with 17.5" & 18.5" Saddle	
R	12-21	KENWORTH T440	
R	10-19	T470	
R	22-24	T480 All Models with Hendrickson HMX 400/460 Haulmax with 17.5" & 18.5" Saddle	
R	13-23	T680 All Models with Hendrickson HMX 400/460 or 520 Haulmax with 17.5" & 18.5" Saddle	
R	01-24	T800 All Models with Hendrickson HMX 400/460 Haulmax with 17.5" & 18.5" Saddle	
R	14-24	T880 All Models with Hendrickson HMX 400/460 or 520 Haulmax with 17.5" & 18.5" Saddle	
R	01-24	W900 All Models with Hendrickson HMX 400/460 Haulmax with 17.5" & 18.5" Saddle	
R	19-23	W990 All Models with Hendrickson HMX 400/460 or 520 Haulmax with 17.5" & 18.5" Saddle	
R	18-23	MACK ANTHEM All Models with Hendrickson HMX 400/460 Haulmax with 17.5" & 18.5" Saddle	
R	02-08	CV All Models with Hendrickson HMX 400/460 Haulmax with 17.5" & 18.5" Saddle	
R	01-14	GRANITE	
R	15-24	GRANITE All Models with Hendrickson HMX 400/460 Haulmax with 17.5" & 18.5" Saddle	
R	10	LE All Models with Hendrickson HMX 400/460 Haulmax with 17.5" & 18.5" Saddle	
R	01-07	LE All Models with Hendrickson HMX 400/460 Haulmax with 17.5" & 18.5" Saddle	
R	08-16	LEU All Models with Hendrickson HMX 400/460 Haulmax with 17.5" & 18.5" Saddle	
R	08	MR	

83000 Series

Shock	POP	Alternative No.	MTG Acc. Supplied
Pos.	Year	Application	
83142	C (cont)	145128 (1)	
R	01-07	MR All MR600 Models with Hendrickson HMX 400/460 Haulmax with 17.5" or 18.5" Saddle Height	
R		MC NEILUS TRUCK & MAN. VARIOUS	
R	01-18	PETERBILT 320 All Models with Hendrickson HMX 400/460 Haulmax with 17.5" & 18.5" Saddle	
R	10-23	348 All Models with Hendrickson HMX 400/460 Haulmax with 17.5" & 18.5" Saddle	
R	02-08	357 All Models with Hendrickson HMX 400/460 Haulmax with 17.5" & 18.5" Saddle	
R	08-23	365 All Models with Hendrickson HMX 400/460 Haulmax with 17.5" & 18.5" Saddle	
R	08-24	367 All Models with Hendrickson HMX 400/460 Haulmax with 17.5" & 18.5" Saddle	
R	08-15	388 All Models with Hendrickson HMX 400/460 Haulmax with 17.5" & 18.5" Saddle	
R	08-24	389 All Models with Hendrickson HMX 400/460 Haulmax with 17.5" & 18.5" Saddle	
R	17-24	520 All Models with Hendrickson HMX 400/460 Haulmax with 17.5" & 18.5" Saddle	
R	22-24	548 All Models with Hendrickson HMX 400/460 Haulmax with 17.5" & 18.5" Saddle	
R	14-24	567 All Models with Hendrickson HMX 400/460 Haulmax with 17.5" & 18.5" Saddle	
R	19-23	PIERCE MFG. INC. VARIOUS	
R	01-23	VOLVO VHD All Models with Hendrickson HMX 400/460 Haulmax with 17.5" & 18.5" Saddle	
R	22-24	WESTERN STAR 47X All Models with Hendrickson HMX 400/460 Haulmax with 17.5" & 18.5" Saddle	
R	21-24	49X All Models with Hendrickson HMX 400/460 Haulmax with 17.5" & 18.5" Saddle	
R	01-02	4900 All Models with Hendrickson HMX 400/460 Haulmax with 17.5" & 18.5" Saddle	
R	01-02	4900E All Models with Hendrickson HMX 400/460 Haulmax with 17.5" & 18.5" Saddle	
R	02-22	4900EX All Models with Hendrickson HMX 400/460 Haulmax with 17.5" & 18.5" Saddle	
R	02-23	4900FA All Models with Hendrickson HMX 400/460 Haulmax with 17.5" & 18.5" Saddle	
R	02-23	4900SA All Models with Hendrickson HMX 400/460 Haulmax with 17.5" & 18.5" Saddle	
83143	C	145128 (1)	
R	20-23	AUTOCAR LLC. DC-64 All Models with Hendrickson HMX 400 Haulmax with 16.5" Saddle	
R	08-23	XPEDITOR All 6 X 4 Models with Hendrickson HMX 400/460 Haulmax with 16.5" Saddle	
R	13	XPERT	
R	14-23	XPERT All 6 X 4 Models with Hendrickson HMX 400 Haulmax with 16.5" Saddle	
R	12	XPERT All 6 X 4 Models with Hendrickson HMX 400 Haulmax with 16.5" Saddle	
R	11-17	CATERPILLAR CT660 All Models with Hendrickson HMX 400/460 Haulmax with 16.5" Saddle	
R	14-17	CT681 All Models with Hendrickson HMX 400/460 Haulmax with 16.5" Saddle	
R		CRANE CARRIER VARIOUS	
R	12-24	FREIGHTLINER 108SD All Models with Hendrickson HMX 400/460 Haulmax with 16.5" Saddle	
R	12-24	114SD All Models with Hendrickson HMX 400/460 Haulmax with 16.5" Saddle	
R	13-23	122SD All Models with Hendrickson HMX 400/460 Haulmax with 16.5" Saddle	
R	02-07	CONDOR All Models with Hendrickson HMX 400/460 Haulmax with 16.5" Saddle	

Numerical listing

Shock	POP	Alternative No.	MTG Acc. Supplied
Pos.	Year	Application	
83143	C (cont)	145128 (1)	
R	05-21	M2 All Models with Hendrickson HMX 400/460 Haulmax with 16.5" Saddle	
R	02-10	M2 100 All Models with Hendrickson HMX 400/460 Haulmax with 16.5" Saddle	
R	02-24	M2 106 All Models with Hendrickson HMX 400/460 Haulmax with 16.5" Saddle	
R	03-24	M2 112 All Models with Hendrickson HMX 400/460 Haulmax with 16.5" Saddle	
R		HENDRICKSON TRUCK SUSPENSION SYSTEMS ADDITIONAL APPLICATIONS	
R	00-17	INTERNATIONAL 5900I All Models with Hendrickson HMX 400/460 Haulmax with 16.5" Saddle	
R	02-20	7300 All Models with Hendrickson HMX 400/460 Haulmax with 16.5" Saddle	
R	02-20	7400 All Models with Hendrickson HMX 400/460 Haulmax with 16.5" Saddle	
R	02-20	7500 All Models with Hendrickson HMX 400/460 Haulmax with 16.5" Saddle	
R	08	7600	
R	09-17	7600 All Models with Hendrickson HMX 400/460 Haulmax with 16.5" Saddle	
R	03-07	7600 All Models with Hendrickson HMX 400/460 Haulmax with 16.5" Saddle	
R	05-07	7700 All Models with Hendrickson HMX 400/460 Haulmax with 16.5" Saddle	
R	19-22	HV607 All Models with Hendrickson HMX 400/460 Haulmax with 16.5" Saddle	
R	19-22	HV613 All Models with Hendrickson HMX 400/460 Haulmax with 16.5" Saddle	
R	17-22	HX515 All Models with Hendrickson HMX 400/460 Haulmax with 16.5" Saddle	
R	18-22	HX520 All Models with Hendrickson HMX 400/460 Haulmax with 16.5" Saddle	
R	17-22	HX615 All Models with Hendrickson HMX 400/460 Haulmax with 16.5" Saddle	
R	17-22	HX620 All Models with Hendrickson HMX 400/460 Haulmax with 16.5" Saddle	
R	10-13	PAYSTAR - 5000 SERIES	
R	10-14	WORKSTAR - 7000 SERIES	
R	08-23	KENWORTH T270 All Models with Hendrickson HMX 400/460 Haulmax with 16.5" Saddle	
R	08-23	T370 All Models with Hendrickson HMX 400/460 Haulmax with 16.5" Saddle	
R	12-21	T440	
R	10-19	T470	
R	22-24	T480 All Models with Hendrickson HMX 400/460 Haulmax with 16.5" Saddle	
R	13-23	T680 All Models with Hendrickson HMX 400/460 or 520 Haulmax with 16.5" Saddle	
R	01-24	T800 All Models with Hendrickson HMX 460 Haulmax with 16.5" Saddle	
R	14-24	T880 All Models with Hendrickson HMX 400/460 or 520 Haulmax with 16.5" Saddle	
R	01-24	W900 All Models with Hendrickson HMX 400/460 Haulmax with 16.5" Saddle	
R	19-23	W990 All Models with Hendrickson HMX 400/460 or 520 Haulmax with 16.5" Saddle	
R	18-23	MACK ANTHEM All Models with Hendrickson HMX 400/460 Haulmax with 16.5" Saddle	
R	02-08	CV All Models with Hendrickson HMX 400/460 Haulmax with 16.5" Saddle	
R	01-14	GRANITE	
R	15-24	GRANITE All Models with Hendrickson HMX 400/460 Haulmax with 16.5" Saddle	

Numerical listing

Shock	POP	Alternative No.	MTG Acc. Supplied
Pos.	Year	Application	
83143	C (cont)	145128 (1)	
R	10	LE All Models with Hendrickson HMX 400/460 Haulmax with 16.5" Saddle	
R	01-07	LE All Models with Hendrickson HMX 400/460 Haulmax with 16.5" Saddle	
R	08-15	LEU All Models with Hendrickson HMX 400/460 Haulmax with 16.5" Saddle	
R	08	MR	
R	01-07	MR All MR600 Models with Hendrickson HMX 400/460 Haulmax with 16.5" Saddle	
R		MC NEILUS TRUCK & MAN. VARIOUS	
R	01-18	PETERBILT 320 All Models with Hendrickson HMX 400/460 Haulmax with 16.5" Saddle	
R	10-23	348 All Models with Hendrickson HMX 400/460 Haulmax with 16.5" Saddle	
R	02-08	357 All Models with Hendrickson HMX 400/460 Haulmax with 16.5" Saddle	
R	08-23	365 All Models with Hendrickson HMX 400/460 Haulmax with 16.5" Saddle	
R	08-24	367 All Models with Hendrickson HMX 400/460 Haulmax with 16.5" Saddle	
R	08-15	388 All Models with Hendrickson HMX 400/460 Haulmax with 16.5" Saddle	
R	08-24	389 All Models with Hendrickson HMX 400/460 Haulmax with 16.5" Saddle	
R	17-22	520 All Models with Hendrickson HMX 400/460 Haulmax with 16.5" Saddle	
R	22-24	548 All Models with Hendrickson HMX 400/460 Haulmax with 16.5" Saddle	
R	14-24	567 All Models with Hendrickson HMX 400/460 Haulmax with 16.5" Saddle	
R	19-23	PIERCE MFG. INC. VARIOUS	
R	01-23	VOLVO VHD All Models with Hendrickson HMX 400/460 Haulmax with 16.5" Saddle	
R	22-24	WESTERN STAR 47X All Models with Hendrickson HMX 400/460 Haulmax with 16.5" Saddle	
R	21-24	49X All Models with Hendrickson HMX 400/460 Haulmax with 16.5" Saddle	
R	01-02	4900 All Models with Hendrickson HMX 400/460 Haulmax with 16.5" Saddle	
R	01-02	4900E All Models with Hendrickson HMX 400/460 Haulmax with 16.5" Saddle	
R	02-22	4900EX All Models with Hendrickson HMX 400/460 Haulmax with 16.5" Saddle	
R	02-23	4900FA All Models with Hendrickson HMX 400/460 Haulmax with 16.5" Saddle	
R	02-23	4900SA All Models with Hendrickson HMX 400/460 Haulmax with 16.5" Saddle	
83144	D		
R		HENDRICKSON TRUCK SUSPENSION SYSTEMS HAS - SERIES	
F	00-03	HOLIDAY RAMBLER CLASS A MOTORHOMES	
R		INTERNATIONAL WORKSTAR - 7000 SERIES	
F	00-07	MONACO COACH CLASS A MOTORHOMES	
83147	B		
R		HENDRICKSON TRUCK SUSPENSION SYSTEMS VARIOUS	
R	04-07	MACK CHU	
R	08-19	CHU All CHU-613 Models with Hendrickson 38,000 lb Rear Air Suspension	
R	05-08	CXN All CXN-613 Models with Hendrickson 38,000 lb Rear Air Suspension	

83000 Series

Shock	POP	Alternative No.	MTG Acc. Supplied
Pos.	Year	Application	
83147	B (cont)		
R	15-19	GRANITE All GU713 or GU813 Models with Hendrickson 38,000 lb Rear Air Suspension	
R	08-19	GU7 All GU713 Models with Hendrickson 38,000 lb Rear Air Suspension	
R	08-19	GU8 All GU813 Models with Hendrickson 38,000 lb Rear Air Suspension	
R	10-17	TD700 All TD-713 Models with Hendrickson 38,000 lb Rear Air Suspension	
R	08-17	TITAN All Models with Hendrickson 38,000 lb Rear Air Suspension	
R		MC NEILUS TRUCK & MAN. VARIOUS	
R		THOMAS VARIOUS	
83148	D		
R	20	FORD F-650	
R	21-24	F-650 All Models with Hendrickson Rear Air Suspension	
R	15-19	F-650 All Models with Hendrickson Rear Air Suspension	
R	20	F-750	
R	21-24	F-750 All Models with Hendrickson Rear Air Suspension	
R	15-19	F-750 All Models with Hendrickson Rear Air Suspension	
R		HENDRICKSON TRUCK SUSPENSION SYSTEMS ADDITIONAL APPLICATIONS	
R		COMFORT AIR - SERIES	
R		HINO ADDITIONAL APPLICATIONS	
R		MC NEILUS TRUCK & MAN. VARIOUS	
83149	D		
R		HENDRICKSON TRUCK SUSPENSION SYSTEMS HAS - SERIES	
83150	C		
R		SAF HOLLAND TRAILER AIR SUSPENSION	
83154	C	145089-000 (1)	
R	98-23	FREIGHTLINER MT45 All Walkin Step Van Models (18 Foot) with O.E.M. Number	
R		MT55	
R	00-02	XCS CHASSIS	
83157	D		
F	99-20	FREIGHTLINER MT45 All MT45 Step Van - w/35" Front Spring	
F	99-20	MT55 All MT55 Step Van - w/35" Front Spring	
83158	D		
R		MOTOR COACH INDUSTRIES ADDITIONAL APPLICATIONS	
83159	D	TR0027 (4)	
R	16-23	CHEVROLET LCF 3500 All	
R	18	LCF 3500HD	
R	16-17	LCF 3500HD All	
R	19-22	SILVERADO 4500 HD All Diesel Low Cab Forward models with 14,000 to 15,000 lb Rear	
R	19-22	SILVERADO 4500 HD All Diesel Low Cab Forward models with 15,000 to 16,000 lb Rear	
R	19-22	SILVERADO 5500 HD All Diesel Low Cab Forward models with 14,000 to 15,000 lb Rear	
R	19-22	SILVERADO 5500 HD All Diesel Low Cab Forward models with 15,000 to 16,000 lb Rear	
R	19-22	SILVERADO 5500 HD All Diesel Low Cab Forward models with 15,000 to 16,000 lb Rear	
R	05-09	ISUZU FTR All Models with O.E.M. Number	
R	19	NPR	
R	95-18	NPR All Models with O.E.M. Number	
R	20-23	NPR-HD All Models with 14,000 to 15,000 lb Rear	
R	20-23	NPR-HD All Models with 15,000 to 16,000 lb Rear	
R	03-19	NPR-HD All Models with O.E.M. Number	
R	23	NPR-XD	
R	15-22	NPR-XD All Models with 14,000 to 15,000 lb GVW	

Numerical listing

Shock	POP	Alternative No.	MTG Acc. Supplied
Pos.	Year	Application	
83159	D (cont)	TR0027 (4)	
R	15-22	NPR-XD All Models with 15,000 to 16,000 lb Rear	
R	20-23	NQR All Models with 15,000 to 16,000 lb Rear	
R	03-19	NQR All Models with O.E.M. Number	
R	02	NQR All Diesel	
R	95-97	NQR All Diesel	
R	20-23	NRR All Models with 15,000 to 16,000 lb Rear	
R	05-19	NRR All Models with O.E.M. Number	
R	11-15	REACH All Models with O.E.M. Number	
83160	D		
F	06	COACHMEN CROSS COUNTRY	
F	03-05	CROSS COUNTRY ELITE	
F	03-05	CROSS COUNTRY SE	
F	02-06	FLEETWOOD BOUNDER All MotorHomes with Freightliner XC Chassis and AS120 Front Suspension	
F	02-06	DISCOVERY All MotorHomes with Freightliner XC Chassis and AS120 Front Suspension	
F	02-06	EXCURSION All MotorHomes with Freightliner XC Chassis and AS120 Front Suspension	
F	02-06	EXPEDITION All MotorHomes with Freightliner XC Chassis and AS120 Front Suspension	
F	04-06	PROVIDENCE All MotorHomes with Freightliner XC Chassis and AS120 Front Suspension	
F	02-04	FOREST RIVER REFLECTION	
F	02-06	TSUNAMI	
F	93-07	FREIGHTLINER VC CHASSIS	
F		XB CHASSIS	
F		XC CHASSIS	
F	93-12	XC CHASSIS	
F	01-02	XCS CHASSIS	
F	03-06	GULF STREAM ATRIUM	
F	02-06	FRIENDSHIP	
F	02	INDEPENDENCE All MotorHomes with Freightliner XC Chassis and AS120 Front Suspension	
F	02-06	SCENIC CRUISER	
F	02-04	YELLOWSTONE	
F	95-99	HOLIDAY RAMBLER CLASS A MOTORHOMES	
F	02-06	ITASCA CLASS A MOTORHOMES	
F	04-06	KING OF THE ROAD CLASS A MOTORHOMES	
F	04-06	MANDALAY COACH CLASS A MOTORHOMES	
F	95-99	MONACO COACH VARIOUS	
F	02-06	NEWMAR CLASS A MOTORHOMES	
F	02-06	THOR MOTOR COACH CLASS A MOTORHOMES	
F	02-06	WINNEBAGO JOURNEY All MotorHomes with Freightliner XC Chassis and AS120 Front Suspension	
F	06	TOUR All MotorHomes with Freightliner XC Chassis and AS120 Front Suspension	
F	06	VECTRA All MotorHomes with Freightliner XC Chassis and AS120 Front Suspension	
83162	D	140780(1)/145116 & 406422 & 415010-802(1)	
F	87-93	ISUZU EVR All EVR Models	
F	86	FSR	
F	87-92	FSR All FSR Models	
F	94-96	FVR All FVR Short & Middle Chassis	
F	88-92	FVR All FVR Short & Middle Chassis	
F	05-11	MITSUBISHI FUSO FM330 All Models with O.E.M. Number	
F	89-91	UD 550T All Models with O.E.M. Number	
F	92-94	600T All Models with O.E.M. Number	
F	89-13	2600 All Models with O.E.M. Number	
F	89-94	2800 All Models with O.E.M. Number	
F	95-00	3000 All Models with O.E.M. Number	

Numerical listing

Shock	POP	Alternative No.	MTG Acc. Supplied
Pos.	Year	Application	
		140780(1)/145116 & 406422 & 415010- 802(1)	
83162	D (cont)		
F	89-91	3000	All Models with O.E.M. Number
F	92-94	3000HD	All Models with O.E.M. Number
F	92-94	3000SD	All Models with O.E.M. Number
F	99-13	3300	All Models with O.E.M. Number
F	89-94	3300	All Models with O.E.M. Number
83163	C		
F	06-09	IC CORPORATION CE SCHOOL BUS	
F	10-23	CE SCHOOL BUS All CE Model School Buses (71 Capacity) with 9,000 to 10,000 lb Front Suspension	
F	08-09	INTERNATIONAL 4300 All Models with 9,000 to 10,000 lb Front Suspension	
F	08-09	4400	All Models with 9,000 to 10,000 lb Front Suspension CXT SERIES
F	15-19	DURASTAR All Models with 9,000 to 10,000 lb Front Suspension	
F	13	DURASTAR All Models with 9,000 to 10,000 lb Front Suspension	
F	19-22	MV607	All Models with 9,000 to 10,000 lb Front Suspension
F	20	MV All Models with 9,000 to 10,000 lb Front Suspension	
F	19-22	PIERCE MFG. INC. VARIOUS	
83164	D		
F		FREIGHTLINER MP 14 MP 19	
F	99-20	MT45 All MT45 Step Van - w/38" Front Spring	
F	99-20	MT55 All MT55 Step Van - w/38" Front Spring	
83166	C		
R		HENDRICKSON TRUCK SUSPENSION SYSTEMS ADDITIONAL APPLICATIONS	
R	08-14	HINO 238 All Models with Hendrickson Comfort Air (Single Axle - 19K)	
R	08-23	258 All Models with Hendrickson Comfort Air (Single Axle - 19K)	
R	08-14	258ALP All Models with Hendrickson Comfort Air (Single Axle - 19K)	
R	08-23	268 All Models with Hendrickson Comfort Air (Single Axle - 19K)	
R	08-14	268A All Models with Hendrickson Comfort Air (Single Axle - 19K)	
R	08-23	338 All Models with Hendrickson Comfort Air (Single Axle - 21K & 23K)	
R	08-23	358 All Models with Hendrickson Comfort Air (Single Axle - 21K & 23K)	
R	22-23	L6	
R	21	L6 All Models with Hendrickson Comfort Air (Single Axle - 19K)	
R	22-23	L7	
R	21	L7 All Models with Hendrickson Comfort Air (Single Axle - 21K & 23K)	
R	22-23	L8	
R	21	L8 All Models with Hendrickson Comfort Air (Single Axle - 21K & 23K)	
R	22-23	XL7	
R	21	XL7 All Models with Hendrickson Comfort Air (Single Axle - 21K & 23K)	
R	22-23	XL8	
R	21	XL8 All Models with Hendrickson Comfort Air (Single Axle - 21K & 23K)	
R	21	XL8 All Models with Hendrickson Comfort Air (Tandem Axle - 46K)	
R		LION LION 6	
R		LION 8	
R		OSHKOSH MOTOR TRUCK CO. VARIOUS	
83168	D		
R	21-24	FORD F-650 All Models with Hendrickson Rear Air Suspension	

83000 Series

Shock	POP	Alternative No.	MTG Acc. Supplied
Pos.	Year	Application	
83168	D (cont)		
R	15-19	F-650	All Models with Hendrickson Rear Air Suspension
R	21-24	F-750	All Models with Hendrickson Rear Air Suspension
R	15-19	F-750	All Models with Hendrickson Rear Air Suspension
R		HINO 268, 268A SERIES	
R		MC NEILUS TRUCK & MAN. VARIOUS	
83169	D		
F	08-15	IC CORPORATION BE SCHOOL BUS All School Buses with 7,000 lb Front Axles	
F	13-18	CE SCHOOL BUS All CE Model School Buses with 6,000 to 8,000 lb Front Axles	
F	13-18	INTERNATIONAL CE SERIES SCHOOL BUS	
F	15-20	DURASTAR All Models with 6,000 to 8,000 lb Front Suspension	
F	13	DURASTAR All Models with 6,000 to 8,000 lb Front Suspension	
F	13-18	DURASTAR - 4300, 4400 SERIES	
F	19	MV SERIES	
83175	D		
F	14	FORD F-650	
F	15	F-650 All Models with 10,000 lb Front Suspension	
F	00-13	F-650 All Models with 10,000 lb Front Suspension	
F	14	F-750	
F	15	F-750 All Models with 10,000 lb Front Suspension	
F	00-13	F-750 All Models with 10,000 lb Front Suspension	
F	00-15	GLAVAL BUS CO. CONCORDE II - SERIES	
F	00-15	STARCAST BUS CO. ALLSTAR XL & XLT - SERIES	
83176	W		
		VARIOUS STEERING STABILIZER	
83180	W		
R	14	INTERNATIONAL TERRASTAR All 4 WD Models with Rear Spring Suspension	
83203	B		
F		CHANCE COACH TRANSIT BUS VARIOUS	
R		DURA SUSPENSION VARIOUS	
R		FRUEHAUF VARIOUS	
F		HIGHWAY PRODUCT VARIOUS	
R		HUTCHENS SUSPENSION VARIOUS	
F		ORION BUS VARIOUS	
R		PAGE SUSPENSION VARIOUS	
R		REYCO SUSPENSION TRAILER	
R		RIDEWELL CORP. BUS AND R.V. AIR-RIDES	
R		TRAILER AIR-RIDES	
R		TRUCK AIR-RIDES	
R		SAF HOLLAND TRUCK & TRACTOR AIR SUSPENSION (TAG AXLE)	
R		TUTHILL TECHNOLOGIIES TRAILER	
R		WABASH NATIONAL VARIOUS	
R		WATSON & CHALIN MFG. INC. LWL-1100-SR SELF STEER AXLE SUSPENSION	
R		TRAILER AIR SUSPENSION	
R		VARIOUS	
R		WCTA-1200 SERIES TRAILER AIR SUSPENSION	
R		WCTA SERIES DUMP TRAILER AIR SUSPENSION	
R		WCTA SERIES TRAILER AIR SUSPENSION	
R		WCWB SERIES TRAILER AIR SUSPENSION	
83204	D		
F		DUPLEX VARIOUS	
R		DURA SUSPENSION VARIOUS	
R		PAGE SUSPENSION VARIOUS	
R		SAF HOLLAND TRUCK, BUS & MOTORHOME AIR SUSPENSIONS	
R		TRUCK & TRACTOR AIR SUSPENSION (TAG AXLE)	
R		TRAILMOBILE CANADA CORP. VARIOUS	

Numerical listing

Shock	POP	Alternative No.	MTG Acc. Supplied
Pos.	Year	Application	
83204	D (cont)		
R		TUTHILL TECHNOLOGIIES TRAILER	
R		WATSON & CHALIN MFG. INC. HEAVY DUTY TRAILER AIR SUSPENSION	
R		LIGHT WEIGHT TRAILER AIR SUSPENSION	
R		LWSL-1100-SR SELF STEER AXLE SUSPENSION	
R		VARIOUS	
R		WCAL-2200 SERIES PUSHER OR TAG AXLE ASSEMBLY	
R		WCTA SERIES DUMP TRAILER AIR SUSPENSION	
R		WCTA SERIES TRAILER AIR SUSPENSION	
R		WCWB SERIES TRAILER AIR SUSPENSION	
83207	C		
R		ADVANCE MIXER VARIOUS	
F		BROCKWAY SCHOOL BUS VARIOUS	
F		CHANCE COACH TRANSIT BUS VARIOUS	
F	73-80	CHEVROLET 5, 50, 5000 & 5500 SERIES	
F	73-75	6, 60, 6000 & 6500 SERIES	
R		DURA SUSPENSION VARIOUS	
R		GILLIG VARIOUS	
F	73-80	GMC 5000 SERIES	
F	73-75	6000 SERIES	
F	73-75	6500 SERIES	
R		GREAT DANE TRAILER VARIOUS	
R		HARDEE MFG. VARIOUS	
R		HENDRICKSON TRUCK SUSPENSION SYSTEMS HN - SERIES	
R		HIGHWAY PRODUCT VARIOUS	
F		INTERNATIONAL SERIES 9300, 9300I, 9400 & 9400I LONG HOOD CONV.	
F		SERIES 9600 & 9700 PREMIUM CABOVER TRACTOR	
R		SERIES 9600 & 9700 PREMIUM CABOVER TRACTOR	
F		SERIES 9800 - PREMIUM CABOVER TRACTOR	
F		SERIES 9900, 9900I, 9900IX LONG HOOD CONV. TRUCK	
F		MACK ADDITIONAL APPLICATIONS	
F	75-79	ADDITIONAL APPLICATIONS F SERIES	
F	81-91	R All Models with O.E.M. Number	
F	07	RD All Models with O.E.M. Number	
F	81-04	RD All Models with O.E.M. Number	
R		MC NEILUS TRUCK & MAN. VARIOUS	
F		NATIONAL COACH CORP. VARIOUS	
R		REYCO SUSPENSION TRAILER	
R		RIDEWELL CORP. TRAILER AIR-RIDES	
R		TRUCK AIR-RIDES	
R		SAF HOLLAND TRAILER AIR SUSPENSION	
R		TRUCK & TRACTOR AIR SUSPENSION (TAG AXLE)	
R		TRAILMOBILE CANADA CORP. VARIOUS	
R		TUTHILL TECHNOLOGIIES TRAILER	
R		TWIN COACH VARIOUS	
R		WABASH NATIONAL VARIOUS	
83209	C		
R		ADVANCE MIXER VARIOUS	
R	66-72	CHEVROLET 7, 70 & 7000 SERIES	
F	09	COACHMEN AURORA	
F	07	AURORA	
F	08	AURORA All MotorHomes with Ford F53 Chassis with 16,000 lb GVW to 22,000 lb GVW	
F	04-06	AURORA All MotorHomes with Ford F53 Chassis with 16,000 lb GVW to 22,000 lb GVW	
F	21-24	ENCORE All MotorHomes with Ford F53 Chassis with 16,000 lb GVW to 22,000 lb GVW	
F	11-16	ENCOUNTER All MotorHomes with Ford F53 Chassis with 16,000 lb GVW to 22,000 lb GVW	
F	99-07	MIRADA	

Numerical listing

Shock	POP	Alternative No.	MTG Acc. Supplied
Pos.	Year	Application	
83209		C (cont)	
F	08-24	MIRADA	All MotorHomes with Ford F53 Chassis with 16,000 lb GVW to 22,000 lb GVW
F	04-12	PURSUIT	
F	13-24	PURSUIT	All MotorHomes with Ford F53 Chassis with 16,000 lb GVW to 22,000 lb GVW
F	00-14	DAMON CHALLENGER	All MotorHomes with Ford F53 Chassis with 16,000 lb GVW to 22,000 lb GVW
F	12-13	DAYBREAK	
F	99	DAYBREAK	
F	00-11	DAYBREAK	All MotorHomes with Ford F53 Chassis with 16,000 lb GVW to 22,000 lb GVW
F	99	INTRUDER	
F	00-07	INTRUDER	All MotorHomes with Ford F53 Chassis with 16,000 lb GVW to 22,000 lb GVW
F	12-14	OUTLAW	
F	07-11	OUTLAW	All MotorHomes with Ford F53 Chassis with 16,000 lb GVW to 22,000 lb GVW
F	19-24	ENTEGR COACH EMBLEM	All MotorHomes with Ford F53 Chassis with 16,000 lb GVW to 22,000 lb GVW
F	19-24	VISION	All MotorHomes with Ford F53 Chassis with 16,000 lb GVW to 22,000 lb GVW
F	19-20	FLEETWOOD AXON	
F	18	AXON	All MotorHomes with Ford F53 Chassis with 16,000 lb GVW to 22,000 lb GVW
F	00-24	BOUNDER	All MotorHomes with Ford F53 Chassis with 16,000 lb GVW to 22,000 lb GVW
F	15-24	FLAIR	All MotorHomes with Ford F53 Chassis with 16,000 lb GVW to 22,000 lb GVW
F	00-07	FLAIR	All MotorHomes with Ford F53 Chassis with 16,000 lb GVW to 22,000 lb GVW
F	23-24	FLEX	All MotorHomes with Ford F53 Chassis with 16,000 lb GVW to 22,000 lb GVW
F	20-24	FORTIS	All MotorHomes with Ford F53 Chassis with 16,000 lb GVW to 22,000 lb GVW
F	00-23	SOUTHWIND	All MotorHomes with Ford F53 Chassis with 16,000 lb GVW to 22,000 lb GVW
F	11-18	STORM	All MotorHomes with Ford F53 Chassis with 16,000 lb GVW to 22,000 lb GVW
F	01-07	STORM	All MotorHomes with Ford F53 Chassis with 16,000 lb GVW to 22,000 lb GVW
R	81-91	FORD CL9000	All Models with Single Rear Axle Suspension
R	78-80	CL & CLT SERIES	- HIGHWAY TRACTOR TILT CAB
R	81-91	CLT9000	All Models with Single Rear Axle Suspension
F	05	F-53 MOTORHOME CHASSIS	
F	98	F-53 MOTORHOME CHASSIS	
F	06-23	F-53 MOTORHOME CHASSIS	All F53 Chassis with 16,000 lb GVW to 22,000 lb GVW
F	99-04	F-53 MOTORHOME CHASSIS	All F53 Chassis with 16,000 lb GVW to 22,000 lb GVW
F	88-97	F-53 MOTORHOME CHASSIS	All F53 Chassis with 16,000 lb GVW to 22,000 lb GVW
R	73-77	W AND WT SERIES	- HI TILT CAB HIGHWAY TRACTOR
F	13-23	FOREST RIVER FR3	All MotorHomes with Ford F53 Chassis with 16,000 lb GVW to 22,000 lb GVW
F	08-17	GEORGETOWN	All MotorHomes with Ford F53 Chassis with 16,000 lb GVW to 22,000 lb GVW
F	16-23	GEORGETOWN GT3	All MotorHomes with Ford F53 Chassis with 16,000 lb GVW to 22,000 lb GVW
F	17-23	GEORGETOWN GT5	All MotorHomes with Ford F53 Chassis with 16,000 lb GVW to 22,000 lb GVW

83000 Series

Shock	POP	Alternative No.	MTG Acc. Supplied
Pos.	Year	Application	
83209		C (cont)	
F	20-23	GEORGETOWN GT7	All MotorHomes with Ford F53 Chassis with 16,000 lb GVW to 22,000 lb GVW
F	99-09	GEORGIE BOY MANUFACTURING	CLASS A MOTORHOMES
R	66-72	GMC 7500 SERIES	
F	11-15	HOLIDAY RAMBLER	ADMIRAL
F	02-06	ADMIRAL	
F	16-24	ADMIRAL	All MotorHomes with Ford F53 Chassis with 16,000 lb GVW to 22,000 lb GVW
F	07-10	ADMIRAL	All MotorHomes with Ford F53 Chassis with 16,000 lb GVW to 22,000 lb GVW
F	00-01	ADMIRAL	All MotorHomes with Ford F53 Chassis with 16,000 lb GVW to 22,000 lb GVW
F	02-06	ADMIRAL SE	All MotorHomes with Ford F53 Chassis with 16,000 lb GVW to 22,000 lb GVW
F	07	ADMIRAL SVE	All MotorHomes with Ford F53 Chassis with 16,000 lb GVW to 22,000 lb GVW
F	16-18	ADMIRAL XE	All MotorHomes with Ford F53 Chassis with 16,000 lb GVW to 22,000 lb GVW
F	15	ENDEAVOR	
F	16-24	ENDEAVOR	All MotorHomes with Ford F53 Chassis with 16,000 lb GVW to 22,000 lb GVW
F	00-14	ENDEAVOR	All MotorHomes with Ford F53 Chassis with 16,000 lb GVW to 22,000 lb GVW
F	10	VACATIONER	
F	08	VACATIONER	
F	11-24	VACATIONER	All MotorHomes with Ford F53 Chassis with 16,000 lb GVW to 22,000 lb GVW
F	09	VACATIONER	All MotorHomes with Ford F53 Chassis with 16,000 lb GVW to 22,000 lb GVW
F	00-07	VACATIONER	All MotorHomes with Ford F53 Chassis with 16,000 lb GVW to 22,000 lb GVW
R		INTERNATIONAL F & S SERIES	9300, 9300I, 9400 & 9400I
R		LONG HOOD CONV.	SERIES 9600 & 9700 PREMIUM
R		CABOVER TRACTOR	SERIES 9900, 9900I, 9900IX
R		HOOD CONV. TRUCK	
F	99-15	ITASCA CLASS A	MOTORHOMES
F	16-24	JAYCO ALANTE	All MotorHomes with Ford F53 Chassis with 16,000 lb GVW to 22,000 lb GVW
F	14-24	PRECEPT	All MotorHomes with Ford F53 Chassis with 16,000 lb GVW to 22,000 lb GVW
F	81-03	MACK DM	All DM Models
F	01-06	LE	All LE 613 Models with O.E.M Number
F	09	LEU	All LEU 613 Models with 18,000 lb Front Axle
F	08	MR	
F	81-07	MR	All MR600 Models with 20,000 lb Front Axle
F	08-19	MRU	All MRU613 Models with O.E.M. Number
F	92-05	RB	All RB 600 Models (Drive Axle)
R		MC NEILUS TRUCK & MAN.	VARIOUS
F	07-08	MONACO COACH	LA PALMA
F	01	LA PALMA	
F	90-99	LA PALMA	
F	12-13	LA PALMA	All MotorHomes with Ford F53 Chassis with 16,000 lb GVW to 22,000 lb GVW
F	09	LA PALMA	All MotorHomes with Ford F53 Chassis with 16,000 lb GVW to 22,000 lb GVW
F	02-06	LA PALMA	All MotorHomes with Ford F53 Chassis with 16,000 lb GVW to 22,000 lb GVW
F	00	LA PALMA	All MotorHomes with Ford F53 Chassis with 16,000 lb GVW to 22,000 lb GVW
F	03-05	MONARCH	
F	90-99	MONARCH	
F	06-14	MONARCH	All MotorHomes with Ford F53 Chassis with 16,000 lb GVW to 22,000 lb GVW

Numerical listing

Shock	POP	Alternative No.	MTG Acc. Supplied
Pos.	Year	Application	
83209		C (cont)	
F	01-02	MONARCH	All MotorHomes with Ford F53 Chassis with 16,000 lb GVW to 22,000 lb GVW
F	99-08	NATIONAL RV CLASS A	MOTORHOMES
F	13-20	NEWMAR	CLASS A MOTORHOMES
F	17-20	NEXUS MAYBACH	All MotorHomes with Ford F53 Chassis with 16,000 lb GVW to 22,000 lb GVW
R		REYCO SUSPENSION DRIVE	AXLE
R		SAF HOLLAND TRAILER AIR	SUSPENSION
R		TRUCK, BUS & MOTORHOME AIR	SUSPENSIONS
R		TRUCK & TRACTOR AIR	SUSPENSION (TAG AXLE)
F	11-24	THOR MOTOR COACH A.C.E	All MotorHomes with Ford F53 Chassis with 16,000 lb GVW to 22,000 lb GVW
F	05-08	CHALLENGER	
F	09-24	CHALLENGER	All MotorHomes with Ford F53 Chassis with 16,000 lb GVW to 22,000 lb GVW
F	04-10	HURRICANE	
F	11-24	HURRICANE	All MotorHomes with Ford F53 Chassis with 16,000 lb GVW to 22,000 lb GVW
F	23-24	INDIGO	All MotorHomes with Ford F53 Chassis with 16,000 lb GVW to 22,000 lb GVW
F	23-24	LUMINATE	All MotorHomes with Ford F53 Chassis with 16,000 lb GVW to 22,000 lb GVW
F	14-24	MIRAMAR	All MotorHomes with Ford F53 Chassis with 16,000 lb GVW to 22,000 lb GVW
F	07-10	OUTLAW	
F	11-23	OUTLAW	All MotorHomes with Ford F53 Chassis with 16,000 lb GVW to 22,000 lb GVW
F	23-24	RESONATE	All MotorHomes with Ford F53 Chassis with 16,000 lb GVW to 22,000 lb GVW
F	06-10	WINDSPORT	
F	11-24	WINDSPORT	All MotorHomes with Ford F53 Chassis with 16,000 lb GVW to 22,000 lb GVW
R		TRAILMOBILE CANADA CORP.	VARIOUS
R		TUTHILL TECHNOLOGIES	DRIVE AXLE
R		WESTERN STAR 3800 SERIES	- HERITAGE CLASS
R		4800 & 4900 SERIES	- CONSTELLATION CLASS
R		4800 & 4900 SERIES	- HERITAGE CLASS
R		5800 & 5900 SERIES	- CONSTELLATION CLASS
R		5900 & 6900 SERIES	- HERITAGE CLASS
F	19-23	WINNEBAGO ADVENTURER	All MotorHomes with Ford F53 Chassis with 16,000 lb GVW to 22,000 lb GVW
F	92-17	ADVENTURER	All MotorHomes with Ford F53 Chassis with 16,000 lb GVW to 22,000 lb GVW
F	18-20	INTENET	All MotorHomes with Ford F53 Chassis with 16,000 lb GVW to 22,000 lb GVW
F	02-17	SIGHTSEER	All MotorHomes with Ford F53 Chassis with 16,000 lb GVW to 22,000 lb GVW
F	16-17	SUNOVA	All MotorHomes with Ford F53 Chassis with 16,000 lb GVW to 22,000 lb GVW
F	02-07	SUNOVA	All MotorHomes with Ford F53 Chassis with 16,000 lb GVW to 22,000 lb GVW
F	16-22	SUNSTAR	All MotorHomes with Ford F53 Chassis with 16,000 lb GVW to 22,000 lb GVW
F	02-04	SUNSTAR	All MotorHomes with Ford F53 Chassis with 16,000 lb GVW to 22,000 lb GVW
F	16-18	SUNSTAR LX	All MotorHomes with Ford F53 Chassis with 16,000 lb GVW to 22,000 lb GVW
F	23	SUNSTAR NPF	

Numerical listing

Shock	POP	Alternative No.	MTG Acc. Supplied
Pos.	Year	Application	
83209	C	(cont)	
F	07-22	VISTA All MotorHomes with Ford F53 Chassis with 16,000 lb GVW to 22,000 lb GVW	
F	02-04	VISTA All MotorHomes with Ford F53 Chassis with 16,000 lb GVW to 22,000 lb GVW	
F	16-18	VISTA LX All MotorHomes with Ford F53 Chassis with 16,000 lb GVW to 22,000 lb GVW	
F	23	VISTA NPF	
83214	D	401754 (4)	
F		DIAMOND REO VARIOUS	
R		EAST MANUFACTURING CORP. VARIOUS	
R		GRANNING SUSPENSION VARIOUS	
F		OSTERLUND TRUCK VARIOUS	
F		OTTAWA VARIOUS	
F		SPARTAN MOTORS VARIOUS	
R		TUTHILL TECHNOLOGIIES TRAILER	
83215	D	401754 (4)	
F		BROCKWAY SCHOOL BUS VARIOUS	
R	86-94	FORD F-600 All Models with O.E.M. Number	
R	80-90	F-600 All Models with 17000 & 18000 lb Rear Axle	
R	86-98	F-700 All Models with O.E.M. Number	
R	80-90	F-700 All Models with 17000 & 18000 lb Rear Axle	
R	86-97	F-800 All Models with O.E.M. Number	
R	80-90	F-800 All Models with 17000 & 18000 lb Rear Axle	
R	90-98	FT900 All Models with shock located forward of rear axle	
R	86-87	HINO FD16 All Models with O.E.M. Number	
R	88-92	FD17 All Models with O.E.M. Number	
R	93-97	FD2218 All (FD5H), FE5H, FF5H	
R	93-97	FD2218LD	
R	93-97	FD2218LP All Models with O.E.M. Number	
R	98	FE2620 All	
R	98	FF SERIES	
R		INTERNATIONAL S SERIES SCHOOL BUS	
F		MACK ADDITIONAL APPLICATIONS	
R		ADDITIONAL APPLICATIONS	
R	75-79	ADDITIONAL APPLICATIONS	
R	04-07	CHN All CHN-613 Models with Camelback Rear Suspension (SS34 & 38)	
R	08-19	CHU All CHU-613 Models with Camelback Rear Suspension (SS34 & 38)	
R	81-03	DM All DM Models	
R		F SERIES	
F	83-94	MH All MH Models - 4" Wide Springs	
R	83-94	MH All MH Models with Camelback Rear Suspension (SS34 & 38)	
F	83-94	MH All MH Models with O.E.M. Number	
R	08	MR	
R	81-07	MR All MR600 Models with Camelback Rear Suspension (SS34 & 38)	
R	89-91	R All RB 600 Models (Drive Axle)	
F	85-93	RW All RW Models - 4" Wide Springs	
R	85-93	RW All RW Models with Camelback Rear Suspension (SS34 & 38)	
F	85-93	RW All RW Models with O.E.M. Number	
F		PAI CORP. VARIOUS	
R		REYCO SUSPENSION DRIVE AXLE	
R		TUTHILL TECHNOLOGIIES DRIVE AXLE	
R	77-96	VOLVO B - SERIES - BUS COWL CHASSIS FE SERIES	
R		N SERIES	
83216	D	140149 (1)	
F		AUTOCAR LLC. ADDITIONAL APPLICATIONS	

83000 Series

Shock	POP	Alternative No.	MTG Acc. Supplied
Pos.	Year	Application	
83216	D	(cont)	
F		BROCKWAY SCHOOL BUS VARIOUS	140149 (1)
F	66-80	CHEVROLET 7, 70 & 7000 SERIES	
F	66-81	8, 80 & 8000 SERIES	
F	70-72	9000 SERIES	
F	64-67	FORD C & CT SERIES - TILT CAB	
F	64-69	F SERIES - CONVENTIONAL CAB	
F	91-97	L8000F All Models with 4000, 4500, 5400, 6000, 7200 lb Multileaf Springs and with 9000, 10000, 12000 or 16000 lb Axles	
F	91-97	L9000 All Models with 4000, 4500, 5400, 6000, 7200 lb Multileaf Springs and with 9000, 10000, 12000 or 16000 lb Axles	
F	91-97	LA8000F All Models with 4000, 4500, 5400, 6000, or 7200 lb. Multileaf Spring	
F	91-97	LA9000 All Models with 4000, 4500, 5400, 6000, or 7200 lb. Multileaf Spring	
F	94-96	LL9000 All Models with 4000, 4500, 5400, 6000 or 7200 lb Multileaf Springs and with 9000, 10000, 12000 or 16000 lb Axles	
F	91-92	LL9000 All Models with 4000, 4500, 5400, 6000 or 7200 lb Multileaf Springs and with 9000, 10000, 12000 or 16000 lb Axles	
F	92-97	LLA9000 All Models with 4000, 4500, 5400, 6000 or 7200 lb Multileaf Springs and with 9000, 10000, 12000 or 16000 lb Axles	
F	91-97	LN7000 All Models with 4000, 4500, 5400, 6000 or 7200 lb Multileaf Springs and with 9000, 10000, 12000 or 16000 lb Axles	
F	91-97	LN8000 All Models with 4000, 4500, 5400, 6000 or 7200 lb Multileaf Springs and with 9000, 10000, 12000 or 16000 lb Axles	
F	91-97	LN9000 All Models with 4000, 4500, 5400, 6000 or 7200 lb Multileaf Springs and with 9000, 10000, 12000 or 16000 lb Axles	
F	91-97	LNT8000F All Models with 4000, 4500, 5400, 6000 or 7200 lb Multileaf Springs and with 9000, 10000, 12000 or 16000 lb Axles	
F	91-97	LNT9000 All Models with 4000, 4500, 5400, 6000 or 7200 lb Multileaf Springs and with 9000, 10000, 12000 or 16000 lb Axles	
F	91-97	LT9000 All Models with 4000, 4500, 5400, 6000, 7200 lb Multileaf Springs and with 9000, 10000, 12000 or 16000 lb Axles	
F	91-97	LTA9000 All Models with 4000, 4500, 5400, 6000 or 7200 lb Multileaf Springs and with 9000, 10000, 12000 or 16000 lb Axles	
F	92-97	LTLA9000 All Models with 4000, 4500, 5400, 6000 or 7200 lb Multileaf Springs and with 9000, 10000, 12000 or 16000 lb Axles	
R		GILLIG VARIOUS	
F	66-72	GMC 4500 SERIES	
F	66-72	5500 SERIES	
F	66-75	6500 SERIES	
F	66-80	7500 SERIES	
F	73-81	8500 SERIES	
F	67	8500 SERIES	
F	67-72	9500 SERIES	
R	89-91	HINO FA14 All FA, FB Models Trucks with:	
R	92	FA15 All FA, FB Models Trucks with:	
R	93-97	FA1415 All (FA15)	
R	93-97	FA1415 All FA, FB Models Trucks with:	
R	93-97	FA1415 All FA1415 (FA15), FB1715 (FB15)	
R	98-04	FA1517 All FA, FB Models Trucks with:	
R	98	FA1517 All	
R	98	FA1517 All FA1517, FA1817, FB1817	
R	98	FA1817	
R	89-91	FB14 All FA, FB Models Trucks with:	
R	92	FB15 All FA, FB Models Trucks with:	
R	93-97	FB1715 All FA, FB Models Trucks with:	

Numerical listing

Shock	POP	Alternative No.	MTG Acc. Supplied
Pos.	Year	Application	
83216	D	(cont)	
R	93-97	FB1715 All FA1415 (FA15), FB1715 (FB15)	140149 (1)
R	98-04	FB1817 All FA, FB Models Trucks with:	
R	98	FB1817 All	
R	98	FB1817 All FA1517, FA1817, FB1817	
F	93-97	FD2218 All (FD5H), FE5H, FF5H	
F	93-97	FD2218LP All Models with O.E.M. Number	
F	86-87	FE16 All	
F	90-91	GC17 All GC17	
F	92	GC20 All GC20	
R		INTERNATIONAL A, B, AC AND BC CONVENTIONAL BINDER	
R		CARGOSTAR	
R		FLEETSTAR - CONVENTIONAL	
F		LOADSTAR - CONVENTIONAL	
R		LOADSTAR - CONVENTIONAL	
F		S SERIES SCHOOL BUS	
R		S SERIES SCHOOL BUS	
R		NEOPLAN VARIOUS	
F		ONEIDA PRODUCTS VARIOUS	
F		VOLVO WCA & WIA SERIES	
F		WESTERN STAR 5900 & 6900 SERIES - HERITAGE CLASS	
83219	C	140149 (1)	
F		GILLIG VARIOUS	
R		GMC ADDITIONAL APPLICATIONS	
F	13-16	PETERBILT 384 All Models with 12,000 lb to 14,600 lb Taperleaf Spring Suspension and Set Forward Front Axle. (Std Duty)	
F	13-15	388 All Models with 12,000 lb to 14,600 lb Taperleaf Spring Suspension and Set Forward Front Axle. (Std Duty)	
R		VOLVO ADDITIONAL APPLICATIONS	
83221	D		
F	67-72	CHEVROLET 4, 40, 4000 & 4500 SERIES	
R	67-68	4, 40, 4000 & 4500 SERIES	
R	76-89	5, 50, 5000 & 5500 SERIES	
F	75-80	5, 50, 5000 & 5500 SERIES	
F	68-72	5, 50, 5000 & 5500 SERIES	
R	63-69	5, 50, 5000 & 5500 SERIES	
R	76-89	6, 60, 6000 & 6500 SERIES	
F	68-80	6, 60, 6000 & 6500 SERIES	
R	67-68	6, 60, 6000 & 6500 SERIES	
R	66-72	7, 70 & 7000 SERIES	
R	83-99	C4500 KODIAK	
R	92-99	C5500 KODIAK	
R	83-89	C5500 KODIAK	
R	90-91	C5500 KODIAK All C Chassis - Conventional Cab with 9100 to 17500 lb Rear Axle	
R	83-96	C6500 KODIAK	
R	97-99	C6500 KODIAK All Conventional Cab with 9100 to 17500 lb Rear Axle	
R	83-96	C7500 KODIAK	
R	97-99	C7500 KODIAK All Conventional Cab with 9100 to 17500 lb Rear Axle	
R	60-66	GMC 3500 & 4000 SERIES	
R	72-80	4500 SERIES	
F	66-72	4500 SERIES	
R	76-89	5000 SERIES	
F	75-80	5000 SERIES	
R	60-62	5000 SERIES	
F	66-72	5500 SERIES	
R	66-80	6500 SERIES	
F	75-76	6500 SERIES	
F	66-72	6500 SERIES	
R	79-81	7000 SERIES	
R	66-72	7500 SERIES	
R	83-99	C - SERIES (C4500, C5500) TOPKICK	
R	83-99	C - SERIES (C6500, C7500, C8500) TOPKICK	
F		MACK ADDITIONAL APPLICATIONS	
F		F SERIES	
R		OSHKOSH MOTOR TRUCK CO. VARIOUS	
F		PAI CORP. VARIOUS	
F		WORKHORSE VARIOUS	
83225	D	401754 (4)	
R	64-67	FORD C & CT SERIES - TILT CAB	
R	70-90	F-600 All Models with 13000 & 15000 lb Rear Axle	

Numerical listing

Shock	POP	Alternative No.	MTG Acc. Supplied
Pos.	Year	Application	
83225		D (cont)	401754 (4)
R	70-90	F-700 All Models with 13000 & 15000 lb Rear Axle	
R	80-90	F-800 All Models with 13000 & 15000 lb Rear Axle	
R	64-90	F SERIES - CONVENTIONAL CAB	
R	80-85	LN600 All Models with 11000, 13000, 15000, 17000 lb Axles	
R	80-86	LN700 All Models with 11000, 13000, 15000, 17000 lb Axles	
R	86-89	LN & LNT - CONVENTIONAL CAB	
R	73-76	MOTORHOME CHASSIS	
R	64-69	N AND NT 89" BBC CONVENTIONAL CAB	
R		INTERNATIONAL A, B, AC AND BC CONVENTIONAL	
F		CARGOSTAR	
F		FIRETRUCK	
F		FLEETSTAR - CONVENTIONAL	
F		SERIES 3000 - SCHOOL BUS CHASSIS	
F		S SERIES SCHOOL BUS	
R		S SERIES SCHOOL BUS	
R		TRAILMOBILE CANADA CORP. VARIOUS	
83242		D	
F	81-03	MAC K DM All Models with O.E.M. Number	
83243		N	
R	19-21	CHEVROLET SILVERADO 4500 HD All Models with 4 x 4 Rear	
R	19-22	SILVERADO 5500 HD All Models with 4 x 4 Rear	
R	19-22	SILVERADO 6500 HD All Models with 4 x 4 Rear	
R	19-23	INTERNATIONAL CV515 All Models with 4 x 4 Rear	
83244		N	145178 (1)
R	19-21	INTERNATIONAL VARIOUS	
83301		D	141083 (1)
R		INTERNATIONAL F & S SERIES	
R		METRO & MULTI-SHOP SERIES	
R		SERIES 1000 FORWARD CONTROL CHASSIS	
R		SERIES 3000 - SCHOOL BUS CHASSIS	
83303		D	140702 (1)
F	73-89	CHEVROLET 6, 60, 6000 & 6500 SERIES	
F	73-89	7, 70 & 7000 SERIES	
F	72-80	GMC 4500 SERIES	
F	79-80	6000 SERIES	
F	75-89	6500 SERIES	
F	79-89	7000 SERIES	
F	73-80	7500 SERIES	
83308		D	140149 (1)
F	80-86	FORD C600 All Models with 3100 lb Spring and 7000 lb Axle	
F	80-86	C700 All Models with 3100 lb Spring and 7000 lb Axle	
F	80-89	C800 All Models with 3100 lb Spring and 7000 lb Axle	
F	80-86	C7000 All Models with 3100 lb Spring and 7000 lb Axle	
F	80-90	C8000 All Models with 3100 lb Spring and 7000 lb Axle	
F	64-69	C & CT SERIES - TILT CAB	
F	81-82	CT800D All Models with 3100 lb Spring and 7000 lb Axle	
F	81-90	CT8000 All Models with 3100 lb Spring and 7000 lb Axle	
F	70-79	F SERIES - CONVENTIONAL CAB	
F	91-97	L8000F All Models with 4500, 5400, 6000, 7200, 10000 lb Multileaf Springs and with 10000, 12000, 13200, 16000 lb Axles	
F	91-97	L9000 All Models with 4500, 5400, 6000, 7200, 10000 lb Multileaf Springs and with 10000, 12000, 13200, 16000 lb Axles	
F	91-97	LA8000F All Models with with 4500 lb to 10000 lb Multileaf Spring	
F	90-97	LA9000 All Models with with 4500 lb to 10000 lb Multileaf Spring	
F	94-96	LL9000 All Models with 4500, 5000, 6000 lb Springs and with 10000, 11000, 12000 lb Axles	
F	90-92	LL9000 All Models with 4500, 5000, 6000 lb Springs and with 10000, 11000, 12000 lb Axles	

83000 Series

Shock	POP	Alternative No.	MTG Acc. Supplied
Pos.	Year	Application	
83308		D (cont)	140149 (1)
F	93	LL, LLA, LTA, LTL, LTLA - CONVENTIONAL CAB	
F	92-97	LLA9000 All Models With 4500, 5400, 6000, 7200 or 10000 lb. Multileaf Spring	
F	80-85	LN600 All Models with 3000, 3300 lb Springs and 5000, 5500, 6000, 7000 lb Axles	
F	80-86	LN700 All Models with 3000, 3300 lb Springs and 5000, 5500, 6000, 7000 lb Axles	
F	80-85	LN800 All Models with 3000, 3300 lb Springs and 5000, 5500, 6000, 7000 lb Axles	
F	91-97	LN7000 All Models with 4500, 5400, 6000, 7200, 10000 lb Springs and with 10000, 12000, 13200, 16000 lb Axles	
F	81-97	LN7000 All Models with 3000, 3300 lb Springs and 5000, 5500, 6000, 7000 lb Axles	
F	91-97	LN8000 All Models with 4500, 5400, 6000, 7200, 10000 lb Springs and with 10000, 12000, 13200, 16000 lb Axles	
F	81-97	LN8000 All Models with 3000, 3300 lb Springs and 5000, 5500, 6000, 7000 lb Axles	
F	91-97	LN9000 All Models with 4500, 5400, 6000, 7200, 10000 lb Springs and with 10000, 12000, 13200, 16000 lb Axles	
F	70-89	LN & LNT - CONVENTIONAL CAB	
F	81-84	LNT800 All Models with 3000, 3300 lb Springs and 5000, 5500, 6000, 7000 lb Axles	
F	81-89	LNT8000 All Models with 3000, 3300 lb Springs and 5000, 5500, 6000, 7000 lb Axles	
F	91-97	LNT8000F All Models with 4500, 5400, 6000, 7200, 10000 lb Springs and with 10000, 12000, 13200, 16000 lb Axles	
F	87-97	LNT8000F All Models with 3000, 3300 lb Springs and 5000, 5500, 6000, 7000 lb Axles	
F	91-97	LNT9000 All Models with 4500, 5400, 6000, 7200, 10000 lb Springs and with 10000, 12000, 13200, 16000 lb Axles	
F	90-97	LS8000F All Models with 4500 lb to 10000 lb Multileaf Spring	
F	91-97	LT9000 All Models with 4500, 5400, 6000, 7200, 10000 lb Multileaf Springs and with 10000, 12000, 13200, 16000 lb Axles	
F	91-97	LT9000 All Models With 4500, 5400, 6000, 7200 or 10000 lb. Multileaf Spring	
R	64-69	N AND NT 89" BBC CONVENTIONAL CAB	
R		INTERNATIONAL LOADSTAR - CONVENTIONAL	
R		S SERIES SCHOOL BUS	
83309		D	140149 (1)
F	80-94	FORD B-600 All B - Series - Bus Cowl Chassis	
F	80-94	B-700 All B - Series - Bus Cowl Chassis	
F	95-96	B-800 All B - Series - Bus Cowl Chassis	
F	83-87	B-7000 All B - Series - Bus Cowl Chassis	
F	80-94	F-600 All Exc. 9000 lb Axle with H.D. Suspension & 12000 lb Axle	
F	90	F-600 All Models with Multileaf Spring	
F	80-94	F-700 All Exc. 9000 lb Axle with H.D. Suspension & 12000 lb Axle	
F	90	F-700 All Models with Multileaf Spring	
F	80-94	F-800 All Exc. 9000 lb Axle with H.D. Suspension & 12000 lb Axle	
F	90	F-800 All Models with Multileaf Spring	
F	80-87	F-7000 All Exc. 9000 lb Axle with H.D. Suspension & 12000 lb Axle	
F	83-87	F-8000 All Exc. 9000 lb Axle with H.D. Suspension & 12000 lb Axle	
F	80-90	F SERIES - CONVENTIONAL CAB	

Numerical listing

Shock	POP	Alternative No.	MTG Acc. Supplied
Pos.	Year	Application	
83309		D (cont)	140149 (1)
F	80-90	FT800 All Exc. 9000 lb Axle with H.D. Suspension & 12000 lb Axle	
F	90-94	FT900 All Low Profile Models with 9000 lb Axle with H.D. Suspension or 10000, 11000, or 12000 lb Axles	
F	90-94	FT900 All Models with 9000 lb Axle with H.D. Suspension or 10000, 11000, or 12000 lb Axles	
F	83-87	FT8000 All Exc. 9000 lb Axle with H.D. Suspension & 12000 lb Axle	
F	80-85	L800 All Models with 7000, 9000, 12000, 16000 lb Axles	
F	81	L900 All Models with 7000, 9000, 12000, 16000 lb Axles	
F	81-88	L8000 All Models with 7000, 9000, 12000, 16000 lb Axles	
F	81-90	L9000 All Models with 7000, 9000, 12000, 16000 lb Axles	
F	73-80	L, LT & LTS - CONVENTIONAL CAB	
F	80-85	LN800 All Models with 6000, 7000, 9000, 12000, 16000 lb Axles	
F	81	LN900 All Models with 6000, 7000, 9000, 12000, 16000 lb Axles	
F	81-88	LN8000 All Models with 6000, 7000, 9000, 12000, 16000 lb Axles	
F	81-89	LN9000 All Models with 6000, 7000, 9000, 12000, 16000 lb Axles	
F	70-79	LN & LNT - CONVENTIONAL CAB	
F	81-84	LNT800 All Models with 6000, 7000, 9000, 12000, 16000 lb Axles	
F	81	LNT900 All Models with 6000, 7000, 9000, 12000, 16000 lb Axles	
F	81-89	LNT8000 All Models with 6000, 7000, 9000, 12000, 16000 lb Axles	
F	81-89	LNT9000 All Models with 6000, 7000, 9000, 12000, 16000 lb Axles	
F	81-84	LT800 All Models with 7000, 9000, 12000, 16000 lb Axles	
F	81-88	LT8000 All Models with 7000, 9000, 12000, 16000 lb Axles	
F	81-90	LT9000 All Models with 7000, 9000, 12000, 16000 lb Axles	
F	81-90	LTS9000 All Models with 7000, 9000, 12000, 16000 lb Axles	
F		INTERNATIONAL CARGOSTAR	
83312		D	140149 (1)
F	80-86	FORD C600 All Models with 4040, 5040 lb Springs and 7000, 9000, 12000 lb Axles	
F	80-86	C700 All Models with 4040, 5040 lb Springs and 7000, 9000, 12000 lb Axles	
F	80-86	C800 All Models with 4040, 5040 lb Springs and 7000, 9000, 12000 lb Axles	
F	80-86	C7000 All Models with 4040, 5040 lb Springs and 7000, 9000, 12000 lb Axles	
F	87-90	C & CT SERIES - TILT CAB	
F	67-79	C & CT SERIES - TILT CAB	
F	81-86	CT8000 All Models with 4040, 5040 lb Springs and 7000, 9000, 12000 lb Axles	
F	73-79	F SERIES - CONVENTIONAL CAB	
F	64-69	F SERIES - CONVENTIONAL CAB	
F	80-85	L800 All Models with 7000, 9000, 12000 lb Axles	
F	81	L900 All Models with 7000, 9000, 12000 lb Axles	
F	81-88	L8000 All Models with 7000, 9000, 12000 lb Axles	
F	91-97	L8000F All Models with Multileaf Spring	
F	91-97	L9000 All Models with Multileaf Spring	
F	81-97	L9000 All Models with 7000, 9000, 12000 lb Axles	
F	73-89	L, LT & LTS - CONVENTIONAL CAB	
F	80-85	LN600 All Models with 4400 lb Spring and 7000, 9000 lb Axles	
F	80-86	LN700 All Models with 4400 lb Spring and 7000, 9000 lb Axles	
F	80-85	LN800 All Models with 4400 lb Spring and 7000, 9000 lb Axles	
F	90-97	LN7000 All Models with Multileaf Spring	
F	81-97	LN7000 All Models with 4400 lb Spring and 7000, 9000 lb Axles	
F	90-97	LN8000 All Models with Multileaf Spring	
F	81-97	LN8000 All Models with 4400 lb Spring and 7000, 9000 lb Axles	

Numerical listing

Shock	POP	Alternative No.	MTG Acc. Supplied
Pos.	Year	Application	
83312	D	(cont)	140149 (1)
F	90-97	LN9000	All Models with Multileaf Spring
F	70-89	LN & LNT	- CONVENTIONAL CAB
F	81-84	LNT800	All Models with 4400 lb Spring and 7000, 9000 lb Axles
F	81-89	LNT8000	All Models with 4400 lb Spring and 7000, 9000 lb Axles
F	90-97	LNT8000F	All Models with Multileaf Spring
F	90-97	LNT9000	All Models with Multileaf Spring
F	81-84	LT800	All Models with 7000, 9000, 12000 lb Axles
F	81-88	LT8000	All Models with 7000, 9000, 12000 lb Axles
F	91-97	LT9000	All Models with Multileaf Spring
F	81-97	LT9000	All Models with 7000, 9000, 12000 lb Axles
F	81-89	LTS9000	All Models with 16000 lb Axle
F	64-69	N AND NT 89"	BBC CONVENTIONAL CAB
F		KENWORTH	C500, C500B, C500K, C540 & C550
F			K100, K100E, K125
F	93-05	K300	All Models with Multiple Leaf Springs on Front Axle (3/4" Mounting bolts)
F		T300	
F		T400, T400B, T450B	
F		T600, T600A, T600B, T602	
F		T800, T800B, T800B(8X4), T800SH, T800H, T800W	
F		T2000	
F		W900, W900B, W900L, W900S	
F		OSHKOSH MOTOR TRUCK CO.	VARIOUS
F		PIERCE MFG. INC.	VARIOUS
83314	D		140149 (1)
F	83-89	FORD	F-600 All Models with 9000 lb Axle with H.D. Suspension & 12000 lb Axle
F	94-98	F-700	All Models with Taperleaf Springs and with 6000, 7000, 8500, 9000 lb Axle
F	83-89	F-700	All Models with 9000 lb Axle with H.D. Suspension & 12000 lb Axle
F	94-98	F-800	All Models with Taperleaf Springs and with 6000, 7000, 8500, 9000 lb Axle
F	83-89	F-800	All Models with 9000 lb Axle with H.D. Suspension & 12000 lb Axle
F	83-87	F-7000	All Models with 9000 lb Axle with H.D. Suspension & 12000 lb Axle
F	83-87	F-8000	All Models with 9000 lb Axle with H.D. Suspension & 12000 lb Axle
F	64-69	F SERIES	- CONVENTIONAL CAB
F	83-89	FT800	All Models with 9000 lb Axle with H.D. Suspension & 12000 lb Axle
F	94-97	FT900	All Models with Taperleaf Springs and with 6000, 7000, 8500 or 9000 lb Axles
F	83-87	FT8000	All Models with 9000 lb Axle with H.D. Suspension & 12000 lb Axle
F	61-66	H AND HT SERIES	- HI TILT CAB
F	80-85	L800	All Models with 7000, 9000, 12000, 16000 lb Axles
F	81	L900	All Models with 7000, 9000, 12000, 16000 lb Axles
F	81-85	L8000	All Models with 7000, 9000, 12000, 16000 lb Axles
F	81-85	L9000	All Models with 7000, 9000, 12000, 16000 lb Axles
F	73-79	L, LT & LTS	- CONVENTIONAL CAB
F	76-81	LN & LNT	- CONVENTIONAL CAB
F	81-84	LT800	All Models with 7000, 9000, 12000, 16000 lb Axles
F	81-85	LT8000	All Models with 7000, 9000, 12000, 16000 lb Axles
F	81-85	LT9000	All Models with 7000, 9000, 12000, 16000 lb Axles
F	82-85	LTL9000	All Models with 7000, 9000, 12000 lb. Axle
F	81-85	LTS9000	All Models with 7000, 9000, 12000, 16000 lb Axles

83000 Series

Shock	POP	Alternative No.	MTG Acc. Supplied
Pos.	Year	Application	
83314	D	(cont)	140149 (1)
F	64-69	N AND NT 89"	BBC CONVENTIONAL CAB
F	64-69	T-SERIES	- CONVENTIONAL TANDEM INTERNATIONAL CARGOSTAR
83317	D		141083 (1)
R	14	FORD	F-650
R	15	F-650	All Models with 22,000 lb Multi-leaf Rear Springs
R	04-13	F-650	All Models with 22,000 lb Multi-leaf Rear Springs
R	14	F-750	
R	15	F-750	All Models with 22,000 lb Multi-leaf Rear Springs
R	04-13	F-750	All Models with 22,000 lb Multi-leaf Rear Springs
R	04-15	GLAVAL BUS CO.	CONCORDE II - SERIES
R	08-15	IC CORPORATION	BE SCHOOL BUS All School Buses with O.E.M. Number
R	05-09	CE SCHOOL BUS	
R	10-13	CE SCHOOL BUS	All CE Model School Buses with 22,000 lb Rear Spring Suspension
R	02-13	INTERNATIONAL	4300 All Models with 22,000 lb Rear Spring Suspension
R	02-13	4400	All Models with 22,000 lb Rear Spring Suspension
R		BE SERIES	SCHOOL BUS
R	05-13	CE SERIES	SCHOOL BUS
R	13	DURASTAR	All Models with 22,000 lb Rear Spring Suspension
R		F & S SERIES	
R		METRO & MULTI-SHOP SERIES	
R		SERIES 2000	- CONVENTIONAL TRUCK (SEVERE SERVICE)
R		SERIES 3000	- SCHOOL BUS CHASSIS
R		SERIES 4000	- SHORT CONVENTIONAL MEDIUM TRK & TRAC
R		SERIES 7000	- SHORT CONV. MEDIUM TRUCK & TRACTOR
R		SERIES 8000	- CONVENTIONAL HEAVY DUTY TRACTOR
R		S SERIES	SCHOOL BUS
R	04-11	STARCRAFT BUS CO.	ALLSTAR XL & XLT - SERIES
83318	D		141083 (2)
F		INTERNATIONAL	BINDER
F		F & S SERIES	
F		METRO & MULTI-SHOP SERIES	
F		S SERIES	SCHOOL BUS
83363	D		
R		SAF HOLLAND	TRAILER AIR SUSPENSION
R		WABASH NATIONAL	VARIOUS
83364	D		
R	16-20	INTERNATIONAL	DURASTAR All Models with 10,500 or 13,500 lb Vari-Rate Rear Spring Suspension
R	12-17	TERRASTAR	All Models with 10,000 & 13,500 lb Vari-Rate Rear Spring Suspension
R	12-17	TERRASTAR	All Models with 10,500 or 13,500 lb Vari-Rate Rear Spring Suspension
R		STERLING TRUCK	VARIOUS
83389	D		
R		GREAT DANE	TRAILER VARIOUS
R		HENDRICKSON	TRAILER SUSPENSION SYSTEMS
R			ADDITIONAL APPLICATIONS
R		TOP MOUNT STYLE	
R		UNDERSLUNG STYLE	
R		VANTRAX	
R		SAF HOLLAND	TRAILER AIR SUSPENSION
R		TRUCK & TRACTOR AIR SUSPENSION (TAG AXLE)	
R		STOUGHTON TRAILERS INC.	VARIOUS
R		UTILITY TRAILER	
R		MANUFACTURING COMPANY	REEFERS & DRY VANS
R		WABASH NATIONAL	VARIOUS

Numerical listing

Shock	POP	Alternative No.	MTG Acc. Supplied
Pos.	Year	Application	
83391	D		145177 (2)
F	15-21	HINO	258 All Models with O.E.M. Number
F	15-20	258LP	All Models with O.E.M. Number
F	15-22	268	All Models with O.E.M. Number
F	15-22	338	All Models with O.E.M. Number
F	15-21	358	All Models with O.E.M. Number
F	22-23	L6	
F	21	L6	All Models with O.E.M. Number
F	22-23	L7	
F	21	L7	All Models with O.E.M. Number
83395	D		145054 (1)
R	16-17	INTERNATIONAL	DURASTAR All Models with Vari-Rate Rear Spring Suspension
83396	B		
F	18-23	FREIGHTLINER	CASCADIA All 126 Models with 12000 to 13300 lb Taperleaf Front Suspension
F	18-21	CASCADIA	All 116 Models with 12000 to 13300 lb Taperleaf Front Suspension
F	18-20	CASCADIA	All 113 Models with 12000 to 13300 lb Taperleaf Front Suspension
83397	N		
F	19-22	CHEVROLET	SILVERADO 4500 HD All Models with Taperleaf Front
F	19-23	SILVERADO 5500 HD	All Models with Taperleaf Front
F	19-23	SILVERADO 6500 HD	All Models with Taperleaf Front
F	19-23	INTERNATIONAL	CV515 All Models with Taperleaf Front
83398	N		
R	19-22	CHEVROLET	SILVERADO 4500 HD All Models with 11K, 13.5K or 15.5K VARI-RATE Rear Suspension
R	19-23	SILVERADO 5500 HD	All Models with 11K, 13.5K or 15.5K VARI-RATE Rear Suspension
R	19-23	SILVERADO 6500 HD	All Models with 11K, 13.5K or 15.5K VARI-RATE Rear Suspension
R	19-23	INTERNATIONAL	CV515 All Models with 11K, 13.5K or 15.5K VARI-RATE Rear Suspension
83400	D		140455 (2)
F		GMC	WH SERIES
R		MOR-RYDE	SUSPENSION
F		VARIOUS	
F		VOLVO	ADDITIONAL APPLICATIONS
F		WCA & WIA SERIES	
F		WH SERIES	
R		WATSON & CHALIN MFG. INC.	WCWB SERIES TRAILER AIR SUSPENSION
F		WESTERN STAR	5900 & 6900 SERIES - HERITAGE CLASS
83401	D		
F		VOLVO	ADDITIONAL APPLICATIONS
F		WESTERN STAR	5900 & 6900 SERIES - HERITAGE CLASS
83456	C		142998 (2)
F	03-18	IC CORPORATION	RE SCHOOL BUS All RE Model School Buses with O.E.M. Number
F		INTERNATIONAL	F & S SERIES
F		METRO & MULTI-SHOP SERIES	
F		SERIES 1000	FORWARD CONTROL CHASSIS
F		SERIES 2000	- CONVENTIONAL TRUCK (SEVERE SERVICE)
F		SERIES 3000	- SCHOOL BUS CHASSIS
F		SERIES 4000	- SHORT CONVENTIONAL MEDIUM TRK & TRAC
F	90-02	SERIES 4000	- SHORT CONVENTIONAL MEDIUM TRK & TRAC
F		SERIES 7000	- SHORT CONV. MEDIUM TRUCK & TRACTOR
F		SERIES 8000	- CONVENTIONAL HEAVY DUTY TRACTOR
F		S SERIES	SCHOOL BUS

Numerical listing

Shock	POP	Alternative No.	MTG Acc. Supplied
Pos.	Year	Application	
83456	C (cont)	142998 (2)	
F	86-88	MITSUBISHI FUSO FM All Models with O.E.M. Number	
83515	D	140885 (1)	
F	16-23	CHEVROLET LCF 3500 All LCF 3500HD	
F	16-17	LCF 3500HD All	
F	19-22	SILVERADO 4500 HD All Diesel Low Cab Forward models with 14,500 lb GVWR	
F	19-22	SILVERADO 4500 HD All Diesel Low Cab Forward models with 16,000 lb to 19,500 lb GVWR	
F	19-22	SILVERADO 5500 HD All Diesel Low Cab Forward models with 14,500 lb GVWR	
F	19-22	SILVERADO 5500 HD All Diesel Low Cab Forward models with 16,000 lb to 19,500 lb GVWR	
F	87-10	W4500 TILTMASTER All Models with 11000 lb & 13000 lb Suspension	
F	88-10	W5500 TILTMASTER All Models with 11000 lb & 13000 lb Suspension	
F	87-96	W6500 TILTMASTER All Models with 11000 lb & 13000 lb Suspension	
F	92-10	GMC W4500 FORWARD All Models with 11000 lb & 13000 lb Suspension	
F	88-10	W5500 FORWARD All Models with 11000 lb & 13000 lb Suspension	
F	87-96	W6500 FORWARD All Models with 11000 lb & 13000 lb Suspension	
F	85	ISUZU ADDITIONAL APPLICATIONS	
F	86	ALL MODELS WITH FSR	
F	87-92	FSR All FSR Models	
F	05-09	FTR All Models with O.E.M. Number	
F	19-23	NPR	
F	84-85	NPR	
F	86-18	NPR All Models with O.E.M. Number	
F	99-23	NPR-HD All Models with O.E.M. Number	
F	23	NPR-XD	
F	15-22	NPR-XD All Models with 14,000 to 15,000 lb GVW	
F	15-22	NPR-XD All Models with 15,000 to 16,000 lb GVW	
F	94-23	NQR All Models with O.E.M. Number	
F	05-23	NRR All Models with O.E.M. Number	
F	88-94	NRR All Models with O.E.M. Number	
F	11-15	REACH All Models with O.E.M. Number	
F	99-04	UD 1200 All Models with O.E.M. Number	
F	05-07	1300 All Models with O.E.M. Number	
F	94-10	1400 All Models with O.E.M. Number	
83518	D	141041 (1)/TR0027 (2)	
F	13-20	HINO 155 All Models with O.E.M. Number	
F	21	195	
F	12-20	195 All Models with O.E.M. Number	
83519	D	401011 (4)	
R	16-20	HINO 155 All Models with O.E.M. Number	
R	21	195	
R	12-20	195 All Models with O.E.M. Number	
83613	D	141083 (2)	
F		INTERNATIONAL SERIES 4000 - SHORT CONVENTIONAL MEDIUM TRK & TRAC	
R	87-96	ISUZU FSR All FSR Models	
R	88-96	FTR All Models with O.E.M. Number	
R	94-96	FVR All Models with O.E.M. Number	
R	88-92	FVR All Models with O.E.M. Number	
83635	D	145054 (1)	
R		SAF HOLLAND TRUCK, BUS & MOTORHOME AIR SUSPENSIONS	
R		TRUCK & TRACTOR AIR SUSPENSION (TAG AXLE)	

83000 Series, 85000 Series

Shock	POP	Alternative No.	MTG Acc. Supplied
Pos.	Year	Application	
83635	D (cont)	145054 (1)	
R		WESTERN STAR 3800 SERIES - HERITAGE CLASS	
R		4800 & 4900 SERIES - CONSTELLATION CLASS	
R		4800 & 4900 SERIES - HERITAGE CLASS	
R		5800 & 5900 SERIES - CONSTELLATION CLASS	
R		5900 & 6900 SERIES - HERITAGE CLASS	
85000 Series			
85000	A		
R		BENSON TRUCK BODIES INC. VARIOUS	
R		CUSH CORPORATION TRAILER SUSPENSIONS - LOW MOUNT	
R		TRAILER SUSPENSIONS - TOP MOUNT	
R		EAST MANUFACTURING CORP. VARIOUS	
R		GREAT DANE TRAILER VARIOUS	
R		HENDRICKSON TRAILER SUSPENSION SYSTEMS	
R		ADDITIONAL APPLICATIONS	
R		INTRAAX	
R		TOP MOUNT STYLE	
R		UNDERSLUNG STYLE	
R		VANTRAAX	
R		MC NEILUS TRUCK & MAN. VARIOUS	
R		ORION BUS VARIOUS	
R		RIDEWELL CORP. TRAILER AIR-RIDES	
R		TRUCK AIR-RIDES	
R		SAF HOLLAND TRAILER AIR SUSPENSION	
R		TRUCK, BUS & MOTORHOME AIR SUSPENSIONS	
R		TRUCK & TRACTOR AIR SUSPENSION (TAG AXLE)	
R		STOUGHTON TRAILERS INC. VARIOUS	
R		THOMAS VARIOUS	
R		TRAILMOBILE CANADA CORP. VARIOUS	
R		TWIN COACH VARIOUS	
R		UTILITY TRAILER	
R		MANUFACTURING COMPANY FLATBEDS	
R		REEFERS & DRY VANS	
R		WABASH NATIONAL VARIOUS	
R		WATSON & CHALIN MFG. INC. VARIOUS	
85001	B	401754 (4)	
R	96-98	FORD A9513 All Models with 21000 lb or 23000 lb Axle and 46" Taperleaf spring	
R	97	A9522 All Models with 21000 lb or 23000 lb Axle and 46" Taperleaf spring	
R	96-98	AT9513 All Models with 21000 lb or 23000 lb Axle and 46" Taperleaf spring	
R	97-98	AT9522 All Models with 21000 lb or 23000 lb Axle and 46" Taperleaf spring	
R	94-97	B - SERIES - BUS COWL CHASSIS	
R	94-97	F-800 All Models with 21000 Taperleaf Springs	
R	94-98	FT900 All Models with 46" Taperleaf Springs and 21000 lb Axle	
R	94-97	L8000F All Models with 21000 or 23000 lb. with 46" Taperleaf Spring	
R	94-97	L9000 All Models with 21000 or 23000 lb. with 46" Taperleaf Spring	
R	94-97	LN7000 All Models with 21000 or 23000 lb. with 46" Taperleaf Spring	
R	94-97	LN8000 All Models with 21000 or 23000 lb. with 46" Taperleaf Spring	
R	94-97	LN9000 All Models with 21000 or 23000 lb. with 46" Taperleaf Spring	
R	94-97	LNT8000F All Models with 21000 or 23000 lb. with 46" Taperleaf Spring	
R	94-97	LNT9000 All Models with 21000 or 23000 lb. with 46" Taperleaf Spring	
R	94-97	LT9000 All Models with 21000 or 23000 lb. with 46" Taperleaf Spring	
F	18-19	KENWORTH C500 All Models with Taper Leaf Springs on Front Axle	
F	85-16	C500 All Models with Taper Leaf Springs on Front Axle	

Numerical listing

Shock	POP	Alternative No.	MTG Acc. Supplied
Pos.	Year	Application	
85001	B (cont)	401754 (4)	
F	92-93	C540 All Models with Taper Leaf Springs on Front Axle	
F	88-90	C540 All Models with Taper Leaf Springs on Front Axle	
F	85-94	C550 All Models with Taper Leaf Springs on Front Axle	
F	16-17	ICON 900	
F	05-06	K100E All Models with Taper Leaf Springs on Front Axle	
F	85-03	K100E All Models with Taper Leaf Springs on Front Axle	
F	93-05	K300 All Models with Taper Leaf Springs on Front Axle (1" Mounting bolts)	
F		T300	
F	10-22	T400 All Models with Taper Leaf Springs on Front Axle	
F	89-99	T400 All Models with Taper Leaf Springs on Front Axle	
F	93-97	T450 All Models with Taper Leaf Springs on Front Axle	
F	86-08	T600A All Models with Taper Leaf Springs on Front Axle	
F	10-22	T800 All Models with Taper Leaf Springs on Front Axle	
F	87-99	T800 All Models with Taper Leaf Springs on Front Axle	
F	97-11	T2000 All Models with Taper Leaf Springs on Front Axle	
F	10-23	W900 All Models with Taper Leaf Springs on Front Axle	
F	87-99	W900 All Models with Taper Leaf Springs on Front Axle	
F	89-05	MACK CH All CH600 Models with ST34 Suspension	
F	91-07	CL All CL600, CL700 Models with ST34 Suspension	
F	83-94	MH All MH Models with O.E.M. Number	
F	83-85	R All RD Models with ST34 Suspension	
F	85-93	RW All RW Models with O.E.M. Number	
R		TUTHILL TECHNOLOGIES TRAILER	
85003	B		
R		IC CORPORATION RE SCHOOL BUS	
R		INTERNATIONAL F & S SERIES	
R		SERIES 1000 FORWARD CONTROL CHASSIS	
R		SERIES 2000 - CONVENTIONAL TRUCK (SEVERE SERVICE)	
R		SERIES 3000 - SCHOOL BUS CHASSIS	
R		SERIES 4000 - SHORT CONVENTIONAL MEDIUM TRK & TRAC	
R		SERIES 7000 - SHORT CONV. MEDIUM TRUCK & TRACTOR	
R		SERIES 8000 - CONVENTIONAL HEAVY DUTY TRACTOR	
R		SERIES 9100, 9100I - TRACTOR & STRAIGHT TRUCK	
R		SERIES 9200, 9200I - TRACTOR & STRAIGHT TRUCK	
R		SERIES 9300, 9300I, 9400 & 9400I LONG HOOD CONV.	
R		SERIES 9600 & 9700 PREMIUM CABOVER TRACTOR	
R		SERIES 9800 - PREMIUM CABOVER TRACTOR	
R		SERIES 9900, 9900I, 9900IX LONG HOOD CONV. TRUCK	
R		S SERIES SCHOOL BUS	
85004	D	401754 (4)	
R	87-08	PETERBILT 357 All Models with Neway ARD 125/244-8 Models Rear Air Suspension	
R	81-06	362 All Models with Neway ARD 125/244-8 Models Rear Air Suspension	
R	89-93	372 All Models with Neway ARD 125/244-8 Models Rear Air Suspension	
R	87-96	375 All Models with Neway ARD 125/244-8 Models Rear Air Suspension	
R	99	376 All Models with Neway ARD 125/244-8 Models Rear Air Suspension	

Numerical listing

Shock	POP	Alternative No.	MTG Acc. Supplied
Pos.	Year	Application	
85004	D (cont)	401754 (4)	
R	94-96	376	All Models with Neway ARD 125/244-8 Models Rear Air Suspension
R	88-92	376	All Models with Neway ARD 125/244-8 Models Rear Air Suspension
R	87-01	377	All Models with Neway ARD 125/244-8 Models Rear Air Suspension
R	88-07	378	All Models with Neway ARD 125/244-8 Models Rear Air Suspension
R		385	
R		SAF HOLLAND TRUCK, BUS & MOTORHOME AIR SUSPENSIONS	
85005	C		
F		AUTOCAR LLC. ADDITIONAL APPLICATIONS	
R		BLUE BIRD ADDITIONAL APPLICATIONS	
R		ALL AMERICAN SERIES (FE & RE MODELS)	
R		BOYDSTUN EQUIPMENT MANUFACTURING VARIOUS	
F	60-68	CHEVROLET 4, 40, 4000 & 4500 SERIES	
F	63-69	5, 50, 5000 & 5500 SERIES	
R		CUSH CORPORATION VARIOUS EAST MANUFACTURING CORP. VARIOUS	
R	19-23	ENTEGR COACH EMBLEM All MotorHomes with Ford F53 Chassis with 24,000 lb GVW to 26,000 lb GVW	
R	20-23	VISION XL All MotorHomes with Ford F53 Chassis with 24,000 lb GVW to 26,000 lb GVW	
R	08-23	FLEETWOOD BOUNDER All MotorHomes with Ford F53 Chassis with 24,000 lb GVW to 26,000 lb GVW	
R	20-23	FORTIS All MotorHomes with Ford F53 Chassis with 24,000 lb GVW to 26,000 lb GVW	
R	08-23	SOUTHWIND All MotorHomes with Ford F53 Chassis with 24,000 lb GVW to 26,000 lb GVW	
R	08-23	FORD F-53 MOTORHOME CHASSIS All MotorHomes with Ford F53 Chassis with 24,000 lb GVW to 26,000 lb GVW	
R	20-23	FOREST RIVER GEORGETOWN GT7 All MotorHomes with Ford F53 Chassis with 24,000 lb GVW to 26,000 lb GVW	
F		FREIGHTLINER BUS CHASSIS VARIOUS	
F	63-66	GMC 3500 & 4000 SERIES	
F	63-68	5000 SERIES	
F	63-68	5500 SERIES	
F	63-68	6000 SERIES	
R		HENDRICKSON TRAILER SUSPENSION SYSTEMS TOP MOUNT STYLE	
R		UNDERSLUNG STYLE	
R	20-23	HOLIDAY RAMBLER INVICTA All MotorHomes with Ford F53 Chassis with 24,000 lb GVW to 26,000 lb GVW	
R	11-23	VACATIONER All MotorHomes with Ford F53 Chassis with 24,000 lb GVW to 26,000 lb GVW	
R	09	VACATIONER All MotorHomes with Ford F53 Chassis with 24,000 lb GVW to 26,000 lb GVW	
R		INTERNATIONAL SERIES 8000 - CONVENTIONAL HEAVY DUTY TRACTOR	
R		SERIES 9100, 9100I - TRACTOR & STRAIGHT TRUCK	
R		SERIES 9200, 9200I - TRACTOR & STRAIGHT TRUCK	
R		SERIES 9300, 9300I, 9400 & 9400I LONG HOOD CONV.	
R		SERIES 9600 & 9700 PREMIUM CABOVER TRACTOR	
R		SERIES 9800 - PREMIUM CABOVER TRACTOR	
F	89-05	MACK CH All CH600 Models with 12000 lb Taperleaf Spring	
F	91-07	CL All CL600, CL700 Models with Steering Axle & Taperleaf Spring	

85000 Series

Shock	POP	Alternative No.	MTG Acc. Supplied
Pos.	Year	Application	
85005	C (cont)		
F	98-05	CX All Models with 12000 lb Taperleaf Front Suspension	
F	83-94	MH All MH Models with O.E.M. Number	
F	85-93	RW All RW Models with O.E.M. Number	
R		REYCO SUSPENSION DRIVE AXLE	
F		STEER AXLE	
R		RIDEWELL CORP. TRAILER AIR-RIDES	
R		TRUCK AIR-RIDES	
R		SAF HOLLAND TRUCK & TRACTOR AIR SUSPENSION (TAG AXLE)	
R	11-23	THOR MOTOR COACH OUTLAW All MotorHomes with Ford F53 Chassis with 24,000 lb GVW to 26,000 lb GVW	
F		TUTHILL TECHNOLOGIIES STEER AXLE	
R		TRAILER	
R		WATSON & CHALIN MFG. INC. LWSL-1100-SR SELF STEER AXLE SUSPENSION	
R		TRAILER AIR SUSPENSION	
R		WCTA SERIES DUMP TRAILER AIR SUSPENSION	
R		WCTA SERIES TRAILER AIR SUSPENSION	
R	89-21	WCTL-2200 SERIES TRAILER AIR LIFT	
R		WCWB SERIES TRAILER AIR SUSPENSION	
R	19-23	WINNEBAGO ADVENTURER All MotorHomes with Ford F53 Chassis with 24,000 lb GVW to 26,000 lb GVW	
R	08-17	ADVENTURER All MotorHomes with Ford F53 Chassis with 24,000 lb GVW to 26,000 lb GVW	
R	16-22	SUNSTAR All MotorHomes with Ford F53 Chassis with 24,000 lb GVW to 26,000 lb GVW	
R	08-22	VISTA All MotorHomes with Ford F53 Chassis with 24,000 lb GVW to 26,000 lb GVW	
85006	B		
R		BLUE BIRD ADDITIONAL APPLICATIONS	
R	04-24	ALL AMERICAN FE All Buses with Comfort Air Suspensions	
R	04-24	ALL AMERICAN RE All Buses with Comfort Air Suspensions	
R	10-13	D3 SERIES (FE & RE MODELS)	
R	89-04	TC2000 All Buses with Standard Flat Leaf Rear Springs	
R	04-24	VISION SCHOOL BUS All Buses with Comfort Air Suspensions	
R		BUILT RITE VARIOUS	
R		DEXTER AXLE TRAILER	
F	19-24	ENTEGR COACH EMBLEM All MotorHomes with Ford F53 Chassis with 24,000 lb GVW to 26,000 lb GVW	
F	20-24	VISION XL All MotorHomes with Ford F53 Chassis with 24,000 lb GVW to 26,000 lb GVW	
F	08-24	FLEETWOOD BOUNDER All MotorHomes with Ford F53 Chassis with 24,000 lb GVW to 26,000 lb GVW	
F	20-24	FORTIS All MotorHomes with Ford F53 Chassis with 24,000 lb GVW to 26,000 lb GVW	
F	08-23	SOUTHWIND All MotorHomes with Ford F53 Chassis with 24,000 lb GVW to 26,000 lb GVW	
F	24	FORD F-53 MOTORHOME CHASSIS	
F	08-23	F-53 MOTORHOME CHASSIS All MotorHomes with Ford F53 Chassis with 24,000 lb GVW to 26,000 lb GVW	
F	24	F-59 COMMERCIAL STRIPPED CHASSIS	
F	11-23	F-59 COMMERCIAL STRIPPED CHASSIS All MotorHomes with Ford F59 Commercial Chassis with 24,000 lb GVW to 26,000 lb GVW	
F	90-97	L8000F All Models with 52" Taperleaf Spring	

Numerical listing

Shock	POP	Alternative No.	MTG Acc. Supplied
Pos.	Year	Application	
85006	B (cont)		
F	91-97	L9000 All Models with 52" Taperleaf Spring	
F	92-97	LLA9000 All Models with 4500, 5400, 6500 lb 58" Parabolic Taperleaf Spring	
F	90-97	LN7000 All Models with 52" Taperleaf Spring	
F	90-97	LN8000 All Models with 52" Taperleaf Spring	
F	90-97	LN9000 All Models with 52" Taperleaf Spring	
F	90-97	LNT8000F All Models with 52" Taperleaf Spring	
F	90-97	LNT9000 All Models with 52" Taperleaf Spring	
F	91-97	LT9000 All Models with 52" Taperleaf Spring	
F	92-97	LTLA9000 All Models with 4500, 5400, 6500 lb 58" Parabolic Taperleaf Spring	
F	20-23	FOREST RIVER GEORGETOWN GT7 All MotorHomes with Ford F53 Chassis with 24,000 lb GVW to 26,000 lb GVW	
F		FREIGHTLINER BUS CHASSIS	
F	97-08	BUS CHASSIS	
F	05-07	FC70	
F	99-04	FC70 All Models with 10,000 to 18,000 lb Suspension	
F	99-07	FC80 All Models with 10,000 to 18,000 lb Suspension	
F	95-05	FL50 All Models with 10,000 to 18,000 lb Suspension	
F	91-05	FL60 All Models with 10,000 to 18,000 lb Suspension	
F	91-06	FL70 All Models with 10,000 to 18,000 lb Suspension	
F	91-06	FL80 All Models with 10,000 to 18,000 lb Suspension	
R		GREAT DANE TRAILER VARIOUS	
R		HENDRICKSON TRUCK SUSPENSION SYSTEMS	
R		COMFORT AIR - SERIES	
F	20-24	HOLIDAY RAMBLER INVICTA All MotorHomes with Ford F53 Chassis with 24,000 lb GVW to 26,000 lb GVW	
F	11-24	VACATIONER All MotorHomes with Ford F53 Chassis with 24,000 lb GVW to 26,000 lb GVW	
F	09	VACATIONER All MotorHomes with Ford F53 Chassis with 24,000 lb GVW to 26,000 lb GVW	
R		RAMERIZ TRAILER TRAILER	
R		REYCO SUSPENSION DRIVE AXLE	
R		TRAILER	
R		RIDEWELL CORP. TRAILER AIR-RIDES	
R		SAF HOLLAND TRUCK, BUS & MOTORHOME AIR SUSPENSIONS	
R		TRUCK & TRACTOR AIR SUSPENSION (TAG AXLE)	
F		STERLING TRUCK ACTERRA	
R		STOUGHTON TRAILERS INC. VARIOUS	
R	97	THE BINKLEY COMPANY	
R		VARIOUS	
R		THOMAS VARIOUS	
F	03	VARIOUS	
F	11-24	THOR MOTOR COACH OUTLAW All MotorHomes with Ford F53 Chassis with 24,000 lb GVW to 26,000 lb GVW	
R		TRAILMOBILE CANADA CORP. VARIOUS	
R		TUTHILL TECHNOLOGIIES DRIVE AXLE	
R		TRAILER	
R		WESTERN STAR 5800 & 5900 SERIES - CONSTELLATION CLASS	
R		5900 & 6900 SERIES - HERITAGE CLASS	
F	24	WINNEBAGO ADVENTURER	
F	19-23	ADVENTURER All MotorHomes with Ford F53 Chassis with 24,000 lb GVW to 26,000 lb GVW	
F	08-17	ADVENTURER All MotorHomes with Ford F53 Chassis with 24,000 lb GVW to 26,000 lb GVW	
F	24	SUNSTAR	
F	16-23	SUNSTAR All MotorHomes with Ford F53 Chassis with 24,000 lb GVW to 26,000 lb GVW	

Numerical listing

Shock	POP	Alternative No.	MTG Acc. Supplied
Pos.	Year	Application	
85006	B (cont)		
F 24	VISTA		
F 08-23	VISTA All MotorHomes with Ford F53 Chassis with 24,000 lb GVW to 26,000 lb GVW		
85007	D	401754 (4)	
R 89-99	FREIGHTLINER FLA086 All Models with Convoluted Spring Air Suspension		
R 02	FLB All Models with Convoluted Spring Air Suspension		
R 94-99	FLB All Models with Convoluted Spring Air Suspension		
R 85-01	FLC112 All Models with Convoluted Spring Air Suspension		
R 91	FLC120 All Models with Convoluted Spring Air Suspension		
R 81-88	FLC120 All Models with Convoluted Spring Air Suspension		
R 91-08	FLD112 All Models with Convoluted Spring Air Suspension		
R 88-11	FLD120 All Models with Convoluted Spring Air Suspension		
R 05-12	FLD120SD All Models with Convoluted Spring Air Suspension		
R 03	FLD120SD All Models with Convoluted Spring Air Suspension		
R 03-11	FLD132 All Models with Convoluted Spring Air Suspension		
R 01	FLD132 All Models with Convoluted Spring Air Suspension		
F 93-05	KENWORTH K300 All K300 COE Medium Duty		
R 89-05	MACK CH All Models with O.E.M. Number		
R 83-94	MH All MH Models with Taperleaf Rear Suspension		
R 85-93	RW All RW Models with Taperleaf Rear Suspension		
R	REYCO SUSPENSION DRIVE AXLE		
R 97-00	SPARTAN MOTORS K2 All Models with O.E.M. Number		
R 97-00	MOUNTAIN MASTER All Models with O.E.M. Number		
R	TUTHILL TECHNOLOGIIES DRIVE AXLE		
85009	D	145054 (1)	
F 91-94	MITSUBISHI FUSO FK All FK457 Models with O.E.M. Number		
F 88-91	FK All FK455 Models with O.E.M. Number		
F 89-93	FM All FM557 Models with O.E.M. Number		
F 88-91	FM All FM555 Models with O.E.M. Number		
F	NEOPLAN VARIOUS		
R	WATSON & CHALIN MFG. INC. VARIOUS		
85010	D		
R 89-04	BLUE BIRD TC2000 All Buses with Ridewell Rear Suspension with O.E.M. Number		
R 11-20	FORD F-53 MOTORHOME CHASSIS All F53 Stripped Chassis With BT Delivery Van Pack, 16,000 LB. GVW		
R 11-21	F-59 COMMERCIAL STRIPPED CHASSIS All F59 Commercial Chassis with 16,000 lb or 19,500 GVW		
R 88-97	F-59 COMMERCIAL STRIPPED CHASSIS All F59 Commercial Chassis with 16,000 lb or 19,500 GVW		
R	HENDRICKSON TRAILER SUSPENSION SYSTEMS TOP MOUNT STYLE		
R	UNDERSLUNG STYLE		
F 00-01	HOLIDAY RAMBLER ADMIRAL All Models with Workhorse W22 Chassis with 8.1L Gas V8		
F 00-03	ENDEAVOR All Models with Workhorse W22 Chassis with 8.1L Gas V8		
F 00-03	VACATIONER All Models with Workhorse W22 Chassis with 8.1L Gas V8		
R 89-05	MACK CH All CH600 Models with AL Suspension		
R 89-91	R All RB 600 Models (Drive Axle)		

85000 Series

Shock	POP	Alternative No.	MTG Acc. Supplied
Pos.	Year	Application	
85010	D (cont)		
F 00-03	MONACO COACH CLASS A MOTORHOMES		
85012	B	145080 (2)	
F	BLUE BIRD ADDITIONAL APPLICATIONS		
F	BROCKWAY SCHOOL BUS VARIOUS		
F	CHANCE COACH TRANSIT BUS VARIOUS		
F 57-76	FORD MOTORHOME CHASSIS INTERNATIONAL A, B, AC AND BC CONVENTIONAL		
F	A, B, AC AND BC CONVENTIONAL BINDER		
R	CARGOSTAR		
R	LOADSTAR - CONVENTIONAL		
R	LOADSTAR - CONVENTIONAL		
R	METRO & MULTI-SHOP SERIES		
R	METRO & MULTI-SHOP SERIES		
R	S SERIES SCHOOL BUS		
R	S SERIES SCHOOL BUS		
R 85	ISUZU ADDITIONAL APPLICATIONS		
R 86-95	NPR All		
F 19-24	KENWORTH W990 All Models with 14,600 lb Taperleaf Front Spring Suspension		
F 13	PETERBILT 220 All Models with 12,000 lb Front Axle		
F 10	220 All Models with 12,000 lb Front Axle		
F 07	220 All Models with 12,000 lb Front Axle		
F 08-19	325 All Models with 12000 lb Set Back Front Axle		
F 07-16	330 All Models with 12000 lb Set Back Front Axle		
F 95-05	330 All Models with 12000 lb Set Back Front Axle		
F 05-10	335 All Models with 12000 lb Set Back Front Axle		
F 07-10	340 All Models with 12000 lb Set Back Front Axle		
F 87-08	357 All Conventional Models with Spring Suspension and with Set Back Front Axle.		
F 81-06	362 All C.O.E. Models with Progressive Springs		
F 08-15	365 All Models with 12,000 lb to 16,000 lb Taperleaf Front Suspension (Set-Back Axle)		
F 08-16	367 All Models with 10,000 lb to 16,000 lb Taperleaf Front Spring Suspension and with Set Back Front Axle.		
F 89-93	372 All C.O.E. Models with Front Spring Suspension		
F 87-96	375 All Conventional Models with Spring Suspension and with Set Back Front Axle.		
F 99	376 All Conventional Models with Spring Suspension and with Set Back Front Axle.		
F 94-96	376 All Conventional Models with Spring Suspension and with Set Back Front Axle.		
F 88-92	376 All Conventional Models with Spring Suspension and with Set Back Front Axle.		
F 87-01	377 All Conventional Models with Spring Suspension and with Set Back Front Axle.		
F 88-07	378 All Conventional Models with Spring Suspension and with Set Back Front Axle.		
F 86-07	379 All Conventional Models with Spring Suspension and with Set Back Front Axle.		
F 95-07	385 All Conventional Models with Spring Suspension and with Set Back Front Axle.		
F 06-16	386 All Conventional Models with Spring Suspension and with Set Back Front Axle.		
F 00-11	387 All Conventional Models with Spring Suspension and with Set Back Front Axle.		
F 08-15	388 All Conventional Models with Spring Suspension and with Set Back Front Axle.		
F 08-21	389 All Conventional Models with Spring Suspension and with Set Back Front Axle.		

Numerical listing

Shock	POP	Alternative No.	MTG Acc. Supplied
Pos.	Year	Application	
85013	C		
R	BLUE BIRD ADDITIONAL APPLICATIONS		
R 96-98	FORD A9513 All All with Hendrickson HAS-400, HA-210 or HA-230 Air Suspension		
R 97	A9522 All All with Hendrickson HAS-400, HA-210 or HA-230 Air Suspension		
R 96-98	AT9513 All All with Hendrickson HAS-400, HA-210 or HA-230 Air Suspension		
R 97-98	AT9522 All All with Hendrickson HAS-400, HA-210 or HA-230 Air Suspension		
F 11-20	F-53 MOTORHOME CHASSIS All F53 Stripped Chassis Commercial Stripped Chassis, 19,500 lb to 22,000 lb GVW		
F 11-21	F-59 COMMERCIAL STRIPPED CHASSIS All F59 Commercial Chassis with 16,000 lb to 22,000 GVW		
F 88-97	F-59 COMMERCIAL STRIPPED CHASSIS All F59 Commercial Chassis with 16,000 lb to 22,000 GVW		
R 91-97	LA8000F All All with Hendrickson HAS-400, HA-210 or HA-230 Air Suspension		
R 91-97	LA9000 All All with Hendrickson HAS-400, HA-210 or HA-230 Air Suspension		
R 92-97	LLA9000 All Models with Hendrickson Rear Air Suspension		
R	LOUISVILLE SERIES - CONVENTIONAL CAB		
R 91-97	LTA9000 All Models with Hendrickson Rear Air Suspension		
R 92-97	LTLA9000 All Models with Hendrickson Rear Air Suspension		
R	HENDRICKSON TRAILER SUSPENSION SYSTEMS UNDERSLUNG STYLE		
R	INTERNATIONAL SERIES 4000 - SHORT CONVENTIONAL MEDIUM TRK & TRAC		
R	SERIES 9800 - PREMIUM CABOVER TRACTOR		
R	MC NEILUS TRUCK & MAN.		
R	VARIOUS		
R 13-22	PETERBILT 220 All Models with Reyco 102AR (Standard) Rear Air Suspension		
R 10	220 All Models with Reyco 102AR (Standard) Rear Air Suspension		
R 07	220 All Models with Reyco 102AR (Standard) Rear Air Suspension		
R 87-18	320 All Models with Reyco 102AR (Standard) Rear Air Suspension		
R 07-21	330 All Models with Reyco 102AR (Standard) Rear Air Suspension		
R 95-05	330 All Models with Reyco 102AR (Standard) Rear Air Suspension		
R 10-21	337 All Models with Reyco 102AR (Standard) Rear Air Suspension		
R 10-21	348 All Models with Reyco 102AR (Standard) Rear Air Suspension		
F 86-08	357 All Conventional Models with Front Air Suspension and Set Back Front Axle.		
R 10-19	365 All Models with Reyco 102AR (Standard) Rear Air Suspension		
F 89-93	372 All C.O.E. Models with Front Air Suspension		
F 87-96	375 All Conventional Models with Front Air Suspension and Set Back Front Axle.		
F 99	376 All Conventional Models with Front Air Suspension and Set Back Front Axle.		
F 94-96	376 All Conventional Models with Front Air Suspension and Set Back Front Axle.		
F 88-92	376 All Conventional Models with Front Air Suspension and Set Back Front Axle.		
F 87-01	377 All Conventional Models with Front Air Suspension and Set Back Front Axle.		
F 88-07	378 All Conventional Models with Front Air Suspension and Set Back Front Axle.		
F 86-07	379 All Conventional Models with Front Air Suspension and Set Back Front Axle.		
F 95-07	385 All Conventional Models with Front Air Suspension and Set Back Front Axle.		
F 94-96	376 All Conventional Models with Front Air Suspension and Set Back Front Axle.		
F 88-92	376 All Conventional Models with Front Air Suspension and Set Back Front Axle.		
F 87-01	377 All Conventional Models with Front Air Suspension and Set Back Front Axle.		
F 88-07	378 All Conventional Models with Front Air Suspension and Set Back Front Axle.		

Numerical listing

Shock	POP	Alternative No.	MTG Acc. Supplied
Pos.	Year	Application	
85013 C (cont)			
F	86-07	379	All Conventional Models with Front Air Suspension and Set Back Front Axle.
R	11-17	382	All Models with Reyco 102AR (Standard) Rear Air Suspension
F	06-16	386	All Conventional Models with Front Air Suspension and Set Back Front Axle.
F	00-11	387	All Conventional Models with Front Air Suspension and Set Back Front Axle.
F	08-15	388	All Conventional Models with Front Air Suspension and Set Back Front Axle.
F	08-22	389	All Conventional Models with Front Air Suspension and Set Back Front Axle.
R	17-22	520	All Models with Reyco 102AR (Standard) Rear Air Suspension
R	13-22	579	All Models with Reyco 102AR (Standard) Rear Air Suspension
R	11-18	587	All Models with Reyco 102AR (Standard) Rear Air Suspension
R			REYCO SUSPENSION DRIVE AXLE
R			SAF HOLLAND TRUCK & TRACTOR AIR SUSPENSION (TAG AXLE)
R	91-92		SPARTAN MOTORS MOTORHOME All Models with Tuthill 102 AR Air Suspension
R	93-95		MOUNTAIN MASTER All Models with Tuthill 102 AR Air Suspension
R	99-10		STERLING TRUCK A9500 All Models with Hendrickson HAS Rear Air Suspension
R	99-01	A9513	All Models with Hendrickson HAS Rear Air Suspension
R	99	A9522	All Models with Hendrickson HAS Rear Air Suspension
R	99-10	L8500	All Models with Hendrickson HAS Rear Air Suspension
R	99	L8501	All Models with Hendrickson HAS Rear Air Suspension
R	99-01	L8513	All Models with Hendrickson HAS Rear Air Suspension
R	99-10	L9500	All Models with Hendrickson HAS Rear Air Suspension
R	99-00	L9501	All Models with Hendrickson HAS Rear Air Suspension
R	99-01	L9511	All Models with Hendrickson HAS Rear Air Suspension
R	99-00	L9513	All Models with Hendrickson HAS Rear Air Suspension
R	99	L9522	All Models with Hendrickson HAS Rear Air Suspension
R			TRAILMOBILE CANADA CORP. VARIOUS
R			TUTHILL TECHNOLOGIIES DRIVE AXLE
85014 C			
F			CHANCE COACH TRANSIT BUS VARIOUS
R			CUSH CORPORATION VARIOUS
R			HARDEE MFG. VARIOUS
R			HENDRICKSON TRAILER SUSPENSION SYSTEMS TOP MOUNT STYLE
R			UNDERSLUNG STYLE
F	89-05		MACK CH All Models with O.E.M. Number
F	04-07	CHN	All CHN-613 Models with 14,600 lb Front Axle
F	08-19	CHU	All CHU-613 Models with 12,000 lb or 14,600 lb Front Axle
F	04-08	CXN	All Models with O.E.M. Number
F	15-17	GRANITE	All Models with 12,000 lb or 14,600 lb Front Axle
F	12-19	GU4	All GU432 Models with 12,000 lb or 14,600 lb Front Axle
F	12-18	GU5	All GU533 Models with 12,000 lb or 14,600 lb Front Axle
F	19-22	PINNACLE	All Models with 12,000 lb or 14,600 lb Front Axle
R			RIDEWELL CORP. TRAILER AIR-RIDES
R			TRUCK AIR-RIDES
R			SAF HOLLAND TRAILER AIR SUSPENSION
R			TRUCK, BUS & MOTORHOME AIR SUSPENSIONS

85000 Series

Shock	POP	Alternative No.	MTG Acc. Supplied
Pos.	Year	Application	
85014 C (cont)			
F			THOMAS VARIOUS
R			TUTHILL TECHNOLOGIIES TRAILER
R			WATSON & CHALIN MFG. INC. VARIOUS
85023 C 140149 (1)			
R			VOLVO FE SERIES
85024 D 140149 (1)			
R			AUTOCAR LLC. ADDITIONAL APPLICATIONS
R			INTERNATIONAL VARIOUS
R			VOLVO WCA & WIA SERIES
R			WG SERIES
R			WH SERIES
85026 D 145054 (1)			
F			AUTOCAR LLC. ADDITIONAL APPLICATIONS
F			GMC WCA & WIA SERIES
F			VOLVO WCA & WIA SERIES
F			WG SERIES
F			WH SERIES
85027 D 145054 (2)			
F			AUTOCAR LLC. ADDITIONAL APPLICATIONS
F			INTERNATIONAL SERIES 4000 - SHORT CONVENTIONAL MEDIUM TRK & TRAC
F			SERIES 7000 - SHORT CONV. MEDIUM TRUCK & TRACTOR
F			VOLVO WCA & WIA SERIES
F			WG SERIES
85029 B			
F	89-04		BLUE BIRD TC2000 All Buses with Ridewell Front Suspension with O.E.M. Number
R	06		COACHMEN CROSS COUNTRY
R	03-05		CROSS COUNTRY ELITE
R	03-05		CROSS COUNTRY SE
F	00-10		COUNTRY COACH AFFINITY All MotorHomes with Neway IFS
F	00		CONCEPT All MotorHomes with Neway IFS
F	00-04		MAGNA All MotorHomes with Neway IFS
F	05-10		MAGNA 630 All MotorHomes with Neway IFS
R			DURA SUSPENSION VARIOUS
R			EAST MANUFACTURING CORP. VARIOUS
R	02-06		FLEETWOOD BOUNDER All MotorHomes with Freightliner XC Chassis and ADL200 Suspension w/ 20K Rear
R	02-06		DISCOVERY All MotorHomes with Freightliner XC Chassis and ADL200 Suspension w/ 20K Rear
R	02-06		EXCURSION All MotorHomes with Freightliner XC Chassis and ADL200 Suspension w/ 20K Rear
R	04-06		PROVIDENCE All MotorHomes with Freightliner XC Chassis and ADL200 Suspension w/ 20K Rear
R	02-04		FOREST RIVER REFLECTION
R	02-06		TSUNAMI
R	03-12		FREIGHTLINER VC CHASSIS
R	03-12		XC CHASSIS
R	03-06		GULF STREAM ATRIUM
R	02-06		FRIENDSHIP
R	02		INDEPENDENCE All MotorHomes with Freightliner XC Chassis and ADL200 Suspension w/ 20K Rear
R	02-06		SCENIC CRUISER
R	02-04		YELLOWSTONE
R			HENDRICKSON TRAILER SUSPENSION SYSTEMS ADDITIONAL APPLICATIONS
R			INTRAAAX
R			TOP MOUNT STYLE
R			UNDERSLUNG STYLE
R	95-03		HOLIDAY RAMBLER CLASS A MOTORHOMES
F			INTERNATIONAL SERIES 9300, 9300I, 9400 & 9400I LONG HOOD CONV.
F			SERIES 9900, 9900I, 9900IX LONG HOOD CONV. TRUCK
R	02-06		ITASCA CLASS A MOTORHOMES
R	04-06		KING OF THE ROAD CLASS A MOTORHOMES

Numerical listing

Shock	POP	Alternative No.	MTG Acc. Supplied
Pos.	Year	Application	
85029 B (cont)			
R	04-06		MANDALAY COACH CLASS A MOTORHOMES
R	95-99		MONACO COACH VARIOUS
R	02-06		NEWMAR CLASS A MOTORHOMES
R			PAGE SUSPENSION VARIOUS
R			RIDEWELL CORP. TRUCK AIR-RIDES
R			SAF HOLLAND TRAILER AIR SUSPENSION
R	97-00		SPARTAN MOTORS ALPINE All MotorHome Chassis with O.E.M. Number
R	97-00		VARIOUS
R	02-06		THOR MOTOR COACH CLASS A MOTORHOMES
R			TRAILMOBILE CANADA CORP. VARIOUS
R			WATSON & CHALIN MFG. INC. VARIOUS
R	02-06		WINNEBAGO JOURNEY All MotorHomes with Freightliner XC Chassis and ADL200 Suspension w/ 20K Rear
R	06		TOUR All MotorHomes with Freightliner XC Chassis and ADL200 Suspension w/ 20K Rear
R	06		VECTRA All MotorHomes with Freightliner XC Chassis and ADL200 Suspension w/ 20K Rear
85030 C			
F			BLUE BIRD ADDITIONAL APPLICATIONS
R			ADDITIONAL APPLICATIONS
R			EAST MANUFACTURING CORP. VARIOUS
F	96-98		FORD A9513 All All with 13200 lb or 14600 lb Axle and 54" Taperleaf Spring
F	97		A9522 All All with 13200 lb or 14600 lb Axle and 54" Taperleaf Spring
F	96-98		AT9513 All All with 13200 lb or 14600 lb Axle and 54" Taperleaf Spring
F	97-98		AT9522 All All with 13200 lb or 14600 lb Axle and 54" Taperleaf Spring
F	96-98		LOUISVILLE SERIES - CONVENTIONAL CAB
R			HENDRICKSON TRAILER SUSPENSION SYSTEMS TOP MOUNT STYLE
R			UNDERSLUNG STYLE
R			HENDRICKSON TRUCK SUSPENSION SYSTEMS HN - SERIES
F			INTERNATIONAL SERIES 3000 - SCHOOL BUS CHASSIS
R			SERIES 5000, 5000I - SEVERE SERVICE CONV TRK & TRAC
R			SERIES 8000 - CONVENTIONAL HEAVY DUTY TRACTOR
R			SERIES 9100, 9100I - TRACTOR & STRAIGHT TRUCK
R			SERIES 9200, 9200I - TRACTOR & STRAIGHT TRUCK
F			SERIES 9300, 9300I, 9400 & 9400I LONG HOOD CONV.
R			SERIES 9300, 9300I, 9400 & 9400I LONG HOOD CONV.
F			SERIES 9600 & 9700 PREMIUM CABOVER TRACTOR
R			SERIES 9800 - PREMIUM CABOVER TRACTOR
F			SERIES 9900, 9900I, 9900IX LONG HOOD CONV. TRUCK
R			SERIES 9900, 9900I, 9900IX LONG HOOD CONV. TRUCK
F			PACIFIC TRUCK & TRAILER VARIOUS
R			REYCO SUSPENSION DRIVE AXLE
R			SAF HOLLAND TRUCK, BUS & MOTORHOME AIR SUSPENSIONS
R	00-21		TRUCK, BUS & MOTORHOME AIR SUSPENSIONS
R	97-00		SPARTAN MOTORS HIGHLANDER All With I Beam Front Suspension
R	91-96		K2
R	97-00		K2 All With I Beam Front Suspension
R	97-00		K2 All With Independent Front Granning Suspension

Numerical listing

Shock	POP	Alternative No.	MTG Acc. Supplied
Pos.	Year	Application	
85030	C (cont)		
R	97-00	MOUNTAIN MASTER All With Independent Front Granning Suspension	
R	95-00	MOUNTAIN MASTER All With I Beam Front Suspension	
F	99-10	STERLING TRUCK A9500 All All with 13200 lb or 14600 lb Axle and 54" Taperleaf Spring	
F	99-01	A9513 All All with 13200 lb or 14600 lb Axle and 54" Taperleaf Spring	
F	99	A9522 All All with 13200 lb or 14600 lb Axle and 54" Taperleaf Spring	
F	99-10	L8500 All All with 13200 lb or 14600 lb Axle and 54" Taperleaf Spring	
F	99	L8501 All All with 13200 lb or 14600 lb Axle and 54" Taperleaf Spring	
F	99-01	L8513 All All with 13200 lb or 14600 lb Axle and 54" Taperleaf Spring	
F	99-10	L9500 All All with 13200 lb or 14600 lb Axle and 54" Taperleaf Spring	
F	99-00	L9501 All All with 13200 lb or 14600 lb Axle and 54" Taperleaf Spring	
F	99-01	L9511 All All with 13200 lb or 14600 lb Axle and 54" Taperleaf Spring	
F	99-00	L9513 All All with 13200 lb or 14600 lb Axle and 54" Taperleaf Spring	
F	99	L9522 All All with 13200 lb or 14600 lb Axle and 54" Taperleaf Spring	
R		TUTHILL TECHNOLOGIIES DRIVE AXLE	
R		WABASH NATIONAL VARIOUS	
85031	D	145147(1)TR0027(2)	
F	93-05	KENWORTH K300 All Models with 12,000 lb Taper Leaf Front Springs (5/8" Top Mounting bolt)	
F	08-13	T170 All Models with 8,000 lb Taper Leaf Front Springs	
F	08-10	T270 All Models with 12,000 lb Front Axle	
F	99-08	T300 All Models with 12,000 lb Taper Leaf Front Springs (5/8" Top Mounting bolt)	
F	08-10	T370 All Models with 12,000 lb Front Axle	
85033	B	145099 (1)	
R		INTERNATIONAL VARIOUS	
R	95-02	PETERBILT 330 All Models with Peterbilt 40000 lb Low Air Leaf Suspension	
R	87-01	357 All Models with Peterbilt Low Air Leaf Suspension	
R	81-01	362 All Models with Peterbilt Low Air Leaf Suspension	
R	89-93	372 All Models with Peterbilt Low Air Leaf Suspension	
R	87-96	375 All Models with Peterbilt Low Air Leaf Suspension	
R	99	376 All Models with Peterbilt Low Air Leaf Suspension	
R	94-96	376 All Models with Peterbilt Low Air Leaf Suspension	
R	88-92	376 All Models with Peterbilt Low Air Leaf Suspension	
R	87-01	377 All Models with Peterbilt Low Air Leaf Suspension	
R	88-02	378 All Models with Peterbilt Low Air Leaf Suspension	
R	86-02	379 All Models with Peterbilt Low Air Leaf Suspension	
R	95-02	385 All Models with Peterbilt Low Air Leaf Suspension	
R	00-02	387 All Models with Peterbilt Low Air Leaf Suspension	
85036	C		
R		AUTOCAR LLC. ADDITIONAL APPLICATIONS	
R	20	XPRT All 4 X 2 Models (CLASS 7 & 8) Models with Hendrickson HTS 210 Suspension	
R		BLUE BIRD ALL AMERICAN SERIES (FE & RE MODELS)	
R		HENDRICKSON TRUCK SUSPENSION SYSTEMS ADDITIONAL APPLICATIONS	
R		LION VARIOUS	
F	02-08	MACK CV All CV-713 Models with 18,000 lb Front Axles	
R	15-24	GRANITE All Models with Hendrickson HAS Series Rear Suspension	

85000 Series

Shock	POP	Alternative No.	MTG Acc. Supplied
Pos.	Year	Application	
85036	C (cont)		
R	08-19	GU7 All GU713 Models with Hendrickson HAS Series Rear Suspension	
R	08-19	GU8 All GU813 Models with Hendrickson HAS Series Rear Suspension	
F	81-07	MR All Models with Front Taperleaf Springs	
F	81-91	R All Models with Front Taperleaf Springs	
F	81-91	R All R, U, RD 600 Models/ MR600 Models with Front Taperleaf Springs	
F	81-91	R All R600 Models-3 1/2" Wide springs	
F	07	RD All Models with Front Taperleaf Springs	
F	07	RD All RD600 Models-3 1/2" Wide springs	
F	81-04	RD All Models with Front Taperleaf Springs	
F	81-04	RD All RD600 Models-3 1/2" Wide springs	
R	10-17	TD700 All Titan TD713 Models with Hendrickson HAS Series Rear Suspension	
R	08-17	TITAN All Models with Hendrickson HAS Series Rear Suspension	
F	81-89	U All Models with Front Taperleaf Springs	
F	86-08	PETERBILT 357 All Conventional Models with Front Air Suspension and without Set Back Front Axle.	
F	86-06	362 All C.O.E. Models with 14600 lb Taper Leaf Springs and Set Back Front Axle	
F	87-96	375 All Conventional Models with Front Air Suspension and without Set Back Front Axle.	
F	99	376 All Conventional Models with Front Air Suspension and without Set Back Front Axle.	
F	94-96	376 All Conventional Models with Front Air Suspension and without Set Back Front Axle.	
F	88-92	376 All Conventional Models with Front Air Suspension and without Set Back Front Axle.	
F	87-01	377 All Conventional Models with Front Air Suspension and without Set Back Front Axle.	
F	88-07	378 All Conventional Models with Front Air Suspension and without Set Back Front Axle.	
F	86-07	379 All Conventional Models with Front Air Suspension and without Set Back Front Axle.	
F	06-16	386 All Conventional Models with Front Air Suspension and without Set Back Front Axle.	
F	00-11	387 All Conventional Models with Front Air Suspension and without Set Back Front Axle.	
F	08-15	388 All Conventional Models with Front Air Suspension and without Set Back Front Axle.	
F	08-21	389 All Conventional Models with Front Air Suspension and without Set Back Front Axle.	
R		SPARTAN MOTORS VARIOUS	
R	06	VOLVO VHD All Models with Hendrickson HAS Series Rear Suspension	
R		XOS ADDITIONAL O.E.M. INTERCHANGES	
85040	D	401754 (4)	
F	90-91	FORD CL9000 All Models with Multileaf Spring	
F	90-91	CLT9000 All Models with Multileaf Spring	
F		VOLVO FE SERIES	
85043	D		
F	05-07	FREIGHTLINER BUS CHASSIS FC70	
F	99-04	FC70 All Models with 6000 to 9000 lb Front axle	
F	99-07	FC80 All Models with 6000 to 9000 lb Front axle	
F	95-05	FL50 All Models with 6000 to 9000 lb Front axle	
F	91-05	FL60 All Models with 6000 to 9000 lb Front axle	

Numerical listing

Shock	POP	Alternative No.	MTG Acc. Supplied
Pos.	Year	Application	
85043	D (cont)		
F	91-06	FL70 All Models with 6000 to 9000 lb Front axle	
F	91-06	FL80 All Models with 6000 to 9000 lb Front axle	
F	00-02	XCS CHASSIS	
R		HENDRICKSON TRAILER SUSPENSION SYSTEMS UNDERSLUNG STYLE	
R		HENDRICKSON TRUCK SUSPENSION SYSTEMS VARIOUS	
85045	A		
R		CUSH CORPORATION TRAILER SUSPENSIONS - TOP MOUNT	
R		HENDRICKSON TRAILER SUSPENSION SYSTEMS INTRAAX UNDERSLUNG STYLE	
R		INGERSOLL AXLES VARIOUS	
R		REYCO SUSPENSION TRAILER	
R		RIDEWELL CORP. TRAILER AIR-RIDES	
R		SAF HOLLAND TRAILER AIR SUSPENSION	
R		TUTHILL TECHNOLOGIIES TRAILER	
R		UTILITY TRAILER MANUFACTURING COMPANY FLATBEDS	
R		WABASH NATIONAL VARIOUS	
R		WATSON & CHALIN MFG. INC. VARIOUS	
85046	D	140149 (1)	
R		AUTOCAR LLC. ADDITIONAL APPLICATIONS	
R	93-95	VOLVO WCA & WIA SERIES	
R		WG SERIES	
R	93-95	WG SERIES	
R	93-95	WH SERIES	
85047	C	140149 (1)	
F	96-98	FORD A9513 All Models with 12000 or 13200 lb Axle and 54" Multileaf Spring	
F	97	A9522 All Models with 12000 or 13200 lb Axle and 54" Multileaf Spring	
F	96-98	AT9513 All Models with 12000 or 13200 lb Axle and 54" Multileaf Spring	
F	97-98	AT9522 All Models with 12000 or 13200 lb Axle and 54" Multileaf Spring	
F		LOUISVILLE SERIES - CONVENTIONAL CAB	
F	99-10	STERLING TRUCK A9500 All Models with 12000 or 13200 lb Axle and 54" Multileaf Spring	
F	99-01	A9513 All Models with 12000 or 13200 lb Axle and 54" Multileaf Spring	
F	99	A9522 All Models with 12000 or 13200 lb Axle and 54" Multileaf Spring	
F	99-10	L8500 All Models with 12000 or 13200 lb Axle and 54" Multileaf Spring	
F	99	L8501 All Models with 12000 or 13200 lb Axle and 54" Multileaf Spring	
F	99-00	L8511 All Models with 12000 or 13200 lb Axle and 54" Multileaf Spring	
F	99-01	L8513 All Models with 12000 or 13200 lb Axle and 54" Multileaf Spring	
F	99-10	L9500 All Models with 12000 or 13200 lb Axle and 54" Multileaf Spring	
F	99-00	L9501 All Models with 12000 or 13200 lb Axle and 54" Multileaf Spring	
F	99-00	L9511 All Models with 12000 or 13200 lb Axle and 54" Multileaf Spring	
F	99-00	L9513 All Models with 12000 or 13200 lb Axle and 54" Multileaf Spring	
F	99	L9522 All Models with 12000 or 13200 lb Axle and 54" Multileaf Spring	
R		VOLVO VN SERIES - 2200	
R	96-98	WCA & WIA SERIES	
R	96-97	WH SERIES	

Numerical listing

Shock	POP	Alternative No.	MTG Acc. Supplied
Pos.	Year	Application	
85051	D		
R		BLUE BIRD ADDITIONAL APPLICATIONS	
R		GILLIG VARIOUS	
R		OSHKOSH MOTOR TRUCK CO. VARIOUS	
R		REYCO SUSPENSION TRAILER	
R		SAF HOLLAND TRAILER AIR SUSPENSION	
R		TRUCK, BUS & MOTORHOME AIR SUSPENSIONS	
R		TRUCK & TRACTOR AIR SUSPENSION (TAG AXLE)	
R		STOUGHTON TRAILERS INC. VARIOUS	
R		TRAILMOBILE CANADA CORP. VARIOUS	
R		TUTHILL TECHNOLOGIIES TRAILER	
R		WABASH NATIONAL VARIOUS	
85052	B		
R		BLUE BIRD ADDITIONAL APPLICATIONS	
R		GREAT DANE TRAILER VARIOUS	
R		HENDRICKSON TRAILER SUSPENSION SYSTEMS	
R		ADDITIONAL APPLICATIONS	
R		UNDERSLUNG STYLE	
R		INGERSOLL AXLES VARIOUS	
R		REYCO SUSPENSION TRAILER	
R		SAF HOLLAND TRUCK & TRACTOR AIR SUSPENSION (TAG AXLE)	
R		TUTHILL TECHNOLOGIIES TRAILER	
R		WABASH NATIONAL VARIOUS	
R		WATSON & CHALIN MFG. INC. VARIOUS	
R		WCWB SERIES TRAILER AIR SUSPENSION	
85053	C		145126 (2)
F		WESTERN STAR 3800 SERIES - HERITAGE CLASS	
F		4800 & 4900 SERIES - CONSTELLATION CLASS	
F		4800 & 4900 SERIES - HERITAGE CLASS	
F		4900	
F		5800 & 5900 SERIES - CONSTELLATION CLASS	
F		5900 & 6900 SERIES - HERITAGE CLASS	
F		6900	
85054	D		145080 (2)
F	96-98	FORD A9513 All All Models with 10000 lb or 12000 lb Axle and 54" Taperleaf Spring	
F	96-98	A9513 All Models with 8500 or 9000 lb Axle and 54" Taperleaf Spring	
F	97	A9522 All All Models with 10000 lb or 12000 lb Axle and 54" Taperleaf Spring	
F	97	A9522 All Models with 8500 or 9000 lb Axle and 54" Taperleaf Spring	
F	96	AEROMAX (A, AT, AAT, 8500, 9500) SERIES	
F	96-98	AT9513 All All Models with 10000 lb or 12000 lb Axle and 54" Taperleaf Spring	
F	96-98	AT9513 All Models with 8500 or 9000 lb Axle and 54" Taperleaf Spring	
F	97-98	AT9522 All All Models with 10000 lb or 12000 lb Axle and 54" Taperleaf Spring	
F	97-98	AT9522 All Models with 8500 or 9000 lb Axle and 54" Taperleaf Spring	
F	96-97	CF7000 All Models with 16000 lb. Multileaf Spring	
F	96-97	CF8000 All Models with 16000 lb. Multileaf Spring	
F	96-97	CFT8000 All Models with 16000 lb. Multileaf Spring	
F	96	LA8000F All Models with 16000 lb. Multileaf Spring	
F	96-97	LOUISVILLE SERIES - CONVENTIONAL CAB	
F	99-10	STERLING TRUCK A9500 All Models with 10000 lb or 12000 lb Axle and 54" Taperleaf Spring	

85000 Series

Shock	POP	Alternative No.	MTG Acc. Supplied
Pos.	Year	Application	
85054	D (cont)		145080 (2)
F	99-10	A9500 All Models with 8500 or 9000 lb Axle and 54" Taperleaf Spring	
F	99-01	A9513 All Models with 10000 lb or 12000 lb Axle and 54" Taperleaf Spring	
F	99-01	A9513 All Models with 8500 or 9000 lb Axle and 54" Taperleaf Spring	
F	99	A9522 All Models with 10000 lb or 12000 lb Axle and 54" Taperleaf Spring	
F	99	A9522 All Models with 8500 or 9000 lb Axle and 54" Taperleaf Spring	
F	99-01	AT9513 All Models with 10000 lb or 12000 lb Axle and 54" Taperleaf Spring	
F	99-01	AT9513 All Models with 8500 or 9000 lb Axle and 54" Taperleaf Spring	
F	99-00	AT9522 All Models with 10000 lb or 12000 lb Axle and 54" Taperleaf Spring	
F	99-00	AT9522 All Models with 8500 or 9000 lb Axle and 54" Taperleaf Spring	
F	98	CARGO LINE	
F	98	L - LINE 8500 SERIES - CONVENTIONAL CAB	
F	98-09	L - LINE 9500 SERIES - CONVENTIONAL CAB	
85055	D		145080 (2)
F	96-98	FORD A9513 All All with 12000 lb, 13000 lb or 14600 lb Axle and 60" Taperleaf Spring	
F	97	A9522 All All with 12000 lb, 13000 lb or 14600 lb Axle and 60" Taperleaf Spring	
F	96-98	AT9513 All All with 12000 lb, 13000 lb or 14600 lb Axle and 60" Taperleaf Spring	
F	97-98	AT9522 All All with 12000 lb, 13000 lb or 14600 lb Axle and 60" Taperleaf Spring	
F	96-98	LOUISVILLE SERIES - CONVENTIONAL CAB	
F	99-10	STERLING TRUCK A9500 All All Models with 12000 lb, 13200 lb or 14600 lb Axle and 60" Taperleaf Spring	
F	99-10	A9500 All Models with 14600 lb or 16000 lb Axle and 54" Multi-leaf Spring	
F	99-01	A9513 All All Models with 12000 lb, 13200 lb or 14600 lb Axle and 60" Taperleaf Spring	
F	99-01	A9513 All Models with 14600 lb or 16000 lb Axle and 54" Multi-leaf Spring	
F	99	A9522 All All Models with 12000 lb, 13200 lb or 14600 lb Axle and 60" Taperleaf Spring	
F	99	A9522 All Models with 14600 lb or 16000 lb Axle and 54" Multi-leaf Spring	
F	99-10	L8500 All Models with 12000 lb, 13200 lb or 14600 lb Axle and 60" Taperleaf Spring	
F	99-10	L8500 All Models with 14600 lb or 16000 lb Axle and 54" Multi-leaf Spring	
F	99	L8501 All Models with 12000 lb, 13200 lb or 14600 lb Axle and 60" Taperleaf Spring	
F	99	L8501 All Models with 14600 lb or 16000 lb Axle and 54" Multi-leaf Spring	
F	99-00	L8511 All Models with 12000 lb, 13200 lb or 14600 lb Axle and 60" Taperleaf Spring	
F	99-00	L8511 All Models with 14600 lb or 16000 lb Axle and 54" Multi-leaf Spring	
F	99-01	L8513 All Models with 12000 lb, 13200 lb or 14600 lb Axle and 60" Taperleaf Spring	
F	99-01	L8513 All Models with 14600 lb or 16000 lb Axle and 54" Multi-leaf Spring	
F	99-10	L9500 All Models with 12000 lb, 13200 lb or 14600 lb Axle and 60" Taperleaf Spring	

Numerical listing

Shock	POP	Alternative No.	MTG Acc. Supplied
Pos.	Year	Application	
85055	D (cont)		145080 (2)
F	99-10	L9500 All Models with 14600 lb or 16000 lb Axle and 54" Multi-leaf Spring	
F	99-00	L9501 All Models with 12000 lb, 13200 lb or 14600 lb Axle and 60" Taperleaf Spring	
F	99-00	L9501 All Models with 14600 lb or 16000 lb Axle and 54" Multi-leaf Spring	
F	99-00	L9511 All Models with 12000 lb, 13200 lb or 14600 lb Axle and 60" Taperleaf Spring	
F	99-00	L9511 All Models with 14600 lb or 16000 lb Axle and 54" Multi-leaf Spring	
F	99-00	L9513 All Models with 12000 lb, 13200 lb or 14600 lb Axle and 60" Taperleaf Spring	
F	99-00	L9513 All Models with 14600 lb or 16000 lb Axle and 54" Multi-leaf Spring	
F	99	L9522 All Models with 12000 lb, 13200 lb or 14600 lb Axle and 60" Taperleaf Spring	
F	99	L9522 All Models with 14600 lb or 16000 lb Axle and 54" Multi-leaf Spring	
85058	C		
F		BLUE BIRD ALL AMERICAN SERIES (FE & RE MODELS)	
F		FREIGHTLINER MB CHASSIS	
F	98-23	MT45 All Step Van Models with O.E.M. Number	
F		MT55	
F		VARIOUS	
F	99-14	INTERNATIONAL 5600I All Models with 16,000 lb to 20,000 lb Front axle	
F	00-12	5900I All Models with 16,000 lb to 20,000 lb Front axle	
F	18-23	HX520 All Models with 12,000 lb to 14,000 lb Parabolic Taperleaf Front Suspension	
F		PAYSTAR	
F		SERIES 2000 - CONVENTIONAL TRUCK (SEVERE SERVICE)	
F		SERIES 4000 - SHORT CONVENTIONAL MEDIUM TRK & TRAC	
F		SERIES 8000 - CONVENTIONAL HEAVY DUTY TRACTOR	
F		SERIES 9300, 9300I, 9400 & 9400I LONG HOOD CONV.	
F		SERIES 9600 & 9700 PREMIUM CABOVER TRACTOR	
F		SERIES 9900, 9900I, 9900IX LONG HOOD CONV. TRUCK	
F		WORKSTAR - 7000 SERIES	
F		OSHKOSH MOTOR TRUCK CO. VARIOUS	
F		PIERCE MFG. INC. VARIOUS	
R	93-00	SAFARI MOTOR COACH CLASS A MOTORHOMES	
F		THOMAS VARIOUS	
85059	D		
R		RED LION TRAILER VARIOUS	
R		SAF HOLLAND TRAILER AIR SUSPENSION	
R		STOUGHTON TRAILERS INC. VARIOUS	
R		TRAILMOBILE CANADA CORP. VARIOUS	
R		WABASH NATIONAL VARIOUS	
85060	C		
R	08-20	AUTOCAR LLC. XPEDITOR All 8 X 4 Models with Chalmers 800 Series - 46K Tandem Truck Suspensions (HD Shock Kit with High Mounts)	
R		CHALMERS SUSPENSION VARIOUS	
R	01-07	FREIGHTLINER CONDOR All Models with Chalmers 46,000 lb Rear Suspension	
R	01-20	CORONADO All Models with Chalmers 46,000 lb Rear Suspension	
R		INTERNATIONAL VARIOUS	
R	12-21	KENWORTH T440	
R	10-18	T470	
R	87-21	T800 All Models with Chalmers 40,000 lb Rear Suspension	

Numerical listing

Shock	POP	Alternative No.	MTG Acc. Supplied
Pos.	Year	Application	
85060	C (cont)		
R	00-09	T800B, T800B(8X4), T800SH, T800H, T800W	
R	87-08	PETERBILT 357 All Models with Chalmers 40,000 lb Rear Suspension	
R	81-06	362 All Models with Chalmers 40,000 lb Rear Suspension	
R	08-19	365 All Models with Chalmers 40,000 lb Rear Suspension	
R	08-19	367 All Models with Chalmers 40,000 lb Rear Suspension	
R	89-93	372 All Models with Chalmers 40,000 lb Rear Suspension	
R	87-96	375 All Models with Chalmers 40,000 lb Rear Suspension	
R	99	376 All Models with Chalmers 40,000 lb Rear Suspension	
R	94-96	376 All Models with Chalmers 40,000 lb Rear Suspension	
R	88-92	376 All Models with Chalmers 40,000 lb Rear Suspension	
R	87-01	377 All Models with Chalmers 40,000 lb Rear Suspension	
R	88-07	378 All Models with Chalmers 40,000 lb Rear Suspension	
R	86-07	379 All Models with Chalmers 40,000 lb Rear Suspension	
R		385	
R	14-19	567 All Models with Chalmers 40,000 lb Rear Suspension	
R		SAF HOLLAND TRAILER AIR SUSPENSION	
R		TRUCK, BUS & MOTORHOME AIR SUSPENSIONS	
R		WATSON & CHALIN MFG. INC. VARIOUS	
R		WESTERN STAR 5900 & 6900 SERIES - HERITAGE CLASS	

Shock	POP	Alternative No.	MTG Acc. Supplied
Pos.	Year	Application	
85061	A		
F	21-23	MACK ANTHEM All Anthem 64T Models with 12,000 to 12,500 lb Front Axles	
F	21-22	ANTHEM All Anthem 64T Models with 13,200 to 14,600 lb Front Axles	
F	18-20	ANTHEM All Anthem 64T Models with 13,200 lb Front Axles	
F	04-07	CHN All CHN-613 Models with 12,000 lb Front Axle	
R	07	CHU	
R	98-05	CX All CX Vision Models w/ Hendrickson Air Suspension	
R	98-05	CX All CX Vision Models w/ Parabolic Spring	
F	98-05	CX All Models with O.E.M. Number	
F	05-08	CXN All CXN-613 Models with 12,000 lb Front Axles	
R	08	CXN All CXN-613 Models with 40,000 lb Rear Air Suspensions	
F	06-07	CXP All CXP-613 Models with 12,000 lb Front Axles	
R	06-07	CXP All CXP-613 Models with 40,000 lb Rear Air Suspensions	
F	11-18	CXU All CXU613 Models with 12,000 - 14,600 lb Front Axles	
F	08-10	CXU All CXU613 Models with 12,000 lb Front Axles	
R	08-10	CXU All CXU613 Models with 40,000 lb Rear Air Suspensions	
F	06-10	POWERHOUSE COACH INC. VARIOUS	
F	06-10	RENEGADE VARIOUS	
F	14	VOLVO VAH SERIES	
F	00-24	VNL All Models with 12,000 - 13,200 lb Front Axles	
F	06-24	VNL 300	
F	16-20	VNL 300 All Models with 12,000 - 13,200 lb Front Axles	
F	06-10	VNL 430	
F	15-16	VNL 430 All Models with 12,500 - 14,600 lb Front Axle	
F	06-10	VNL 630	
F	15-16	VNL 630 All Models with 12,500 - 14,600 lb Front Axle	
F	06-10	VNL 670	
F	15-16	VNL 670 All Models with 12,500 - 14,600 lb Front Axle	
F	17-24	VNL 740	
F	17-20	VNL 740 All Models with 12,500 - 14,600 lb Front Axle	
F	21-24	VNL 760	
F	17-20	VNL 760 All Models with 12,500 - 14,600 lb Front Axle	

85000 Series

Shock	POP	Alternative No.	MTG Acc. Supplied
Pos.	Year	Application	
85061	A (cont)		
F	20	VNL 760 All Models with 13,200 lb to 14,600 lb Front Axle	
F	21-24	VNL 860	
F	17-20	VNL 860 All Models with 12,500 - 14,600 lb Front Axle	
F	06-24	VNL SERIES	
F	11-18	VNM All Models with 12,000 - 14,600 lb Front Axle	
F	21-24	VNR All Models with 12,000 lb to 12,500 lb Front Axle	
F	21-24	VNR All Models with 13,200 lb to 14,600 lb Front Axle	
F	18-19	VNR All Models with 12,500 lb Front Axle	
F	17-24	VNR 300	
F	17-24	VNR 400	
F	17-24	VNR 640	
F		VN SERIES - 2200	
F	19-20	VNX All Models with 12,500 - 14,600 lb Front Axle	
F	14-17	VNX All Models with 12,500 - 14,600 lb Front Axle	
F	06-10	VT All All Models with 12,000 - 13,200 lb Front Axles	

Shock	POP	Alternative No.	MTG Acc. Supplied
Pos.	Year	Application	
85062	A 145080 (2)		
F	23	KENWORTH T880 All Models with 18,000 lb to 23,000 lb Taperleaf Front Spring Suspension and Set Forward Front Axle.	
F	20	W900 All Models with 18,000 lb to 23,000 lb Taperleaf Front Spring Suspension and Set Forward Front Axle.	
F		W900, W900B, W900L, W900S	
F	23	W990 All Models with 18,000 lb to 23,000 lb Taperleaf Front Spring Suspension and Set Forward Front Axle.	
F	01-18	PETERBILT 320 All Models with 18,000 lb to 23,000 lb Taperleaf Front Spring Suspension and Set Forward Front Axle.	
F	87-18	320 All Models with 12,000 lb to 14,600 lb Taperleaf Spring Suspension and Set Forward Front Axle.	
F	87-08	357 All Models with 12,000 lb to 14,600 lb Taperleaf Spring Suspension and Set Forward Front Axle.	
F	87-08	357 All Models with 18,000 lb to 23,000 lb Taperleaf Front Spring Suspension and Set Forward Front Axle.	
F	08-22	365 All Models with 18,000 lb to 23,000 lb Taperleaf Front Spring Suspension and Set Forward Front Axle.	
F	08-20	365 All Models with 12,000 lb to 14,600 lb Taperleaf Spring Suspension and Set Forward Front Axle.	
F	08-24	367 All Models with 18,000 lb to 23,000 lb Taperleaf Front Spring Suspension and Set Forward Front Axle.	
F	14-20	367 All Models with 12,000 lb to 14,600 lb Taperleaf Spring Suspension and Set Forward Front Axle.	
F	87-96	375 All Models with 12,000 lb to 14,600 lb Taperleaf Spring Suspension and Set Forward Front Axle.	
F	87-96	375 All Models with 18,000 lb to 23,000 lb Taperleaf Front Spring Suspension and Set Forward Front Axle.	
F	02	376	
F	00	376	
F	99	376 All Models with 12,000 lb to 14,600 lb Taperleaf Spring Suspension and Set Forward Front Axle.	
F	99	376 All Models with 18,000 lb to 23,000 lb Taperleaf Front Spring Suspension and Set Forward Front Axle.	
F	95-96	376 All Models with 12,000 lb to 14,600 lb Taperleaf Spring Suspension and Set Forward Front Axle.	

Numerical listing

Shock	POP	Alternative No.	MTG Acc. Supplied
Pos.	Year	Application	
85062	A (cont) 145080 (2)		
F	95-96	376 All Models with 18,000 lb to 23,000 lb Taperleaf Front Spring Suspension and Set Forward Front Axle.	
F	92	376 All Models with 12,000 lb to 14,600 lb Taperleaf Spring Suspension and Set Forward Front Axle.	
F	92	376 All Models with 18,000 lb to 23,000 lb Taperleaf Front Spring Suspension and Set Forward Front Axle.	
F	88-90	376 All Models with 12,000 lb to 14,600 lb Taperleaf Spring Suspension and Set Forward Front Axle.	
F	88-90	376 All Models with 18,000 lb to 23,000 lb Taperleaf Front Spring Suspension and Set Forward Front Axle.	
F	87-01	377 All Models with 12,000 lb to 14,600 lb Taperleaf Spring Suspension and Set Forward Front Axle.	
F	87-01	377 All Models with 18,000 lb to 23,000 lb Taperleaf Front Spring Suspension and Set Forward Front Axle.	
F	88-07	378 All Models with 12,000 lb to 14,600 lb Taperleaf Spring Suspension and Set Forward Front Axle.	
F	88-07	378 All Models with 18,000 lb to 23,000 lb Taperleaf Front Spring Suspension and Set Forward Front Axle.	
F	86-07	379 All Models with 12,000 lb to 14,600 lb Taperleaf Spring Suspension and Set Forward Front Axle.	
F	86-07	379 All Models with 18,000 lb to 23,000 lb Taperleaf Front Spring Suspension and Set Forward Front Axle.	
F	11-17	382 All Models with 12,000 lb to 14,600 lb Taperleaf Spring Suspension and Set Forward Front Axle.	
F	13-16	384 All Models with 12,000 lb to 14,600 lb Taperleaf Spring Suspension and Set Forward Front Axle. (Heavy Duty)	
F	08-12	384 All Models with 12,000 lb to 14,600 lb Taperleaf Spring Suspension and Set Forward Front Axle.	
F	06-16	386 All Models with 12,000 lb to 14,600 lb Taperleaf Spring Suspension and Set Forward Front Axle.	
F	06-16	386 All Models with 18,000 lb to 23,000 lb Taperleaf Front Spring Suspension and Set Forward Front Axle.	
F		387	
F	13-15	388 All Models with 12,000 lb to 14,600 lb Taperleaf Spring Suspension and Set Forward Front Axle. (Heavy Duty)	
F	08-15	388 All Models with 12,000 lb to 14,600 lb Taperleaf Spring Suspension and Set Forward Front Axle.	
F	08-15	388 All Models with 18,000 lb to 23,000 lb Taperleaf Front Spring Suspension and Set Forward Front Axle.	
F	08-24	389 All Models with 12,000 lb to 14,600 lb Taperleaf Spring Suspension and Set Forward Front Axle.	
F	08-23	389 All Models with 18,000 lb to 23,000 lb Taperleaf Front Spring Suspension and Set Forward Front Axle.	
F	17-24	520 All Models with 18,000 lb to 23,000 lb Taperleaf Front Spring Suspension and Set Forward Front Axle.	
F	14-24	567 All Models with 12,000 lb to 14,600 lb Taperleaf Spring Suspension and Set Forward Front Axle.	

Numerical listing

Shock	POP	Alternative No.	MTG Acc. Supplied
Pos.	Year	Application	
85062	A (cont)	145080 (2)	
F	14-23	567	All Models with 18,000 lb to 23,000 lb Taperleaf Front Spring Suspension and Set Forward Front Axle.
F	13-18	579	All Models with 12,000 lb to 14,600 lb Taperleaf Spring Suspension and Set Forward Front Axle.
F	11-18	587	All Models with 12,000 lb to 14,600 lb Taperleaf Spring Suspension and Set Forward Front Axle.
85063	D	145080 (2)	
F	94-97	FORD F-700 All Models with 52" or 54" Taperleaf Springs and with 10000 or 12000 lb Axle	
F	94-97	F-800 All Models with 52" or 54" Taperleaf Springs and with 10000 or 12000 lb Axle	
F	94-97	FT900 All Models with 52" or 54" Taperleaf Springs and with 10000 or 12000 lb Axle	
85064	C		
R		CUSH CORPORATION TRAILER SUSPENSIONS - LOW MOUNT	
R		TRAILER SUSPENSIONS - TOP MOUNT	
R		GREAT DANE TRAILER VARIOUS	
R		HENDRICKSON TRAILER SUSPENSION SYSTEMS UNDERSLUNG STYLE	
R		WATSON & CHALIN MFG. INC. VARIOUS	
85065	D	145128 (1)	
R		MACK GRANITE	
R	18-23	GRANITE All Granite 64BR & 64FR Models with 46,000 lb Mack Mride Rear Suspension	
R	08-19	MRU All MRU613 Models with 46,000 lb Mack Mride Rear Suspension	
R	08-24	VOLVO VHD All Models with T-Ride Rear Suspension	
R		VNM SERIES	
R		VOCATIONAL TRUCKS	
85066	B		
R	04-07	MACK CHN All CHN-613 Models w/ MACK Air Suspension	
R	98-05	CX All CX Vison Models w/ MACK Air Suspension	
R	05-07	CXN All CXN-613 Models w/ MACK Air Suspension	
R	06-11	POWERHOUSE COACH INC. VARIOUS	
R	06-11	RENEGADE VARIOUS	
R	04	VOLVO VN All Models with O.E.M. Number	
R	99	VN All Models with O.E.M. Number	
R	00-11	VNL All Models with 38,000 lb Rear Air Suspension	
R	06-11	VNL 300	
R	05-11	VNL 430	
R	06-11	VNL 630	
R	06-11	VNL 670	
R	06-11	VNL SERIES	
R		VN SERIES - 2200	
R	00	VN SERIES - 2200	
R	06-10	VT All 64T-830 Models with 40,000 lb Rear Air Suspension	
85067	A		
R	01-16	KENWORTH C500 All Models with Air Glide 380 (AG380) Rear Air Suspension	
R	16-17	ICON 900	
R	12-21	T440	
R	10-19	T470	
R	01-07	T600, T600B, T602	
R	01-08	T600A All Models with Air Glide 380 (AG380) Rear Air Suspension	
R	08-18	T660 All Models with Air Glide 380 (AG380) Rear Air Suspension	
R	11-24	T680 All Models with Air Glide 380 (AG380) Rear Air Suspension	
R	11-16	T700 All Models with Air Glide 380 (AG380) Rear Air Suspension	
R	01-21	T800 All Models with Air Glide 380 (AG380) Rear Air Suspension	
R	01-09	T800B, T800B(8X4), T800SH, T800H, T800W	

85000 Series

Shock	POP	Alternative No.	MTG Acc. Supplied
Pos.	Year	Application	
85067	A (cont)		
R	14-21	T880 All Models with Air Glide 380 (AG380) Rear Air Suspension	
R	01-11	T2000 All Models with Air Glide 380 (AG380) Rear Air Suspension	
R	01-21	W900 All Models with Air Glide 380 (AG380) Rear Air Suspension	
R	01-21	W900B, W900L, W900S	
R	19-21	W990 All Models with Air Glide 380 (AG380) Rear Air Suspension	
R	08-20	PETERBILT 365 All Models with FlexAir Suspension (38000 lb)	
R	08-20	367 All Models with FlexAir Suspension (38000 lb)	
R	99-07	378 All Models with FlexAir Suspension (38000 lb)	
R	99-07	379 All Models with FlexAir Suspension (38000 lb)	
R	11-17	382 All Models with FlexAir Suspension (38000 lb)	
R	08-16	384 All Models with FlexAir Suspension (38000 lb)	
R	95-07	385 All Models with FlexAir Suspension (38000 lb)	
R	06-16	386 All Models with FlexAir Suspension (38000 lb)	
R	00-11	387 All Models with FlexAir Suspension (38000 lb)	
R	08-15	388 All Models with FlexAir Suspension (38000 lb)	
R	08-24	389 All Models with FlexAir Suspension (38000 lb)	
R	14-24	567 All Models with FlexAir Suspension (38000 lb)	
R	13-24	579 All Models with FlexAir Suspension (38000 lb)	
R	11-18	587 All Models with FlexAir Suspension (38000 lb)	
85069	A	145089-000 (2)	
R	24	KENWORTH T270	
R	08-23	T270 All Models with AG210L Rear Air Suspension	
R	08-23	T370 All Models with AG210L Rear Air Suspension	
R	11-21	T440	
R	10-21	T470	
R	08-18	T660 All Models with Air Glide 400L (AG400L) Rear Air Suspension	
R	13-24	T680 All Models with Air Glide 400L (AG400L) Rear Air Suspension	
R	11-16	T700 All Models with Air Glide 400L (AG400L) Rear Air Suspension	
R	08-23	T800 All Models with Air Glide 400L (AG400L) Rear Air Suspension	
R	14-24	T880 All Models with Air Glide 400L (AG400L) Rear Air Suspension	
R	08-24	W900 All Models with Air Glide 400L (AG400L) Rear Air Suspension	
R	19-24	W990 All Models with Air Glide 400L (AG400L) Rear Air Suspension	
R	02-18	PETERBILT 320 All Models with Peterbilt Low Air Leaf Suspension	
R	07-22	330 All Models with Peterbilt Low Air Leaf Suspension	
R	03-05	330 All Models with Peterbilt Low Air Leaf Suspension	
R	05-10	335 All Models with Peterbilt Low Air Leaf Suspension	
R	10-23	337 All Models with Peterbilt Low Air Leaf Suspension	
R	02-08	357 All Models with Peterbilt Low Air Leaf Suspension	
R	02-06	362 All Models with Peterbilt Low Air Leaf Suspension	
R	08-23	365 All Models with Peterbilt Low Air Leaf Suspension	
R	08-23	367 All Models with Peterbilt Low Air Leaf Suspension	
R	03-07	378 All Models with Peterbilt Low Air Leaf Suspension	
R	03-07	379 All Models with Peterbilt Low Air Leaf Suspension	
R	11-17	382 All Models with Peterbilt Low Air Leaf Suspension	
R	08-16	384 All Models with Peterbilt Low Air Leaf Suspension	
R	04-07	385 All Models with Peterbilt Low Air Leaf Suspension	
R	06-16	386 All Models with Peterbilt Low Air Leaf Suspension	
R	03-11	387 All Models with Peterbilt Low Air Leaf Suspension	
R	08-15	388 All Models with Peterbilt Low Air Leaf Suspension	

Numerical listing

Shock	POP	Alternative No.	MTG Acc. Supplied
Pos.	Year	Application	
85069	A (cont)	145089-000 (2)	
R	08-24	389 All Models with Peterbilt Low Air Leaf Suspension	
R	17-23	520 All Models with Peterbilt Low Air Leaf Suspension	
R	22-24	536 All Models with Peterbilt Low Air Leaf Suspension	
R	22-24	537 All Models with Peterbilt Low Air Leaf Suspension	
R	22-23	548 All Models with Peterbilt Low Air Leaf Suspension	
R	14-24	567 All Models with Peterbilt Low Air Leaf Suspension	
R	13-24	579 All Models with Peterbilt Low Air Leaf Suspension	
R	11-18	587 All Models with Peterbilt Low Air Leaf Suspension	
85070	A	401754 (2)	
F	12-21	KENWORTH T440	
F	10-21	T470	
F	05-07	T600, T600B, T602	
F	05-08	T600A All Models with 13,000 lb Front Axle	
F	08-18	T660 All Models with 12,000 or 13,200 lb Front Axle	
F	11-16	T700 All Models with 13,000 lb Front Axle	
F	05-23	T800 All Models with 12,000 to 20,000 lb Front Axles	
F	06-11	T2000 All Models with 13,000 lb Front Axle	
F	05-22	W900 All Models with 12,000 or 13,200 lb Front Axle	
85071	D	145054 (2)	
R	90-07	CHEVROLET B6	
R	93-02	B7 All With 15000, 19000, 21000 lb Multileaf Springs	
R	90-96	C60 KODIAK All Conventional Cab w/15000, 19000, 21000 lb Multileaf Springs	
R	90-96	C70 KODIAK All Conventional Cab w/15000, 19000, 21000 lb Multileaf Springs	
R	90-02	C4500 KODIAK	
R	03-09	C4500 KODIAK All C Chassis - Conventional Cab With 15000, 19000, 21000 lb Multileaf Springs	
R	92-02	C5500 KODIAK	
R	03-09	C5500 KODIAK All C Chassis - Conventional Cab With 15000, 19000, 21000 lb Multileaf Springs	
R	90-91	C5500 KODIAK All C Chassis - Conventional Cab With 15000, 19000, 21000 lb Multileaf Springs	
R	97-09	C6500 KODIAK All Conventional Cab w/15000, 19000, 21000 lb Multileaf Springs	
R	97-09	C7500 KODIAK All Conventional Cab w/15000, 19000, 21000 lb Multileaf Springs	
R	90-06	T5500	
R	03	T6500	
R	90-96	T6500	
R	04-06	T6500 All Tilt Cab w/15000, 19000, 21000 lb Multileaf Springs	
R	97-02	T6500 All Tilt Cab w/15000, 19000, 21000 lb Multileaf Springs	
R	03	T7500	
R	90-96	T7500	
R	04-06	T7500 All Tilt Cab w/15000, 19000, 21000 lb Multileaf Springs	
R	97-02	T7500 All Tilt Cab w/15000, 19000, 21000 lb Multileaf Springs	
R	90-03	T8500	
R	04-06	T8500 All Tilt Cab w/15000, 19000, 21000 lb Multileaf Springs	
R	93-02	GMC B7 All School Bus Chassis w/15000, 19000, 21000 lb Multileaf Springs	
R	90-02	C4500 TOPKICK	
R	03-09	C4500 TOPKICK All C Chassis - Conventional Cab with 15000, 19000, 21000 lb Multileaf Springs	
R	90-02	C5500 TOPKICK	
R	03-09	C5500 TOPKICK All C Chassis - Conventional Cab with 15000, 19000, 21000 lb Multileaf Springs	
R	90-09	C - SERIES (C6500, C7500, C8500) TOPKICK	
R	90-06	T5500	
R	03	T6500	
R	90-96	T6500	

Numerical listing

Shock	POP	Alternative No.	MTG Acc. Supplied
Pos.	Year	Application	
85071	D	(cont)	145054 (2)
R	04-06	T6500 All Tilt Cab with 15000, 19000, 21000 lb Multileaf Springs	
R	97-02	T6500 All Tilt Cab with 15000, 19000, 21000 lb Multileaf Springs	
R	03	T7500	
R	90-96	T7500	
R	04-06	T7500 All Tilt Cab with 15000, 19000, 21000 lb Multileaf Springs	
R	97-02	T7500 All Tilt Cab with 15000, 19000, 21000 lb Multileaf Springs	
R	98-06	T8500	
R	97-02	ISUZU FSR All Models with 15000, 19000, 21000 lb Multileaf Springs	
F	18-20	FTR All FTR Diesel Models with Std Cab	
R	90-09	FTR All Models with 15000, 19000, 21000 lb Multileaf Springs	
R	94-09	FVR All Models with 15000, 19000, 21000 lb Multileaf Springs	
R	90-92	FVR All Models with 15000, 19000, 21000 lb Multileaf Springs	
85072	B		
R	24	AUTOCAR LLC. DC-64	
R	20-23	DC-64 All Models with Hendrickson Primaax EX 462 Air Suspensions with 8 1/2" to 10" Ride Height	
R	08-23	XPEDITOR All 4 X 2 Models with Hendrickson Primaax EX 232 Air Suspensions with 8 1/2" to 10" Ride Height	
R	08-23	XPEDITOR All 6 X 4 Models with Hendrickson Primaax EX 462 Air Suspensions with 8 1/2" to 10" Ride Height	
R	08-23	XPEDITOR All 8 X 4 Models with Hendrickson Primaax EX 462 Air Suspensions with 8 1/2" to 10" Ride Height	
R	13	XPERT	
R	14-23	XPERT All 6 X 4 Models with Hendrickson Primaax EX 462 Air Suspensions with 8 1/2" to 10" Ride Height	
R	12	XPERT All 6 X 4 Models with Hendrickson Primaax EX 462 Air Suspensions with 8 1/2" to 10" Ride Height	
R	11-17	CATERPILLAR CT660 All Models with Hendrickson Primaax EX 232, 462 and 692 Air Suspension (8-1/2" to 10" Ride Height)	
R		HENDRICKSON TRUCK SUSPENSION SYSTEMS FIREMAAX - SERIES	
R		PRIMAAX - SERIES	
R	00-17	INTERNATIONAL 5900I All Models with 46,000 lb Hendrickson Rear Air Suspension	
R	19-23	HV607 All Models with Hendrickson Primaax 230/460 Air Suspension with 9" Ride Height	
R	19-23	HV613 All Models with Hendrickson Primaax 230/460 Air Suspension with 9" Ride Height	
R	17-22	HX515 All Models with Hendrickson Primaax 230/460 Air Suspension with 9" Ride Height	
R	18-23	HX520 All Models with Hendrickson Primaax 230/460 Air Suspension with 9" Ride Height	
R	17-22	HX615 All Models with Hendrickson Primaax 230/460 Air Suspension with 9" Ride Height	
R	17-23	HX620 All Models with Hendrickson Primaax 230/460 Air Suspension with 9" Ride Height	
R		PAYSTAR - 5000 SERIES	
R	10-15	PAYSTAR - 5000 SERIES	
R		WORKSTAR - 7000 SERIES	
R	08-22	KENWORTH T270 All Models with Hendrickson Primaax 230, 232, 460, 462, 690 and 692 Air Suspension (8-1/2" to 10" Ride Height)	
R	08-22	T370 All Models with Hendrickson Primaax 230, 232, 460, 462, 690 and 692 Air Suspension (8-1/2" to 10" Ride Height)	
R	12-20	T440	
R	10-19	T470	
R	13-22	T680 All Models with Hendrickson Primaax EX 462 Air Suspensions with 8 1/2" to 10" Ride Height	

85000 Series

Shock	POP	Alternative No.	MTG Acc. Supplied
Pos.	Year	Application	
85072	B	(cont)	
R	04-23	T800 All Models with Hendrickson Primaax EX 232, 462 and 692 Air Suspension (8-1/2" to 10" Ride Height)	
R	14-23	T880 All Models with Hendrickson Primaax EX 462 Air Suspensions with 8 1/2" to 10" Ride Height	
R	04-22	W900 All Models with Hendrickson Primaax EX 462 Air Suspensions with 8 1/2" to 10" Ride Height	
R	19-22	W990 All Models with Hendrickson Primaax 230, 460 and 690 Air Suspension (8-1/2" to 10" Ride Height)	
R	06-16	MACK ADDITIONAL APPLICATIONS	
R	19-21	PINNACLE All Models with Hendrickson 40,000 lb Pimaax EX and FireMaax EX Air Suspension	
R	10-17	TD700 All TD-713 Models with Hendrickson 40,000 lb Pimaax EX and FireMaax EX Air Suspension	
R	08-17	TITAN All Models with Hendrickson 40,000 lb Pimaax EX and FireMaax EX Air Suspension	
R		MC NEILUS TRUCK & MAN. VARIOUS	
R	19-23	PIERCE MFG. INC. VARIOUS	
R	06-22	VOLVO VHD All Models with Hendrickson 40,000 lb Pimaax EX and FireMaax EX Air Suspension	
R	16-20	VNL 300 All Models with Hendrickson 40,000 lb Pimaax EX and FireMaax EX Air Suspension	
R	06-16	VNL SERIES	
R	06-10	VT All 64T-830 Models with Hendrickson 40,000 lb Pimaax, Pimaax EX and FireMaax EX Air Suspension	
R	06-10	VT All 64T-880 Models with Hendrickson 40,000 lb Pimaax EX and FireMaax EX Air Suspension	
R	12-22	WESTERN STAR 4700SB All Models with Hendrickson Primaax EX 462 Air Suspensions with 8 1/2" to 10" Ride Height	
R	12-22	4700SF All Models with Hendrickson Primaax EX 462 Air Suspensions with 8 1/2" to 10" Ride Height	
85078	D		
R		DANA VARIOUS	
R		WABASH NATIONAL VARIOUS	
85079	D		
R		HENDRICKSON TRAILER SUSPENSION SYSTEMS UNDERSLUNG STYLE	
R		MC NEILUS TRUCK & MAN. VARIOUS	
85080	D		145054 (1)
F	05-07	MACK CT All Models with 20,000 lb Front Axles	
F	08-10	GU7 All GU-713 Models with 20,000 lb Front Axles	
F	08-10	GU8 All GU-813 Models with 20,000 lb Front Axles	
85081	D		145090 (1)
F		VOLVO VAH SERIES	
F	02-24	VHD All Models with 12,000 to 22,000 lb Front Axles	
85082	D		
R	16-17	IC CORPORATION CE SCHOOL BUS All CE Model School Buses with 20,000 lb Rear Air Suspension	
85084	C		
F	10-14	KENWORTH T270 All Models with 10,000 lb to 12,000 lb Front Axle	
F	10-14	T270 All Models with 13,200 lb to 14,600 lb Front Axle	
F	10-14	T270 All Models with 8,000 lb Front Axle	
F	10-14	T370 All Models with 10,000 lb to 12,000 lb Front Axle	
F	10-14	T370 All Models with 13,200 lb to 14,600 lb Front Axle	
F	10-14	T370 All Models with 8,000 lb Front Axle	
F	13-14	T680 All Models with 10,000 lb to 13,200 lb Front Axle	

Numerical listing

Shock	POP	Alternative No.	MTG Acc. Supplied
Pos.	Year	Application	
85084	C	(cont)	
F	08-15	PETERBILT 325 All Models with 8,000 lb Front Axle	
F	10-14	337 All Models with 10,000 lb to 12,000 lb Front Axle	
F	10-14	337 All Models with 13,200 lb to 14,600 lb Front Axle	
F	12-13	348 All Models with 10,000 lb to 12,000 lb Front Axle	
F	11-17	382 All Models with 10,000 lb to 12,000 lb Front Axle	
F	13-16	579 All Day Cab Models with 10,000 lb to 12,000 lb Front Axle	
85086	D		
F	16-21	AUTOCAR LLC. XPEDITOR All Models with 20,000 lb Front Axle	
F		BLUE BIRD ADDITIONAL APPLICATIONS	
R		REYCO SUSPENSION TRAILER	
85087	D		
R		HENDRICKSON TRUCK SUSPENSION SYSTEMS PRIMAAX - SERIES	
R		MC NEILUS TRUCK & MAN. VARIOUS	
85088	B		
R	18-20	MACK ANTHEM All Anthem 64T Models with 40,000 lb Rear Air Suspensions	
R	11-19	CHU All CHU-613 Models with 40,000 lb Rear Air Suspensions	
R	11-19	CXU All CXU613 Models with 40,000 lb Rear Air Suspensions	
R	11-22	POWERHOUSE COACH INC. VARIOUS	
R	11-18	RENEGADE VARIOUS	
R	17-18	VOLVO VAH SERIES	
R	16-20	VNL 300 All Models with 40,000 lb Rear Air Suspension	
R	11-18	VNL 430	
R	15-16	VNL 430 All Models with 40,000 lb Rear Air Suspension	
R	11-19	VNL 630	
R	15-16	VNL 630 All Models with 40,000 lb Rear Air Suspension	
R	11-19	VNL 670	
R	15-16	VNL 670 All Models with 40,000 lb Rear Air Suspension	
R	17-20	VNL 740 All Models with 40,000 lb Rear Air Suspension	
R	17-20	VNL 760 All Models with 40,000 lb Rear Air Suspension	
R	17-20	VNL 860 All Models with 40,000 lb Rear Air Suspension	
R	11-18	VNL SERIES	
R		VNM SERIES	
R	18-19	VNR All 300 Models with 40,000 lb Rear Air Suspension	
R	18-19	VNR All 400 Models with 38,000 lb Rear Air Suspension	
R		VNR SERIES	
R		VNX - SERIES	
85090	D		
R	05-24	BLUE BIRD ALL AMERICAN FE All Buses with Leaf Spring Rear Suspension	
R	05-24	ALL AMERICAN RE All Buses with Leaf Spring Rear Suspension	
R	10-13	D3 SERIES (FE & RE MODELS)	
R	04-24	VISION SCHOOL BUS All Buses with Leaf Spring Rear Suspension	
85102	D		
R		HENDRICKSON TRUCK SUSPENSION SYSTEMS HTB 400 LT - SERIES	
R	17-23	INTERNATIONAL LT625 All Models with Hendrickson HTB 400LT Rear Air Suspension	
R	20	LT All Models with Hendrickson HTB 400LT Rear Air Suspension	
R		PROSTAR	
85106	D		
F		BLUE BIRD ADDITIONAL APPLICATIONS	
F	10-19	ALL AMERICAN FE All Buses with Hendrickson Softek Suspension (13,200 lb - 14,600 lb Capacity)	
F	10-19	ALL AMERICAN RE All Buses with Hendrickson Softek Suspension (13,200 lb - 14,600 lb Capacity)	

Numerical listing

Shock	POP	Alternative No.	MTG Acc. Supplied
Pos.	Year	Application	
85106	D (cont)		
F	10-13	D3 SERIES (FE & RE MODELS)	
F	10-19	VISION SCHOOL BUS All Buses with Hendrickson Softek Suspension (13,200 lb - 14,600 lb Capacity)	
85109	D		
R	18-19	KENWORTH C500 All Models with Neway ADZ Rear Suspension	
R	10-16	C500 All Models with Neway ADZ Rear Suspension	
R	12-21	T440	
R	10-20	T470	
R	13-23	T680 All Models with Neway ADZ Rear Suspension	
R	10-23	T800 All Models with Neway ADZ Rear Suspension	
R	14-24	T880 All Models with Neway ADZ Rear Suspension	
R	10-24	W900 All Models with Neway ADZ Rear Suspension	
R	19-23	W990 All Models with Neway ADZ Rear Suspension	
R	10-18	PETERBILT 320 All Models with Neway ADZ Rear Suspension	
R	10-23	337 All Models with Neway ADZ Rear Suspension	
R	10-23	348 All Models with Neway ADZ Rear Suspension	
R	10-23	365 All Models with Neway ADZ Rear Suspension	
R	10-23	367 All Models with Neway ADZ Rear Suspension	
R	14-23	389 All Models with Neway ADZ Rear Suspension	
R	17-23	520 All Models with Neway ADZ Rear Suspension	
R	14-24	567 All Models with Neway ADZ Rear Suspension	
R	13-24	579 All Models with Neway ADZ Rear Suspension	
R	10-23	SAF HOLLAND TRUCK, BUS & MOTORHOME AIR SUSPENSIONS	
R	10-22	VOLVO VHD All Models with Neway ADZ Rear Suspension	
R	10-22	VNL All Models with Neway ADZ Rear Suspension	
R	19-21	VNX All Models with Neway ADZ Rear Suspension	
R	15-17	VNX All Models with Neway ADZ Rear Suspension	
R	22-24	WESTERN STAR 47X All Models with Neway ADZ Rear Suspension	
R	21-24	49X All Models with Neway ADZ Rear Suspension	
R	10-23	VARIOUS	
85119	D		
F	13-18	KENWORTH T660 All Models with O.E.M. Number	
F	13-24	T680 All Models with O.E.M. Number	
F	14-16	T880 All Models with O.E.M. Number	
F	19-24	W990 All Models with O.E.M. Number	
F	15-16	PETERBILT 348 All Models with O.E.M. Number	
F	15-24	389 All Models with O.E.M. Number	
F	22-24	567 All Models with O.E.M. Number	
F	13-22	579 All Models with O.E.M. Number	
85122	W	145089-000 (1)	
R	09-12	FREIGHTLINER BUS CHASSIS	
R	09-12	THOMAS VARIOUS	
85124	D	145054 (2)	
R	04-11	DAMON CLASS A MOTORHOMES	
R	04-11	FLEETWOOD CLASS A MOTORHOMES	
R	04-11	HOLIDAY RAMBLER CLASS A MOTORHOMES	
R	04-11	ITASCA CLASS A MOTORHOMES	
R	09	MONACO COACH LA PALMA All Models with W20 & W22 Workhorse Motorhome Chassis	
R	04-06	LA PALMA All Models with W20 & W22 Workhorse Motorhome Chassis	
R	06-11	MONARCH All Models with W20 & W22 Workhorse Motorhome Chassis	
R	04-08	NATIONAL RV CLASS A MOTORHOMES	
R	04-09	WINNEBAGO ADVENTURER All Models with Workhorse W22, & W24 MotorHome Chassis with O.E.M. Number	

85000 Series

Shock	POP	Alternative No.	MTG Acc. Supplied
Pos.	Year	Application	
85124	D (cont)		145054 (2)
R	04-09	WORKHORSE W20 All Models with O.E.M. Number	
R	04-09	W22 All Models with O.E.M. Number	
R	04-09	W24 All Models with O.E.M. Number	
85125	D		
F	98-11	DAMON CLASS A MOTORHOMES	
F	98-11	HOLIDAY RAMBLER CLASS A MOTORHOMES	
F	98-11	ITASCA CLASS A MOTORHOMES	
F	98-11	MONACO COACH CLASS A MOTORHOMES	
F	09	LA PALMA All Models with W20 & W22 Workhorse Motorhome Chassis	
F	02-06	LA PALMA All Models with W20 & W22 Workhorse Motorhome Chassis	
F	00	LA PALMA All Models with W20 & W22 Workhorse Motorhome Chassis	
F	06-11	MONARCH All Models with W20 & W22 Workhorse Motorhome Chassis	
F	01-02	MONARCH All Models with W20 & W22 Workhorse Motorhome Chassis	
F	98-08	NATIONAL RV CLASS A MOTORHOMES	
F	98-11	WINNEBAGO ADVENTURER All Models with W20 & W22 Workhorse Motorhome Chassis	
F	98-11	WORKHORSE VARIOUS	
F	10-11	W20	
F	98-00	W20	
F	01-09	W20 All	
F	10-14	W22	
F	98-00	W22	
F	01-09	W22 All	
F	10-11	W24	
F	98-03	W24	
F	04-09	W24 All	
85180	W		
R	21-24	FORD F-650 All Models with 13,500, 15,500 & 19,000 lb Multi-leaf Rear Springs	
R	15-19	F-650 All Models with 13,500, 15,500 & 19,000 lb Multi-leaf Rear Springs	
R	21-24	F-750 All Models with 13,500, 15,500 & 19,000 lb Multi-leaf Rear Springs	
R	15-19	F-750 All Models with 13,500, 15,500 & 19,000 lb Multi-leaf Rear Springs	
R	15-23	GLAVAL BUS CO. CONCORDE II - SERIES	
R	15-23	STARCRAFT BUS CO. ALLSTAR XL & XLT - SERIES	
85181	D		
F	21-24	FORD F-650 All Models with 19.5" or 22.5" Wheels (22,000 lb GVW)	
F	15-19	F-650 All Models with 19.5" or 22.5" Wheels (22,000 lb GVW)	
F	21-24	F-750 All Models with 19.5" or 22.5" Wheels (22,000 lb GVW)	
F	15-19	F-750 All Models with 19.5" or 22.5" Wheels (22,000 lb GVW)	
F	15-23	GLAVAL BUS CO. CONCORDE II - SERIES	
F	15-23	STARCRAFT BUS CO. ALLSTAR XL & XLT - SERIES	
85182	D	145089-200 (2)	
F	13-24	KENWORTH K270 All Models with 10,000 lb to 12,000 lb Front Axle	
F	13-24	K370 All Models with 10,000 lb to 12,000 lb Front Axle	
F	13-23	PETERBILT 220 All Models with 12,000 lb Front Axle	
85188	D		
R	21-23	MACK ANTHEM All Anthem 64T Models with O.E.M. Number	
R	23	MD6	
R	24	MD6 All Models with O.E.M. Number	
R	21-22	MD6 All Models with O.E.M. Number	
R	21-24	MD7 All Models with O.E.M. Number	
R	21-24	VOLVO VNL All All Models with O.E.M. Number	
R	21-22	VNL All 300 Models with O.E.M. Number	
R	21-24	VNL 300	

Numerical listing

Shock	POP	Alternative No.	MTG Acc. Supplied
Pos.	Year	Application	
85188	D (cont)		
R	21-24	VNL 740	
R	20	VNL 740 All Models with 40,000 lb Rear Air Suspension	
R	21-24	VNL 760	
R	20	VNL 760 All Models with 40,000 lb Rear Air Suspension	
R	21-24	VNL 860	
R	21-23	VNR All 300 Models with O.E.M. Number	
R	21-24	VNR 300	
R	21-24	VNR 400	
85200	N		
F	18-24	FREIGHTLINER CASCADIA All Models with Hendrickson Airtek NXT Front	
F	23-24	WESTERN STAR 57X All Models with Hendrickson Airtek NXT Front	
85300	C	401754 (4)	
R		FRUEHAUF VARIOUS	
R		GRANNING SUSPENSION VARIOUS	
R		HOBBES TRAILER VARIOUS	
R		INTERNATIONAL CARGOSTAR CO-TRANSTAR AND TRANSTAR II	
R		FLEETSTAR - CONVENTIONAL	
R		LOADSTAR - CONVENTIONAL	
R		TRANSTAR - CONVENTIONAL	
F		OSTERLUND TRUCK VARIOUS	
F		OTTAWA VARIOUS	
R		REYCO SUSPENSION TRAILER	
R		SAF HOLLAND TRUCK, BUS & MOTORHOME AIR SUSPENSIONS TRUCK & TRACTOR AIR SUSPENSION (TAG AXLE)	
R		SEAGRAVE FIRE APPARATUS LLC VARIOUS	
R		TUTHILL TECHNOLOGIES TRAILER	
R		WABASH NATIONAL VARIOUS	
R		WATSON & CHALIN MFG. INC. LIGHT WEIGHT TRAILER AIR SUSPENSION	
R		WESTERN UNIT STABILAIR SUSPENSION VARIOUS	
85301	D	401754 (4)	
R		BECK BUS VARIOUS	
F		CLARK EQUIPMENT VARIOUS	
F	86-97	FORD CF7000 All Models with 12000 lb or 13000 lb Axle	
F	87-97	CF8000 All Models with 12000 lb or 13000 lb Axle	
F	86-89	CF SERIES (BRAZILIAN BUILT)	
F	81-91	CL9000 All Models with O.E.M. Number	
F	78-80	CL & CLT SERIES - HIGHWAY TRACTOR TILT CAB	
F	81-91	CLT9000 All Models with O.E.M. Number	
F	66-77	W AND WT SERIES - HI TILT CAB HIGHWAY TRACTOR	
R		SAF HOLLAND TRUCK & TRACTOR AIR SUSPENSION (TAG AXLE)	
85302	D	401754 (4)	
R		AM GENERAL VARIOUS	
F	66-69	CHEVROLET 8, 80 & 8000 SERIES	
R	86-97	FORD CF7000 All Models with 12000 lb or 13000 lb Axle	
R	87-97	CF8000 All Models with 12000 lb or 13000 lb Axle	
F		FREIGHTLINER CLASSIC/CLASSICXL	
F		FWD CORPORATION VARIOUS	
F	66-72	GMC 8500 SERIES	
F	66-72	9500 SERIES	
F		MACK F SERIES	
F	84-87	PETERBILT 349 All 349 Conventional Models with 12000 lb capacity	
F	81-88	353 All 353 Conventional Models with 12000 lb capacity	
F	81-87	359 All 359 Conventional Models with 12000 lb capacity	
F		362	
F	81-06	362 All C.O.E. Models without Set Back Front Axle	
R		RIDEWELL CORP. TRUCK AIR-RIDES	

Numerical listing

Shock	POP	Alternative No.	MTG Acc. Supplied
Pos.	Year	Application	
85303	D	401754 (4)	
F		BROCKWAY SCHOOL BUS	
F		VARIOUS	
F		BUILT RITE VARIOUS	
F		BUS & TRUCK CO. VARIOUS	
F	73-80	CHEVROLET 7, 70 & 7000 SERIES	
R	73-80	7, 70 & 7000 SERIES	
R	73-80	8, 80 & 8000 SERIES	
F	70-80	8, 80 & 8000 SERIES	
F	70-80	9000 SERIES	
F		CONTINENTAL TRAILWAYS-EAGLE INTL. VARIOUS	
F		CROWN COACH VARIOUS	
F		EAGLE MOTOR COACH VARIOUS	
R	73-80	GMC 7500 SERIES	
F	70-80	7500 SERIES	
F	73-80	8500 SERIES	
R	73-80	8500 SERIES	
F	66-80	9500 SERIES	
F		GREYHOUND BUS VARIOUS	
F		INTERNATIONAL CO-TRANSTAR AND TRANSTAR II	
F		F & S SERIES	
F		LOADSTAR - CONVENTIONAL	
F		PAYSTAR - 5000 SERIES	
F		TRANSTAR - CONVENTIONAL	
F		UNISTRAR	
F		MC NEILUS TRUCK & MAN. VARIOUS	
F		ORION BUS VARIOUS	
F		OSHKOSH MOTOR TRUCK CO. VARIOUS	
F		TRANSPORTATION MFG. CORP. VARIOUS	
85304	D	401754 (4)	
F		BECK BUS VARIOUS	
F		BLUE BIRD ADDITIONAL APPLICATIONS	
R		ADDITIONAL APPLICATIONS	
F		ALL AMERICAN SERIES (FE & RE MODELS)	
R		ALL AMERICAN SERIES (FE & RE MODELS)	
F		BROCKWAY SCHOOL BUS VARIOUS	
R	73-78	CHEVROLET 6, 60, 6000 & 6500 SERIES	
F	83-84	7, 70 & 7000 SERIES	
F	66-80	7, 70 & 7000 SERIES	
F	66-86	8, 80 & 8000 SERIES	
R	79-82	8, 80 & 8000 SERIES	
F	70-86	9000 SERIES	
F		CONTINENTAL TRAILWAYS-EAGLE INTL. VARIOUS	
F		CROWN COACH VARIOUS	
F		DIAMOND REO VARIOUS	
F		DIAMOND T VARIOUS	
F		EAGLE MOTOR COACH VARIOUS	
F	66-71	FORD W AND WT SERIES - HI TILT CAB HIGHWAY TRACTOR	
F		GILLIG VARIOUS	
F	66-80	GMC 7500 SERIES	
F	66-86	8500 SERIES	
R	79-82	8500 SERIES	
F	73-89	9500 SERIES	
R		MACK ADDITIONAL APPLICATIONS	
R		RIDEWELL CORP. TRUCK AIR-RIDES	
R		SAF HOLLAND TRUCK & TRACTOR AIR SUSPENSION (TAG AXLE)	
F		SOUTHERN COACH VARIOUS	
F		THOMAS VARIOUS	
R		UNITED MANUFACTURING VARIOUS	
F		VOLVO ADDITIONAL APPLICATIONS	
R		WESTERN UNIT STABILAIR SUSPENSION VARIOUS	
85305	D	401754 (4)	
F		BROCKWAY SCHOOL BUS VARIOUS	
R		VARIOUS	
F		BUILT RITE VARIOUS	
F		BUS & TRUCK CO. VARIOUS	
F		CONTINENTAL TRAILWAYS-EAGLE INTL. VARIOUS	
F		EAGLE MOTOR COACH VARIOUS	
R		FORD VARIOUS	
R		FRUEHAUF VARIOUS	
R		MACK ADDITIONAL APPLICATIONS	

85000 Series

Shock	POP	Alternative No.	MTG Acc. Supplied
Pos.	Year	Application	
85305	D (cont)	401754 (4)	
R		F SERIES	
F	81-91	R All Models with O.E.M. Number	
F	07	RD All Models with O.E.M. Number	
F	81-04	RD All Models with O.E.M. Number	
R		MC NEILUS TRUCK & MAN. VARIOUS	
F		PAI CORP. VARIOUS	
R		RIDEWELL CORP. TRUCK AIR-RIDES	
R		WESTERN UNIT STABILAIR SUSPENSION VARIOUS	
85307	D	401754 (4)	
F		BECK BUS VARIOUS	
F		BLUE BIRD ADDITIONAL APPLICATIONS	
F		ALL AMERICAN SERIES (FE & RE MODELS)	
F		BROCKWAY SCHOOL BUS VARIOUS	
R	73-80	CHEVROLET 7, 70 & 7000 SERIES	
R	73-80	8, 80 & 8000 SERIES	
R		CLARK EQUIPMENT VARIOUS	
F		CONTINENTAL TRAILWAYS-EAGLE INTL. VARIOUS	
F		DIAMOND REO VARIOUS	
R		VARIOUS	
F		EAGLE MOTOR COACH VARIOUS	
R		VARIOUS	
F		FLXIBLE TRANSIT BUS VARIOUS	
R		VARIOUS	
F	60-68	GMC 5500 SERIES	
F	60-68	6000 SERIES	
R	73-80	7500 SERIES	
R	73-80	8500 SERIES	
R		INTERNATIONAL FIRETRUCK S SERIES SCHOOL BUS	
F		ONEIDA PRODUCTS VARIOUS	
F		PIERCE MFG. INC. VARIOUS	
F		REYCO SUSPENSION STEER AXLE	
R		RIDEWELL CORP. TRUCK AIR-RIDES	
F		SPARTAN MOTORS VARIOUS	
R		THOMAS VARIOUS	
R		WESTERN UNIT STABILAIR SUSPENSION VARIOUS	
85308	D	401754 (4)	
F		ACF BRILL BUS VARIOUS	
F	73-80	CHEVROLET 7, 70 & 7000 SERIES	
F	73-80	8, 80 & 8000 SERIES	
F		EAGLE MOTOR COACH VARIOUS	
F		FREIGHTLINER CLASSIC/CLASSICXL	
F	73-80	GMC 7500 SERIES	
F	73-80	8500 SERIES	
F		INTERNATIONAL S SERIES SCHOOL BUS	
F		TRANSTAR - CONVENTIONAL	
R		ORION BUS VARIOUS	
R		PETERBILT 362	
R		VOLVO ADDITIONAL APPLICATIONS	
F		WESTERN STAR 5900 & 6900 SERIES - HERITAGE CLASS	
R		WESTERN UNIT STABILAIR SUSPENSION VARIOUS	
85310	B	141108 (1)	
R		INTERNATIONAL VARIOUS	
R		KENWORTH C500, C500B, C500K, C540 & C550	
R		K100, K100E, K125	
R	93-05	K300 All All with Air Glide 100 Suspension with 8 air bags, 4 units required	
R		T300	
R		T400, T400B, T450B	
R		T600, T600A, T600B, T602	
R		T800, T800B, T800B(8X4), T800SH, T800H, T800W	
R	97-11	T2000 All All with Air Glide 100 Suspension with 8 air bags, 4 units required	
R		W900, W900B, W900L, W900S	
R		OTTAWA VARIOUS	
85311	A	141247 (1)	
F		INTERNATIONAL SERIES 400, 500, 600, 700 & 900-MED CABOV TRK&TRAC NISS VARIOUS	
R		LEYLAND TRUCK VARIOUS	

Numerical listing

Shock	POP	Alternative No.	MTG Acc. Supplied
Pos.	Year	Application	
85311	A (cont)	141247 (1)	
R	87-18	PETERBILT 320 All Models with Air Trac Suspension (46,000 lb)	
R	07-21	330 All Models with Air Trac Suspension (46,000 lb)	
R	95-05	330 All Models with Air Trac Suspension (46,000 lb)	
R	05-10	335 All Models with Air Trac Suspension (46,000 lb)	
R	10-23	337 All Models with Air Trac Suspension (46,000 lb)	
R	07-10	340 All Models with Air Trac Suspension (46,000 lb)	
R	10-23	348 All Models with Air Trac Suspension (46,000 lb)	
R	87-08	357 All Models with Air Trac Suspension (46,000 lb)	
R	81-87	359 All Models with Air Trac Suspension (46,000 lb)	
R	81-06	362 All Models with Air Trac Suspension (46,000 lb)	
R	08-23	365 All Models with Air Trac Suspension (46,000 lb)	
R	08-24	367 All Models with Air Trac Suspension (46,000 lb)	
R	89-93	372 All Models with Air Trac Suspension (46,000 lb)	
R	87-96	375 All Models with Air Trac Suspension (46,000 lb)	
R	02	376	
R	00	376	
R	99	376 All Models with Air Trac Suspension (46,000 lb)	
R	94-96	376 All Models with Air Trac Suspension (46,000 lb)	
R	88-92	376 All Models with Air Trac Suspension (46,000 lb)	
R	87-01	377 All Models with Air Trac Suspension (46,000 lb)	
R	88-07	378 All Models with Air Trac Suspension (46,000 lb)	
R	86-07	379 All Models with Air Trac Suspension (46,000 lb)	
R	11-17	382 All Models with Air Trac Suspension (46,000 lb)	
R	08-16	384 All Models with Air Trac Suspension (46,000 lb)	
R	95-07	385 All Models with Air Trac Suspension (46,000 lb)	
R	06-16	386 All Models with Air Trac Suspension (46,000 lb)	
R	06-16	386 All Models with Peterbilt Air Leaf Suspension	
R	00-11	387 All Models with Peterbilt Air Leaf Suspension	
R	08-15	388 All Models with Air Trac Suspension (46,000 lb)	
R	08-15	388 All Models with Peterbilt Air Leaf Suspension	
R	14-24	389 All Models with Air Trac Suspension (46,000 lb)	
R	08-13	389 All Models with Peterbilt Air Leaf Suspension	
R	17-23	520 All Models with Air Trac Suspension (46,000 lb)	
R	14-24	567 All Models with Air Trac Suspension (46,000 lb)	
R	13-24	579 All Models with Air Trac Suspension (46,000 lb)	
R	11-18	587 All Models with Air Trac Suspension (46,000 lb)	
85312	D	141247 (1)	
R		MOTOR COACH INDUSTRIES ADDITIONAL APPLICATIONS	
R		TRANSPORTATION MFG. CORP. VARIOUS	
85314	D	401754 (4)	
R	08-20	AUTOCAR LLC. XPEDITOR All 8 X 4 Models with Chalmers 800 Series - 46K Tandem Truck Suspensions (HD Shock Kit with Low Mounts)	
R		CHALMERS SUSPENSION VARIOUS	
F		EAGLE MOTOR COACH VARIOUS	
R	96-98	FORD A9513 All All with 23000 lb Axle and 52" Taperleaf spring	
R	97	A9522 All All with 23000 lb Axle and 52" Taperleaf spring	
R	96-98	AT9513 All All with 23000 lb Axle and 52" Taperleaf spring	
R	97-98	AT9522 All All with 23000 lb Axle and 52" Taperleaf spring	

Numerical listing

Shock	POP	Alternative No.	MTG Acc. Supplied
Pos.	Year	Application	
85314	D	(cont)	401754 (4)
R	94	B-700 All Models with with 15000, 17500, 19000 lb Taperleaf Springs	
R	95-97	B-800 All Models with with 15000, 17500, 19000 lb Taperleaf Springs	
R	94-98	F-700 All Models with with 15000, 17500, 19000 lb Taperleaf Springs	
R	94-98	F-800 All Models with with 15000, 17500, 19000 lb Taperleaf Springs	
R	94-98	FT900 All Models with 46" Taperleaf Spring and 15000, 17500 or 19000 lb Axle	
R		KENWORTH C500, C500B, C500K, C540 & C550	
R		K100, K100E, K125	
R		T400, T400B, T450B	
R		T800, T800B, T800B(8X4), T800SH, T800H, T800W	
R		W900, W900B, W900L, W900S	
R	99-10	STERLING TRUCK A9500 All All Models with 23000 lb Axle and 52" Taperleaf Softride Rear Suspension	
R	99-01	A9513 All All Models with 23000 lb Axle and 52" Taperleaf Softride Rear Suspension	
R	99	A9522 All All Models with 23000 lb Axle and 52" Taperleaf Softride Rear Suspension	
R	99-10	L8500 All All Models with 23000 lb Axle and 52" Taperleaf Softride Rear Suspension	
R	99	L8501 All All Models with 23000 lb Axle and 52" Taperleaf Softride Rear Suspension	
R	99-00	L8511 All All Models with 23000 lb Axle and 52" Taperleaf Softride Rear Suspension	
R	99-01	L8513 All All Models with 23000 lb Axle and 52" Taperleaf Softride Rear Suspension	
R	99-10	L9500 All All Models with 23000 lb Axle and 52" Taperleaf Softride Rear Suspension	
R	99-00	L9501 All All Models with 23000 lb Axle and 52" Taperleaf Softride Rear Suspension	
R	99-01	L9511 All All Models with 23000 lb Axle and 52" Taperleaf Softride Rear Suspension	
R	99-00	L9513 All All Models with 23000 lb Axle and 52" Taperleaf Softride Rear Suspension	
R	99	L9522 All All Models with 23000 lb Axle and 52" Taperleaf Softride Rear Suspension	
85315	D		401754 (4)
F		CLARK EQUIPMENT VARIOUS	
R		CUNHA PRODUCTS OHV VARIOUS	
R	86-89	FORD CF SERIES (BRAZILIAN BUILT)	
F		JIFFLOX VARIOUS	
F		KWK-LOC (JIFFLOX) VARIOUS	
R		WESTERN STAR 5900 & 6900 SERIES - HERITAGE CLASS	
85316	C		145090 (1)
F	10-11	INTERNATIONAL PAYSTAR - 5000 SERIES	
F		SERIES 2000 - CONVENTIONAL TRUCK (SEVERE SERVICE)	
F	90-02	SERIES 4000 - SHORT CONVENTIONAL MEDIUM TRK & TRAC	
F		SERIES 8000 - CONVENTIONAL HEAVY DUTY TRACTOR	
F		SERIES 9100, 9100I - TRACTOR & STRAIGHT TRUCK	
F		SERIES 9200, 9200I - TRACTOR & STRAIGHT TRUCK	
F		SERIES 9300, 9300I, 9400 & 9400I LONG HOOD CONV.	
F		SERIES 9600 & 9700 PREMIUM CABOVER TRACTOR	
F		SERIES 9800 - PREMIUM CABOVER TRACTOR	
F		SERIES 9900, 9900I, 9900IX LONG HOOD CONV. TRUCK	
F		VARIOUS	
F		OSHKOSH MOTOR TRUCK CO. VARIOUS	
F		PIERCE MFG. INC. VARIOUS	

85000 Series

Shock	POP	Alternative No.	MTG Acc. Supplied
Pos.	Year	Application	
85318	D		145054 (2)
R		GILLIG VARIOUS	
R		HAUSMAN VARIOUS	
85319	C		145089-000 (1)
R	89-99	FREIGHTLINER FLA086 All Models with Airliner Rolling Lobe Spring Air Suspension	
R	02	FLB All Models with Airliner Rolling Lobe Spring Air Suspension	
R	94-99	FLB All Models with Airliner Rolling Lobe Spring Air Suspension	
R		INTERNATIONAL VARIOUS	
85320	B		401754 (4)
F		FREIGHTLINER CLASSIC/CLASSICXL	
F	89-99	FLA086 All Models with O.E.M. Number	
F	02	FLB All Models with O.E.M. Number	
F	94-99	FLB All Models with O.E.M. Number	
F	85-97	FLC112 All Models with O.E.M. Number	
F	91	FLC120 All Models with O.E.M. Number	
F	87-88	FLC120 All Models with O.E.M. Number	
F	91-08	FLD112 All Models with O.E.M. Number	
F	88-11	FLD120 All Models with O.E.M. Number	
F	05-12	FLD120SD All Models with O.E.M. Number	
F	03	FLD120SD All Models with O.E.M. Number	
F	03-11	FLD132 All Models with O.E.M. Number	
F	01	FLD132 All Models with O.E.M. Number	
85321	D		
R		FRUEHAUF VARIOUS	
R		HOLLAND-BINKLEY VARIOUS	
F	91-07	MACK CL All CL600, CL700 Models with Multileaf Spring Suspension	
R		SAF HOLLAND TRUCK, BUS & MOTORHOME AIR SUSPENSIONS	
R		WABASH NATIONAL VARIOUS	
R		WATSON & CHALIN MFG. INC. VARIOUS	
85322	D		401754 (2)
R		FRUEHAUF VARIOUS	
R		WABASH NATIONAL VARIOUS	
85323	B		
R		EAST MANUFACTURING CORP. VARIOUS	
R		GREAT DANE TRAILER VARIOUS	
R		HENDRICKSON TRAILER SUSPENSION SYSTEMS INTRAAX	
R		TOP MOUNT STYLE	
R		UNDERSLUNG STYLE	
R		INGERSOLL AXLES VARIOUS	
R		MC NEILUS TRUCK & MAN. VARIOUS	
R		SAF HOLLAND TRAILER AIR SUSPENSION	
R		UTILITY TRAILER MANUFACTURING COMPANY FLATBEDS	
R		WABASH NATIONAL VARIOUS	
R		WATSON & CHALIN MFG. INC. VARIOUS	
85329	D		401754 (4)
F		BLUE BIRD ADDITIONAL APPLICATIONS	
F		MOTORHOMES	
F		EMERGENCY ONE VARIOUS	
F	89-09	PREVOST VARIOUS	
85331	C		
R	99-15	FREIGHTLINER ARGOSY All Models with Freightliner Low Profile Rear Air Suspension (18,000 to 40,000 lb)	
R	96-11	CENTURY CLASS All Models with Freightliner Low Profile Rear Air Suspension (18,000 to 40,000 lb)	
R	05-15	M2 All Models with Freightliner Low Profile Rear Air Suspension (18,000 to 40,000 lb)	

Numerical listing

Shock	POP	Alternative No.	MTG Acc. Supplied
Pos.	Year	Application	
85331	C	(cont)	
R	02-10	M2 100 All Models with Freightliner Low Profile Rear Air Suspension (18,000 to 40,000 lb)	
R	02-15	M2 106 All Models with Freightliner Low Profile Rear Air Suspension (18,000 to 40,000 lb)	
R	03-15	M2 112 All Models with Freightliner Low Profile Rear Air Suspension (18,000 to 40,000 lb)	
R		MB CHASSIS	
R	99-23	MT55 All Models with Freightliner Low Profile Rear Air Suspension	
R	09-12	WESTERN STAR 4800 & 4900 SERIES - CONSTELLATION CLASS	
85332	D		145128 (1)
F	03-18	IC CORPORATION RE SCHOOL BUS All RE Model School Buses with 12,000 to 14,000 lb Front Axles	
F		INTERNATIONAL SERIES 3000 - SCHOOL BUS CHASSIS	
85333	D		145128 (1)
F		INTERNATIONAL SERIES 3000 - SCHOOL BUS CHASSIS	
F		SERIES 9300, 9300I, 9400 & 9400I LONG HOOD CONV.	
F		SERIES 9900, 9900I, 9900IX LONG HOOD CONV. TRUCK	
85334	D		401754 (4)
F		ADVANCE MIXER VARIOUS	
F		MC NEILUS TRUCK & MAN. VARIOUS	
R		REYCO SUSPENSION TRAILER	
85335	D		
R	99-15	FREIGHTLINER ARGOSY All Models with Rear 10000 lb - 15000 lb Low Profile AirLiner	
R	05-21	M2 All Models with Rear 10000 lb - 15000 lb Low Profile AirLiner	
R	02-10	M2 100 All Models with Rear 10000 lb - 15000 lb Low Profile AirLiner	
R	02-23	M2 106 All Models with Rear 10000 lb - 15000 lb Low Profile AirLiner	
R	03-23	M2 112 All Models with Rear 10000 lb - 15000 lb Low Profile AirLiner	
85337	D		
R		HENDRICKSON TRAILER SUSPENSION SYSTEMS INTRAAX	
85338	C		
R		HENDRICKSON TRAILER SUSPENSION SYSTEMS INTRAAX UTILITY TRAILER	
R		MANUFACTURING COMPANY FLATBEDS	
85339	D		401754 (4)
R		MOTOR COACH INDUSTRIES ADDITIONAL APPLICATIONS	
R	13-15	D4005 All Models with O.E.M. Number (Trailing Axle)	
R	11	D4005 All Models with O.E.M. Number (Trailing Axle)	
R	05-09	D4005 All Models with O.E.M. Number (Trailing Axle)	
R	01-15	D - SERIES COACHES	
R	01-03	G - SERIES COACHES	
R		TRANSPORTATION MFG. CORP. VARIOUS	
85340	D		145089-000 (1)
F		MOTOR COACH INDUSTRIES J - SERIES COACHES	
85341	D		145089-000 (1)
R	01-09	MOTOR COACH INDUSTRIES E - SERIES COACHES	
R	09-19	J4500 All Models with O.E.M. Number (Trailing Axle)	
R	07	J4500 All Models with O.E.M. Number (Trailing Axle)	
R	01-03	J4500 All Models with O.E.M. Number (Trailing Axle)	
R	08	J - SERIES COACHES	
R	04-06	J - SERIES COACHES	
85343	C		145089-000(1)/401754(2)
R	97-08	PETERBILT 357 All Models with Air Track Tandem with TRD8000 Pusher Axle	
R		367	

Numerical listing

Shock	POP	Alternative No.	MTG Acc. Supplied
Pos.	Year	Application	
85343	C (cont)		145089-000(1)/401754(2)
R	22-24	567	All Models with Air Track Tandem with TRD8000 Pusher Axle
85345	D		
R			HENDRICKSON TRAILER SUSPENSION SYSTEMS INTRAAX
R			MC NEILUS TRUCK & MAN. VARIOUS
R			WATSON & CHALIN MFG. INC. VARIOUS
85346	D		145090 (2)
F	01-11		NEW FLYER TRANSIT BUS
85351	W		145090 (1)
F	03-18		IC CORPORATION RE SCHOOL BUS All RE Model School Buses with O.E.M number
F			INTERNATIONAL S SERIES SCHOOL BUS
85376	D		401754 (4)
F	96		FORD AEROMAX (A, AT, AAT, 8500, 9500) SERIES
F	92-97		CF7000 All Models with 9000 lb Axle
F	92-97		CF8000 All Models with 9000 lb Axle
F	92-97		CFT8000 All Models with 9000 lb Axle
F	96		LA8000F All Models with 12000 or 13000 lb Axles
F	98		STERLING TRUCK CARGO LINE
F	98		L - LINE 8500 SERIES - CONVENTIONAL CAB
85382	D		
R			HENDRICKSON TRAILER SUSPENSION SYSTEMS INTRAAX
R			UNDERSLUNG STYLE
R			WATSON & CHALIN MFG. INC. VARIOUS
85637	D		
F	14-17		INTERNATIONAL 8600 TRANSTAR All Models with O.E.M. Number
F	15-17		TRANSTAR All Models with O.E.M. Number
85638	D		
R			HENDRICKSON TRUCK SUSPENSION SYSTEMS ADDITIONAL APPLICATIONS
85639	D		
F	14-16		INTERNATIONAL 9900I All Models with Sleeper Cab and 14,000 to 16,000 lb Taperleaf Front Spring Suspension
F			SERIES 9900, 9900I, 9900IX LONG HOOD CONV. TRUCK
85642	B		
R	17-23		INTERNATIONAL LONESTAR All Models with International 40,000 lb Rear Air Suspension (52" Spacing-Heavy Duty Rear)
R	17-19		LONESTAR All Models with O.E.M. Number
R	17-24		LT625 All Models with International 40,000 lb Rear Air Suspension (52" Spacing- Heavy Duty Rear)
R	21		PROSTAR
R	17-20		PROSTAR All 6 x 4 Models with O.E.M. Number
R	18-24		RH613 All Models with International 40,000 lb Rear Air Suspension
85648	D		
F			INTERNATIONAL PAYSTAR - 5000 SERIES
F			WORKSTAR - 7000 SERIES
85649	D		143146 (1)
F	12-18		RAM 4500 All Models with O.E.M. Number
F	12-18		5500 All Models with O.E.M. Number
F	08-10		STERLING TRUCK BULLET 45 All Models with O.E.M. Number
F	08-10		BULLET 55 All Models with O.E.M. Number

85000 Series

Shock	POP	Alternative No.	MTG Acc. Supplied
Pos.	Year	Application	
85650	D		
R	12-18		RAM 4500 All Models with O.E.M. Number
R	12-18		5500 All Models with O.E.M. Number
R	08-10		STERLING TRUCK BULLET 45 All Models with O.E.M. Number
R	08-10		BULLET 55 All Models with O.E.M. Number
85656	C		
R	14		FORD F-650
R	15		F-650 All Models with 21,000 lb Rear Air Suspension
R	04-13		F-650 All Models with 21,000 lb Rear Air Suspension
R	14		F-750
R	15		F-750 All Models with 21,000 lb Rear Air Suspension
R	04-13		F-750 All Models with 21,000 lb Rear Air Suspension
R	04-15		GLAVAL BUS CO. CONCORDE II - SERIES
R	20-23		IC CORPORATION CE SCHOOL BUS All CE Model School Buses with 20,000 lb International IROS Air Suspension
R	10-18		CE SCHOOL BUS All CE Model School Buses with 20,000 lb International IROS Air Suspension
R	10-18		INTERNATIONAL CE SERIES SCHOOL BUS
R	16-19		DURASTAR All Models with 20,000 lb International IROS Air Suspension
R	16-19		DURASTAR - 4300, 4400 SERIES
R	20-22		MV607 All Models with 20,000 lb International IROS Air Suspension
R	20		MV All Models with 20,000 lb International IROS Air Suspension
R	19		MV SERIES VARIOUS
R	20-22		PIERCE MFG. INC. VARIOUS
R	15		STARCAST BUS CO. ALLSTAR XL & XLT - SERIES
85670	N		
R	19-22		CHEVROLET SILVERADO 4500 HD All Models with IROS Rear
R	19-22		SILVERADO 5500 HD All Models with IROS Rear
R	19-22		SILVERADO 6500 HD All Models with IROS Rear
R	19-23		INTERNATIONAL CV515 All Models with IROS Rear
F	15-20		WORKSTAR 7300 All Models with 16,000 to 20,000 lb Front
F	15-20		WORKSTAR 7400 All Models with 16,000 to 20,000 lb Front
F	15-20		WORKSTAR 7600 All Models with 16,000 to 20,000 lb Front
85671	N		
F	19-21		INTERNATIONAL VARIOUS
85672	N		
R	19-21		INTERNATIONAL VARIOUS
85700	D		401754 (4)
F			GMC COACHES
F			GREYHOUND BUS VARIOUS
F			MOTOR COACH INDUSTRIES ADDITIONAL APPLICATIONS
F			NOVA BUS CORPORATION VARIOUS
F			SICARD VARIOUS
F			TRANSPORTATION MFG. CORP. VARIOUS
R			VARIOUS
85702	D		401754 (4)
R			ACF BRILL BUS VARIOUS
R			HAUSMAN VARIOUS
R	10		MACK LE All LE & LEU 613 Models with Ridewell RD-202S HD Tandem Drive Truck Suspension
R	10-16		LEU All LE & LEU 613 Models with Ridewell RD-202S HD Tandem Drive Truck Suspension
R			MOTOR COACH INDUSTRIES ADDITIONAL APPLICATIONS
R			NOVA BUS CORPORATION VARIOUS
R			REYCO SUSPENSION TRAILER
R			RIDEWELL CORP. TRUCK AIR-RIDES

Numerical listing

Shock	POP	Alternative No.	MTG Acc. Supplied
Pos.	Year	Application	
85702	D (cont)		401754 (4)
R			SPARTAN MOTORS VARIOUS
R			TRANSPORTATION MFG. CORP. VARIOUS
R			TUTHILL TECHNOLOGIIES TRAILER
85704	D		401754 (4)
R			FLXIBLE TRANSIT BUS VARIOUS
R			GRUMMAN BUS VARIOUS
R			REYCO SUSPENSION DRIVE AXLE
R			RIDEWELL CORP. TRUCK AIR-RIDES
R			TUTHILL TECHNOLOGIIES DRIVE AXLE
85705	D		145090 (2)
F			NEOPLAN VARIOUS
85708	D		145090 (2)
F			ABC BUS VARIOUS
R			FLYER INDUSTRIES VARIOUS
F			MAN VARIOUS
R			VARIOUS
R			MOTOR COACH INDUSTRIES ADDITIONAL APPLICATIONS
R			NEW FLYER VARIOUS
R	02-21		VARIOUS
F			NORTH AMERICAN BUS INDUSTRIES VARIOUS
R			VARIOUS
F			VAN HOOL VARIOUS
R			VARIOUS
85709	D		145090 (2)
R			MAN VARIOUS
85711	D		145054(1)/401754(2)
F			GMC COACHES
F	01-09		MOTOR COACH INDUSTRIES E - SERIES COACHES
F	01-03		G - SERIES COACHES
F	09-19		J4500 All Front Axle with OEM Number
F	07		J4500 All Front Axle with OEM Number
F	01-03		J4500 All Front Axle with OEM Number
F	08		J - SERIES COACHES
F	04-06		J - SERIES COACHES
F			TRANSPORTATION MFG. CORP. VARIOUS
85712	C		401754 (4)
F			BLUE BIRD ADDITIONAL APPLICATIONS
R			ADDITIONAL APPLICATIONS
F	89-04		TC2000 All Buses with Ridewell Front Suspension with O.E.M. Number
F			CARPENTER BUS VARIOUS
F	00-10		COUNTRY COACH AFFINITY All MotorHomes with Ridewell Suspension
F	00		CONCEPT All MotorHomes with Ridewell Suspension
F	00-04		MAGNA All MotorHomes with Ridewell Suspension
F	05-10		MAGNA 630 All MotorHomes with Ridewell Suspension
R			CRANE CARRIER VARIOUS
R			DIAMOND REO VARIOUS
R			FLUIDRIVE VARIOUS
R			GILLIG VARIOUS
R			GRANNING SUSPENSION VARIOUS
R			MERITOR VARIOUS
R			ORION BUS VARIOUS
R			OSTERLUND TRUCK VARIOUS
R			RAYDAN MANUFACTURING VARIOUS
F			RIDEWELL CORP. TRUCK AIR-RIDES
R			TRUCK AIR-RIDES
F			SEAGRAVE FIRE APPARATUS LLC VARIOUS
F			SPARTAN MOTORS VARIOUS
F			VARIOUS
R	86		TUTHILL TECHNOLOGIIES TRAILER
85713	D		401754 (4)
R			CARPENTER BUS VARIOUS
R			EAGLE MOTOR COACH VARIOUS

Numerical listing

Shock	POP	Alternative No.	MTG Acc. Supplied
Pos.	Year	Application	
85713	D	(cont)	401754 (4)
R		MOTOR COACH INDUSTRIES	
R		ADDITIONAL APPLICATIONS	
R		NOVA BUS CORPORATION	
R		VARIOUS	
R	04-09	PREVOST VARIOUS	
R		VARIOUS	
R		TRANSPORTATION MFG. CORP.	
R		VARIOUS	
85716	D		145093 (1)
R	90-94	FORD F-600 LPO All Models with O.E.M. Number	
R	90-94	F-700 LPO All Models with O.E.M. Number	
R	90-92	FT900 All Low Profile Models with O.E.M. Number	
F		ORION BUS VARIOUS	
R		VARIOUS	
85720	D		401754 (4)
F		ORION BUS VARIOUS	
F		OTTAWA VARIOUS	
85722	D		145090 (2)
F	91-21	FLYER INDUSTRIES VARIOUS	
F		MAN VARIOUS	
F	91-21	NEW FLYER VARIOUS	
R		VOLVO FE SERIES	
85723	D		145075 (1)
F	00-10	COUNTRY COACH AFFINITY All MotorHomes with Gillig Chassis w/ Neway I-beam front	
F	00-04	ALLURE All MotorHomes with Gillig Chassis w/ Neway I-beam front	
F	00	CONCEPT All MotorHomes with Gillig Chassis w/ Neway I-beam front	
F	00-04	INTRIGUE All MotorHomes with Gillig Chassis w/ Neway I-beam front	
F	00-04	MAGNA All MotorHomes with Gillig Chassis w/ Neway I-beam front	
F	05-10	MAGNA 630 All MotorHomes with Gillig Chassis w/ Neway I-beam front	
F		GILLIG VARIOUS	
85724	A		
R	13-22	DYNAMAX CORP DX3 All Models with Airliner 21,000 lb Rear Air Suspension	
R	05-07	DYNAQUEST All Models with Airliner 18,000 lb Rear Air Suspension	
R	09-14	DYNAQUEST ST All Models with Airliner 18,000 lb Rear Air Suspension	
R	09-22	DYNAQUEST XL All Models with FAS II (40,000 lb) Rear Air Suspension	
R	21-22	EUROPA All Models with Airliner 21,000 lb Rear Air Suspension	
R	22	FORCE HD All Models with Airliner 21,000 lb Rear Air Suspension	
R	15-18	FORCE HD All Models with Airliner 21,000 lb Rear Air Suspension	
R	02-04	GRAND SPORT All Models 23,000 lb Airliner Rear Air Suspension	
R	09-14	GRAND SPORT GT All Models with Freightliner Airliner Rear Air Suspension	
R	07-13	GRAND SPORT GT TOY HAULER All Models 21K or 23K Airliner Rear Air Suspension	
R	03-07	GRAND SPORT M2 All Models with Airliner 21,000 lb Rear Air Suspension	
R	07-14	GRAND SPORT ULTRA All Models 23,000 lb Airliner Rear Air Suspension	
R	02-19	FEDERAL COACH VARIOUS	
R	12-19	FREIGHTLINER 108SD All Models with FAS II (40,000 lb) Rear Air Suspension	
R	12-23	114SD All Models with FAS II (40,000 lb) Rear Air Suspension	
R	13-23	122SD All Models with FAS II (40,000 lb) Rear Air Suspension	
R	99-15	ARGOSY All Models with FAS II (40,000 lb) Rear Air Suspension	
R	05-23	B2 All Models with FAS II (40,000 lb) Rear Air Suspension	
R	08-24	CASCADIA All Models with FAS II (40,000 lb) Rear Air Suspension	
R	96-11	CENTURY CLASS All Models with FAS II (40,000 lb) Rear Air Suspension	

85000 Series

Shock	POP	Alternative No.	MTG Acc. Supplied
Pos.	Year	Application	
85724	A	(cont)	
R	01-11	CLASSIC All Models with FAS II (40,000 lb) Rear Air Suspension	
R	01-09	CLASSIC XL All Models with FAS II (40,000 lb) Rear Air Suspension	
R	00-20	COLUMBIA All Models with FAS II (40,000 lb) Rear Air Suspension	
R	01-07	CONDOR All Models with FAS II (40,000 lb) Rear Air Suspension	
R	01-20	CORONADO All Models with FAS II (40,000 lb) Rear Air Suspension	
R	05-07	FC70	
R	99-04	FC70 All Models with FAS II (40,000 lb) Rear Air Suspension	
R	99-07	FC80 All Models with FAS II (40,000 lb) Rear Air Suspension	
R	95-05	FL50 All Models with FAS II (40,000 lb) Rear Air Suspension	
R	91-05	FL60 All Models with FAS II (40,000 lb) Rear Air Suspension	
R	91-06	FL70 All Models with FAS II (40,000 lb) Rear Air Suspension	
R	91-06	FL80 All Models with FAS II (40,000 lb) Rear Air Suspension	
R	89-99	FLA086 All Models with FAS II (40,000 lb) Rear Air Suspension	
R	02	FLB All Models with FAS II (40,000 lb) Rear Air Suspension	
R	94-99	FLB All Models with FAS II (40,000 lb) Rear Air Suspension	
R	95-01	FLC112 All Models with FAS II (40,000 lb) Rear Air Suspension	
R	95-08	FLD112 All Models with FAS II (40,000 lb) Rear Air Suspension	
R	95-11	FLD120 All Models with FAS II (40,000 lb) Rear Air Suspension	
R	05-12	FLD120SD All Models with FAS II (40,000 lb) Rear Air Suspension	
R	03	FLD120SD All Models with FAS II (40,000 lb) Rear Air Suspension	
R	03-11	FLD132 All Models with FAS II (40,000 lb) Rear Air Suspension	
R	01	FLD132 All Models with FAS II (40,000 lb) Rear Air Suspension	
R	05-21	M2 All Models with FAS II (40,000 lb) Rear Air Suspension	
R	02-10	M2 100 All Models with FAS II (40,000 lb) Rear Air Suspension	
R	02-24	M2 106 All Models with FAS II (40,000 lb) Rear Air Suspension	
R	03-24	M2 112 All Models with FAS II (40,000 lb) Rear Air Suspension	
R		RENEGADE VARIOUS	
R	99-10	STERLING TRUCK A9500 All Models with FAS II (40,000 lb) Rear Air Suspension	
R	99-01	A9513 All Models with FAS II (40,000 lb) Rear Air Suspension	
R	99	A9522 All Models with FAS II (40,000 lb) Rear Air Suspension	
R	03-10	ACTERRA All Models with FAS II (40,000 lb) Rear Air Suspension	
R	01-07	ACTERRA 5500 All Models with FAS II (40,000 lb) Rear Air Suspension	
R	01-07	ACTERRA 6500 All Models with FAS II (40,000 lb) Rear Air Suspension	
R	01-07	ACTERRA 7500 All Models with FAS II (40,000 lb) Rear Air Suspension	
R	01-03	ACTERRA 8500 All Models with FAS II (40,000 lb) Rear Air Suspension	
R	99-10	L8500 All Models with FAS II (40,000 lb) Rear Air Suspension	
R	99	L8501 All Models with FAS II (40,000 lb) Rear Air Suspension	
R	99-00	L8511 All Models with FAS II (40,000 lb) Rear Air Suspension	
R	99-01	L8513 All Models with FAS II (40,000 lb) Rear Air Suspension	
R	99-10	L9500 All Models with FAS II (40,000 lb) Rear Air Suspension	
R	99-00	L9501 All Models with FAS II (40,000 lb) Rear Air Suspension	
R	99-01	L9511 All Models with FAS II (40,000 lb) Rear Air Suspension	
R	99-00	L9513 All Models with FAS II (40,000 lb) Rear Air Suspension	
R	99	L9522 All Models with FAS II (40,000 lb) Rear Air Suspension	
R	91-24	THOMAS SAF-T-LINER All Models 21K or 23K Airliner Rear Air Suspension	

Numerical listing

Shock	POP	Alternative No.	MTG Acc. Supplied
Pos.	Year	Application	
85724	A	(cont)	
R		VARIOUS	
R	22-24	WESTERN STAR 47X All Models with FAS II (40,000 lb) Rear Air Suspension	
R	21-24	49X All Models with FAS II (40,000 lb) Rear Air Suspension	
R	23-24	57X All Models with FAS II (40,000 lb) Rear Air Suspension	
R	12-22	4700SB All Models with FAS II (40,000 lb) Rear Air Suspension	
R	12-22	4700SF All Models with FAS II (40,000 lb) Rear Air Suspension	
R	16-22	5700XE All Models with Airliner Rear Air Suspension	
85727	D		145176 (2)
R		ABC BUS VARIOUS	
R		MOTOR COACH INDUSTRIES	
R		ADDITIONAL APPLICATIONS	
R	06-09	D4505 All (Trailing Axle)	
R	01-09	D - SERIES COACHES	
85728	D		145176 (2)
F	05-09	MOTOR COACH INDUSTRIES	
F		D4005 All (Front Axle)	
F	06-09	D4505 All (Front Axle)	
F	01-09	D - SERIES COACHES	
85729	D		145176(1)/401754(2)
R		ABC BUS VARIOUS	
R		MOTOR COACH INDUSTRIES	
R		ADDITIONAL APPLICATIONS	
R	05-09	D4005 All (Drive Axle)	
R	06-09	D4505 All (Drive Axle)	
R	01-09	D - SERIES COACHES	
R		ORION BUS VARIOUS	
R		UNIVERSAL COACH VARIOUS	
85732	D		145116 (2)
F		ABC BUS VARIOUS	
F		ORION BUS VARIOUS	
85733	D		145089-000 (1)
R		ABC BUS VARIOUS	
R		EAGLE MOTOR COACH VARIOUS	
R	01-09	MOTOR COACH INDUSTRIES D - SERIES COACHES	
R		NOVA BUS CORPORATION	
R		VARIOUS	
R		TRANSPORTATION MFG. CORP.	
R		VARIOUS	
85734	D		401754 (4)
R		BLUE BIRD ADDITIONAL APPLICATIONS	
R	89-04	TC2000 All Buses with Ridewell Rear Suspension with O.E.M. Number	
R	00-10	COUNTRY COACH AFFINITY All MotorHomes with Ridewell Rear Suspension	
R	00	CONCEPT All MotorHomes with Ridewell Rear Suspension	
R	00-04	MAGNA All MotorHomes with Ridewell Rear Suspension	
R	05-10	MAGNA 630 All MotorHomes with Ridewell Rear Suspension	
F		CROWN COACH VARIOUS	
R		GILLIG VARIOUS	
R		INTERNATIONAL CARGOSTAR	
R		F & S SERIES	
R		FLEETSTAR - CONVENTIONAL	
R		OSHKOSH MOTOR TRUCK CO.	
R		VARIOUS	
R		RIDEWELL CORP. TRUCK AIR-RIDES	
R		SAF HOLLAND TRUCK & TRACTOR AIR SUSPENSION (TAG AXLE)	
85736	D		401754 (4)
F		ACF BRILL BUS VARIOUS	
F		FLXIBLE TRANSIT BUS VARIOUS	
R		VARIOUS	
R	89-03	PREVOST VARIOUS	
F		THOMAS VARIOUS	
85737	D		
R		MERITOR FS230 TRAILER	
R		SUSPENSION	
R		SUSPENSYS VARIOUS	
85738	B		
R		EAST MANUFACTURING CORP.	
R		VARIOUS	

Numerical listing

Shock	POP	Alternative No.	MTG Acc. Supplied
Pos.	Year	Application	
85738		B (cont)	
R		HENDRICKSON TRAILER SUSPENSION SYSTEMS INTRAAX TOP MOUNT STYLE	
R		UNDERSLUNG STYLE VANTRAAX	
R		MC NEILUS TRUCK & MAN. VARIOUS	
R		REYCO SUSPENSION TRAILER TUTHILL TECHNOLOGIIES TRAILER	
R		UTILITY TRAILER MANUFACTURING COMPANY FLATBEDS	
85739		D	
R		INTERNATIONAL VARIOUS APPLICATIONS	
R		MACK ADDITIONAL APPLICATIONS	
R		MERITOR VARIOUS APPLICATIONS	
R		RAYDAN MANUFACTURING VARIOUS	
85740		D	145090(1)/401754(2)
F		KENWORTH K100, K100E, K125	
R	01-03	MOTOR COACH INDUSTRIES G - SERIES COACHES	
85900		B	145054 (2)
F	06	COACHMEN CROSS COUNTRY	
F	03-05	CROSS COUNTRY ELITE	
F	03-05	CROSS COUNTRY SE	
F	02-06	FLEETWOOD BOUNDER All Models with Freightliner XC Chassis with ZF - IFS Front Suspension and 23,000 lb GVW or Greater	
F	02-06	DISCOVERY All Models with Freightliner XC Chassis with ZF - IFS Front Suspension and 23,000 lb GVW or Greater	
F	03-06	EXCURSION All Models with Freightliner XC Chassis with ZF - IFS Front Suspension and 23,000 lb GVW or Greater	
F	02-06	EXPEDITION All Models with Freightliner XC Chassis with ZF - IFS Front Suspension and 23,000 lb GVW or Greater	
F	04-06	PROVIDENCE All Models with Freightliner XC Chassis with ZF - IFS Front Suspension and 23,000 lb GVW or Greater	
F	02-04	FOREST RIVER REFLECTION	
F	02-06	TSUNAMI	
F	03-07	FREIGHTLINER VC CHASSIS XC CHASSIS	
F	03-07	XC CHASSIS	
F	03-06	GULF STREAM ATRIUM	
F	02-06	FRIENDSHIP	
F	02	INDEPENDENCE All Models with Freightliner XC Chassis with ZF - IFS Front Suspension and 23,000 lb GVW or Greater	
F	02-06	SCENIC CRUISER	
F	02-04	YELLOWSTONE	
R	02-06	ITASCA CLASS A MOTORHOMES	
R		KENWORTH C500, C500B, C500K, C540 & C550	
R		K100, K100E, K125	
R	93-05	K300 All All with Air Glide 200 with 46,000 lb Suspension with 8 air bags, 4 units required	
R		T300	
R		T400, T400B, T450B	
R		T600, T600A, T600B, T602	
R		T800, T800B, T800B(8X4), T800SH, T800H, T800W	
R	97-11	T2000 All All with Air Glide 200 with 40,000 lb Suspension with 8 air bags, 4 units required	
R		W900, W900B, W900L, W900S	
F	04-06	KING OF THE ROAD CLASS A MOTORHOMES	
F	04-06	MANDALAY COACH CLASS A MOTORHOMES	
F	02-06	NEWMAR CLASS A MOTORHOMES	
F	02-06	THOR MOTOR COACH CLASS A MOTORHOMES	
85901		C	401754 (4)
F	97-99	FREIGHTLINER CENTURY CLASS All Models with 12000 lb Taperleaf Front Suspension	
F		RIDEWELL CORP. TRUCK AIR-RIDES	

85000 Series

Shock	POP	Alternative No.	MTG Acc. Supplied
Pos.	Year	Application	
85902		D	145054 (2)
R	95-11	KENWORTH C500 All All with Air Glide 200 with 46,000 lb Suspension with 8 air bags, 4 units required	
R		C500, C500B, C500K, C540 & C550	
R		K100, K100E, K125	
R	93-05	K300 All All with Air Glide 200 with 46,000 lb Suspension with 8 air bags, 4 units required	
R	95-08	T300 All All with Air Glide 200 with 46,000 lb Suspension with 8 air bags, 4 units required	
R	10-11	T400 All All with Air Glide 200 with 46,000 lb Suspension with 8 air bags, 4 units required	
R	95-99	T400 All All with Air Glide 200 with 46,000 lb Suspension with 8 air bags, 4 units required	
R		T400, T400B, T450B	
R	95-97	T450 All All with Air Glide 200 with 46,000 lb Suspension with 8 air bags, 4 units required	
R		T600, T600A, T600B, T602	
R	95-08	T600A All All with Air Glide 200 with 46,000 lb Suspension with 8 air bags, 4 units required	
R	95-11	T800 All All with Air Glide 200 with 46,000 lb Suspension with 8 air bags, 4 units required	
R		T800, T800B, T800B(8X4), T800SH, T800H, T800W	
R	97-11	T2000 All All with Air Glide 200 with 46,000 lb Suspension with 8 air bags, 4 units required	
R	95-11	W900 All All with Air Glide 200 with 46,000 lb Suspension with 8 air bags, 4 units required	
R		W900, W900B, W900L, W900S	
85906		D	
R	96-98	FORD A9513 All All with Neway AD-246 Air Suspension	
R	97	A9522 All All with Neway AD-246 Air Suspension	
R	96-98	AT9513 All All with Neway AD-246 Air Suspension	
R	97-98	AT9522 All All with Neway AD-246 Air Suspension	
R		LOUISVILLE SERIES - CONVENTIONAL CAB	
R	12-16	KENWORTH T440	
R	10-16	T470	
R		MACK ADDITIONAL APPLICATIONS	
R	89-05	CH All CH600 Models with Neway AD Air Suspension Shock w/ extended length of 21.70"	
R	91-07	CL All CL600, CL700 Models with Neway AD Air Suspension Shock w/ extended length of 21.70"	
R	98-05	CX All Models with Neway AD Air Suspension Shock w/ extended length of 21.70"	
R		MC NEILUS TRUCK & MAN. VARIOUS	
R		SAF HOLLAND TRAILER AIR SUSPENSION	
R		TRUCK, BUS & MOTORHOME AIR SUSPENSIONS	
R	06	VOLVO VHD All All with Neway AD-246 Air Suspension	
R		WESTERN STAR 4800 & 4900 SERIES - CONSTELLATION CLASS 4800 & 4900 SERIES - HERITAGE CLASS	
R		5800 & 5900 SERIES - CONSTELLATION CLASS	
R		5900 & 6900 SERIES - HERITAGE CLASS	
85908		D	
F	24	AUTOCAR LLC. DC-64	
F	20-23	DC-64 All Models with 20,000 lb Front Axle	
R		SAF HOLLAND TRUCK, BUS & MOTORHOME AIR SUSPENSIONS	
85909		C	
R	96-98	FORD A9513 All All with Neway AD-246 Air Suspension	
R	97	A9522 All All with Neway AD-246 Air Suspension	
R	96-98	AT9513 All All with Neway AD-246 Air Suspension	

Numerical listing

Shock	POP	Alternative No.	MTG Acc. Supplied
Pos.	Year	Application	
85909		C (cont)	
R	97-98	AT9522 All All with Neway AD-246 Air Suspension	
R		LOUISVILLE SERIES - CONVENTIONAL CAB	
R		HENDRICKSON TRUCK SUSPENSION SYSTEMS HAS - SERIES	
R	12-16	KENWORTH T440	
R	10-16	T470	
R		T800, T800B, T800B(8X4), T800SH, T800H, T800W	
R	10	W900, W900B, W900L, W900S	
R	89-05	MACK CH All CH600 Models with Neway AD Air Suspension Shock w/ extended length of 24.30"	
R	91-07	CL All CL600, CL700 Models with Neway AD Air Suspension Shock w/ extended length of 24.30"	
R	98-05	CX All Models with Neway AD Air Suspension Shock w/ extended length of 24.30"	
R		MC NEILUS TRUCK & MAN. VARIOUS	
R		NEWMAR CLASS A MOTORHOMES	
R		PETERBILT 320	
R	17-19	520 All Models with Neway AD-252-10 Tandem Axle	
R		ROADMASTER (MONACO) VARIOUS	
R		SAF HOLLAND TRUCK, BUS & MOTORHOME AIR SUSPENSIONS	
F	97-00	SPARTAN MOTORS HIGHLANDER All With I Beam Front Suspension	
F	95-96	K2	
F	97-00	K2 All With I Beam Front Suspension	
F	91-92	MOTORHOME All MC 2000 With I Beam Front Suspension	
F	95-00	MOUNTAIN MASTER All With I Beam Front Suspension	
F	93-95	MOUNTAIN MASTER All MC 2000 With I Beam Front Suspension	
85910		D	
R		BLUE BIRD ADDITIONAL APPLICATIONS	
R		FREIGHTLINER VARIOUS	
R		PETERBILT 330	
R		ROADMASTER (MONACO) VARIOUS	
R		SAF HOLLAND TRAILER AIR SUSPENSION	
R		TRUCK, BUS & MOTORHOME AIR SUSPENSIONS	
F	93-00	SAFARI MOTOR COACH CLASS A	
F	00-12	SPARTAN MOTORS CLASS A MOTORHOMES	
85911		D	
R		HENDRICKSON TRAILER SUSPENSION SYSTEMS INTRAAX TOP MOUNT STYLE	
R		SAF HOLLAND TRAILER AIR SUSPENSION	
R		TRUCK, BUS & MOTORHOME AIR SUSPENSIONS	
R		UTILITY TRAILER MANUFACTURING COMPANY FLATBEDS	
85916		D	
R		GILLIG VARIOUS	
R		HENDRICKSON TRAILER SUSPENSION SYSTEMS INTRAAX VANTRAAX	
R		MC NEILUS TRUCK & MAN. VARIOUS	
R		SAF HOLLAND TRAILER AIR SUSPENSION	
R		TRUCK, BUS & MOTORHOME AIR SUSPENSIONS	
R		TRUCK & TRACTOR AIR SUSPENSION (TAG AXLE)	
85918		A	
F	02-04	DYNAMAX CORP GRAND SPORT All Models with 12000 lb Taperleaf Front Suspension	
F	07-08	GRAND SPORT GT TOY HAULER All 410TH & 450TH Models with 12000 lb Taperleaf Front Suspension	

Numerical listing

Shock	POP	Alternative No.	MTG Acc. Supplied
Pos.	Year	Application	
85918	A (cont)		
F	07-08	GRAND SPORT ULTRA	All Models with 14,000 lb Taperleaf Front Suspension
F	12-23	FREIGHTLINER 114SD	All All Models with 18,000 lb Flat Leaf Spring
F	99-15	ARGOSY	All Models with 12000 lb Taperleaf Front Suspension
F	05-23	B2	All Models with 12000 lb Taperleaf Front Suspension
F	08	CASCADIA	All 125 Models with 12000 to 13300 lb Taperleaf Front Suspension
F	CENTURY CLASS		
F	00-11	CENTURY CLASS	All Models with 12000 lb Taperleaf Front Suspension
F	01-11	CLASSIC	All Models with 12000 lb Taperleaf Front Suspension
F	01-09	CLASSIC XL	All Models with 12000 lb Taperleaf Front Suspension
F	00-08	COLUMBIA	All Models with 12000 lb Taperleaf Front Suspension
F	01-07	CONDOR	All Models with 14,600 to 20,000 lb Front Suspension
F	01-09	CORONADO	All Models with 12000 lb Taperleaf Front Suspension
F	95-01	FLC112	All Models with 12000 lb Taperleaf Front Suspension
F	95-08	FLD112	All Models with 12000 lb Taperleaf Front Suspension
F	95-08	FLD120	All Models with 12000 lb Taperleaf Front Suspension
F	05-08	FLD120SD	All Models with 12000 lb Taperleaf Front Suspension
F	03	FLD120SD	All Models with 12000 lb Taperleaf Front Suspension
F	05-08	FLD132	All Models with 12000 lb Taperleaf Front Suspension
F	06-08	FRED CHASSIS	
F	03-08	M2 112	All Models with 12000 lb to 20000 Front Axle
F	MC CHASSIS		
F	99-03	STERLING TRUCK A9500	All Models with 12000 lb Taperleaf Front Suspension
F	99-01	A9513	All Models with 12000 lb Taperleaf Front Suspension
F	99	A9522	All Models with 12000 lb Taperleaf Front Suspension
F	95-23	THOMAS SAF-T-LINER	All Models with 12000 lb Taperleaf Front Suspension
F	95-23	SAF-T-LINER	All Models with Freightliner CC B2 Bus Chassis
F	11-20	WESTERN STAR 4700 SERIES	
85919	B		
F	98-15	BLUE BIRD ALL AMERICAN FE	All Buses with Hendrickson Parasteer Suspensions
F	98-15	ALL AMERICAN RE	All Buses with Hendrickson Parasteer Suspensions
R	FREIGHTLINER MB CHASSIS		
F	99-23	MT55	All MT55 Chassis with O.E.M. Number
R	GREAT DANE TRAILER VARIOUS HENDRICKSON TRUCK SUSPENSION SYSTEMS		
F	ADDITIONAL APPLICATIONS		
F	MC NEILUS TRUCK & MAN. VARIOUS		
R	97-21	MERITOR RHP TRAILER SUSPENSION	
R	97-21	WABASH NATIONAL VARIOUS WORKHORSE VARIOUS	
85920	C		
F	05-07	DYNAMAX CORP DYNAQUEST	All Models with 10000 to 12000 lb. Taper-leaf Spring Suspension
F	07-08	GRAND SPORT GT TOY HAULER	All 390TH Models with 12000 lb Taperleaf Front Suspension
F	03-07	GRAND SPORT M2	All Models with 10000 to 12000 lb. Taper-leaf Spring Suspension
F	02-08	FEDERAL COACH VARIOUS	
F	02-08	FREIGHTLINER M2 106	All Models with 10000 to 12000 lb. Taper-leaf Spring Suspension
F	02-08	M2 106	All Models with 6000 to 9000 lb Front axle
F	01-09	STERLING TRUCK ACTERRA	

85000 Series

Shock	POP	Alternative No.	MTG Acc. Supplied
Pos.	Year	Application	
85921	D		
R	05-21	FREIGHTLINER M2	All Models with Rear 60" Spring ,18000 lb - 23000 lb
R	02-10	M2 100	All Models with Rear 60" Spring ,18000 lb - 23000 lb
R	02-23	M2 106	All Models with Rear 60" Spring ,18000 lb - 23000 lb
R	03-23	M2 112	All Models with Rear 60" Spring ,18000 lb - 23000 lb
85923	C		
R	08-09	INTERNATIONAL 4300	All Models with International 40,000 lb Rear Air Suspension
R	08-09	4400	All Models with International 40,000 lb Rear Air Suspension
R	02-07	8500	All Models with International 40,000 lb Rear Air Suspension
R	08-09	8500	TRANSTAR All Models with International 40,000 lb Rear Air Suspension
R	08-09	8600	TRANSTAR All Models with International 40,000 lb Rear Air Suspension
R	DURASTAR - 4300, 4400 SERIES		
R	10-11	DURASTAR -	4300, 4400 SERIES
R	12-16	LONESTAR	All Models with International 40,000 lb Rear Air Suspension (52" Spacing- Heavy Duty Rear)
R	19	MV SERIES	
R	PAYSTAR - 5000 SERIES		
R	SERIES 9900, 9900I, 9900IX LONG HOOD CONV. TRUCK		
R	TRANSTAR - 8500, 8600 SERIES		
R	10-18	TRANSTAR -	8500, 8600 SERIES
R	WORKSTAR - 7000 SERIES		
85924	C		
F	INTERNATIONAL 9100I 9200I		
F	00-09	9200I SBA	All Models with 12,000 lb Front Axle
F	00	9200 SBA	All Models with 12,000 lb Front Axle
F	00	9300	All Models with 12,000 lb Front Axle
F	00	9400	All Models with 12,000 lb Front Axle
F	00-09	9400I SBA	All Models with 12,000 lb Front Axle
F	04-09	9900I	All Models with 12,000 lb Front Axle
F	04-09	9900IX	All Models with 12,000 lb Front Axle
F	SERIES 9200, 9200I - TRACTOR & STRAIGHT TRUCK		
F	SERIES 9900, 9900I, 9900IX LONG HOOD CONV. TRUCK		
F	19-21	WORKSTAR	- 7000 SERIES
85927	D		
R	14	FORD F-650	
R	15	F-650	All Models with International Air Suspension (4x2)
R	04-13	F-650	All Models with International Air Suspension (4x2)
R	14	F-750	
R	15	F-750	All Models with International Air Suspension (4x2)
R	04-13	F-750	All Models with International Air Suspension (4x2)
R	INTERNATIONAL DURASTAR - 4300, 4400 SERIES		
R	VARIOUS		
F	10-17	MACK TD700	All TD-713 Models with 20,000 lb Front Axle
F	10-17	TITAN	All Models with 20,000 lb Front Axle
85928	C		
F	14	FORD F-650	
F	15	F-650	All Models with 12,000 & 13,200 lb Front Springs
F	00-13	F-650	All Models with 12,000 & 13,200 lb Front Springs
F	14	F-750	
F	15	F-750	All Models with 12,000 & 13,200 lb Front Springs
F	00-13	F-750	All Models with 12,000 & 13,200 lb Front Springs
F	00-15	GLAVAL BUS CO. CONCORDE II - SERIES	

Numerical listing

Shock	POP	Alternative No.	MTG Acc. Supplied
Pos.	Year	Application	
85928	C (cont)		
F	16-20	INTERNATIONAL DURASTAR	All Models with 11,000 lb to 14,000 lb Front axle
F	16-20	DURASTAR -	4300, 4400 SERIES
F	23	EMV607	
F	19-23	HV607	All Models with 11,000 lb to 14,000 lb Taper-leaf Springs
F	19-22	MV SERIES	
F	15-20	WORKSTAR 7300	All Models with 11,000 lb to 14,000 lb Front axle
F	15-20	WORKSTAR 7400	All Models with 11,000 lb to 14,000 lb Front axle
F	15-22	WORKSTAR 7600	All Models with 11,000 lb to 14,000 lb Front axle
F	19-23	PIERCE MFG. INC. VARIOUS	
F	00-15	STARCRAFT BUS CO. ALLSTAR XL & XLT - SERIES	
85929	D		
F	INTERNATIONAL 7400		
F	PAYSTAR - 5000 SERIES		
F	VARIOUS		
F	WORKSTAR - 7000 SERIES		
85931	A		
R	04-09	INTERNATIONAL 9200I SBA	All All models with 40,000 lb Rear Air Suspension
R	04-09	9400I SBA	All All models with 40,000 lb Rear Air Suspension
R	04-09	9900I	All All models with 40,000 lb Rear Air Suspension
R	04-09	9900IX	All All models with 40,000 lb Rear Air Suspension
R	09-15	LONESTAR	All All models with 40,000 lb Rear Air Suspension
R	LONESTAR - SERIES		
R	PROSTAR		
R	09-17	PROSTAR	All All models with 40,000 lb Rear Air Suspension
R	SERIES 9200, 9200I - TRACTOR & STRAIGHT TRUCK		
R	SERIES 9300, 9300I, 9400 & 9400I LONG HOOD CONV.		
R	10-11	SERIES 9900, 9900I, 9900IX	LONG HOOD CONV. TRUCK
R	TERRASTAR		
85932	C		
F	09-22	FREIGHTLINER CASCADIA	All Models with Hendrickson Front Airtek
F	00-11	CENTURY CLASS	All Models with Hendrickson Front Airtek
F	01-11	CLASSIC	All Models with Hendrickson Front Airtek
F	01-09	CLASSIC XL	All Models with Hendrickson Front Airtek
F	00-20	COLUMBIA	All Models with Hendrickson Front Airtek
F	01-20	CORONADO	All Models with Hendrickson Front Airtek
F	02-08	FLD112	All Models with Hendrickson Front Airtek
F	02-11	FLD120	All Models with Hendrickson Front Airtek
F	05-12	FLD120SD	All Models with Hendrickson Front Airtek
F	03	FLD120SD	All Models with Hendrickson Front Airtek
F	03-11	FLD132	All Models with Hendrickson Front Airtek
F	HENDRICKSON TRUCK SUSPENSION SYSTEMS AIRTEK - SERIES		
F	MC NEILUS TRUCK & MAN. VARIOUS		
F	03-10	STERLING TRUCK ACTERRA	All Models with Hendrickson Front Airtek
F	01-07	ACTERRA 5500	All Models with Hendrickson Front Airtek
F	01-07	ACTERRA 6500	All Models with Hendrickson Front Airtek
F	01-07	ACTERRA 7500	All Models with Hendrickson Front Airtek
F	01-03	ACTERRA 8500	All Models with Hendrickson Front Airtek
F	00-02	WESTERN STAR 4800	All Models with Hendrickson Front Airtek
F	12-22	4800SB	All Models with Hendrickson Front Airtek
F	13-22	4800SF	All Models with Hendrickson Front Airtek

Numerical listing

Shock	POP	Alternative No.	MTG Acc. Supplied
Pos.	Year	Application	
85932	C (cont)		
F	00-02	4900E	All Models with Hendrickson Front Airtek
F	02-22	4900EX	All Models with Hendrickson Front Airtek
F	02-22	4900FA	All Models with Hendrickson Front Airtek
F	02-22	4900SA	All Models with Hendrickson Front Airtek
F	16-22	5700XE	All Models with Hendrickson Front Airtek
F	00-01	5900	All Models with Hendrickson Front Airtek
F	00-01	6900	All Models with Hendrickson Front Airtek
F	22	6900XD	All Models with Hendrickson Front Airtek
F	18-19	6900XD	All Models with Hendrickson Front Airtek
F	02-16	6900XD	All Models with Hendrickson Front Airtek
85933	C		
F		HENDRICKSON TRUCK SUSPENSION SYSTEMS AIRTEK - SERIES	
F		MACK ADDITIONAL APPLICATIONS	
F	04-08	CXN	All CXN-613 Models with Hendrickson AirTek Front Air Suspension
F		MC NEILUS TRUCK & MAN. VARIOUS	
F	06-19	POWERHOUSE COACH INC. VARIOUS	
F		VOLVO ADDITIONAL APPLICATIONS	
F	05-19	VNL	All Models with Hendrickson Airtek
F	06-14	VNL 300	
F	16-19	VNL 300	All Models with Hendrickson Airtek
F	05-14	VNL 430	
F	17-18	VNL 630	
F	06-14	VNL 630	
F	15-16	VNL 630	All Models with Hendrickson Airtek
F	17-18	VNL 670	
F	06-14	VNL 670	
F	15-16	VNL 670	All Models with Hendrickson Airtek
F	17-19	VNL 740	All Models with Hendrickson Airtek
F	17-19	VNL 760	All Models with Hendrickson Airtek
F	06-16	VNL SERIES	
F	18-19	VNR	All Models with Hendrickson Airtek
85934	A		
R		RIDEWELL CORP. TRAILER AIR-RIDES	
R		WATSON & CHALIN MFG. INC. VARIOUS	
85935	D	145090 (1)	
R		INTERNATIONAL SERIES 8000 - CONVENTIONAL HEAVY DUTY TRACTOR	
85936	B	145089-200 (1)	
R	16-17	KENWORTH ICON 900	
R	12-19	T440	
R	10-17	T470	
R	01-07	T600, T600B, T602	
R	01-08	T600A All Models with Air Glide 400 (AG400) Rear Air Suspension	
R	13-18	T660 All Models with Air Glide 400 (AG400) Rear Air Suspension	
R	13-24	T680 All Models with Air Glide 400 (AG400) Rear Air Suspension	
R	11-16	T700 All Models with Air Glide 400 (AG400) Rear Air Suspension	
R	01-22	T800 All Models with Air Glide 400 (AG400) Rear Air Suspension	
R	10-21	T800, T800B, T800B(8X4), T800SH, T800H, T800W	
R	07-09	T800B, T800B(8X4), T800SH, T800H, T800W	
R	14-24	T880 All Models with Air Glide 400 (AG400) Rear Air Suspension	
R	05-11	T2000 All Models with Air Glide 400 (AG400) Rear Air Suspension	
R	04-24	W900 All Models with Air Glide 400 (AG400) Rear Air Suspension	
R	05-21	W900, W900B, W900L, W900S	

85000 Series

Shock	POP	Alternative No.	MTG Acc. Supplied
Pos.	Year	Application	
85936	B (cont)		145089-200 (1)
R	19-22	W990	All Models with Air Glide 400 (AG400) Rear Air Suspension
85937	B		145089-200 (1)
R	16-17	KENWORTH ICON 900	
R	12-20	T440	
R	10-19	T470	
R	05-08	T600A All Models with Air Glide 460 (AG460) Rear Air Suspension	
R	07-20	T660 All Models with Air Glide 460 (AG460) Rear Air Suspension	
R	11-23	T680 All Models with Air Glide 460 (AG460) Rear Air Suspension	
R	05-23	T800 All Models with Air Glide 460 (AG460) Rear Air Suspension	
R	11-24	T880 All Models with Air Glide 460 (AG460) Rear Air Suspension	
R	05-11	T2000 All Models with Air Glide 460 (AG460) Rear Air Suspension	
R	05-24	W900 All Models with Air Glide 460 (AG460) Rear Air Suspension	
R	19-24	W990 All Models with Air Glide 460 (AG460) Rear Air Suspension	
85938	B		
R		HENDRICKSON TRAILER SUSPENSION SYSTEMS UNDERSLUNG STYLE	
R		INGERSOLL AXLES VARIOUS	
R		REYCO SUSPENSION TRAILER TUTHILL TECHNOLOGIES TRAILER	
R		WATSON & CHALIN MFG. INC. VARIOUS	
85939	C		
R		HENDRICKSON TRAILER SUSPENSION SYSTEMS INTRAAX TOP MOUNT STYLE UNDERSLUNG STYLE	
R		TIMBREN INDUSTRIES VARIOUS UTILITY TRAILER MANUFACTURING COMPANY FLATBEDS	
R		WATSON & CHALIN MFG. INC. VARIOUS	
85954	B		
F		INTERNATIONAL PROSTAR	
F	07-08	SERIES 8000 - CONVENTIONAL HEAVY DUTY TRACTOR	
F		TRANSTAR - 8500, 8600 SERIES	
85955	D		
F		HENDRICKSON TRUCK SUSPENSION SYSTEMS AIRTEK - SERIES	
F		INTERNATIONAL SERIES 9200, 9200I - TRACTOR & STRAIGHT TRUCK	
F		SERIES 9300, 9300I, 9400 & 9400I LONG HOOD CONV.	
85956	C		
R	12-24	FREIGHTLINER 108SD All Models with Freightliner TufTrac Rear Air Suspension	
R	12-24	114SD All Models with Freightliner TufTrac Rear Air Suspension	
R	13-23	122SD All Models with Freightliner TufTrac Rear Air Suspension	
R	00-20	COLUMBIA All All Models with Freightliner TufTrac Rear Air Suspension	
R	01-07	CONDOR All Models with Freightliner TufTrac Rear Air Suspension	
R	01-20	CORONADO All Models with Freightliner TufTrac Rear Air Suspension	
R	08	FLD112 All All Models with Freightliner TufTrac Rear Air Suspension	
R	08-11	FLD120 All All Models with Freightliner TufTrac Rear Air Suspension	
R	08-12	FLD120SD All All Models with Freightliner TufTrac Rear Air Suspension	
R	08-11	FLD132 All All Models with Freightliner TufTrac Rear Air Suspension	
R	05-21	M2 All Models with Freightliner TufTrac Rear Air Suspension	

Numerical listing

Shock	POP	Alternative No.	MTG Acc. Supplied
Pos.	Year	Application	
85956	C (cont)		
R	02-10	M2 100	All Models with Freightliner TufTrac Rear Air Suspension
R	02-24	M2 106	All Models with Freightliner TufTrac Rear Air Suspension
R	03-24	M2 112	All Models with Freightliner TufTrac Rear Air Suspension
R	03-10	STERLING TRUCK ACTERRA All All Models with Freightliner TufTrac Rear Air Suspension	
R	22-24	WESTERN STAR 47X All Models with Freightliner TufTrac Rear Air Suspension	
R	21-24	49X All Models with Freightliner TufTrac Rear Air Suspension	
R	12-23	4700SB All Models with Freightliner TufTrac Rear Air Suspension	
R	12-23	4700SF All Models with Freightliner TufTrac Rear Air Suspension	
R	12-22	4800SB All Models with Freightliner TufTrac Rear Air Suspension	
R	13-22	4800SF All Models with Freightliner TufTrac Rear Air Suspension	
R	08-22	4900EX All Models with Freightliner TufTrac Rear Air Suspension	
R	08-23	4900FA All Models with Freightliner TufTrac Rear Air Suspension	
R	08-23	4900SA All Models with Freightliner TufTrac Rear Air Suspension	
R	22	6900XD All Models with Freightliner TufTrac Rear Air Suspension	
R	18-19	6900XD All Models with Freightliner TufTrac Rear Air Suspension	
R	08-16	6900XD All Models with Freightliner TufTrac Rear Air Suspension	
85957	C		
F	02-15	INTERNATIONAL 4300 All Models with 12,000 lb Front axle	
F	02-15	4400 All Models with 12,000 lb Front axle	
F	02-16	7300 All Models with 12,000 lb Front axle	
F	02-16	7400 All Models with 12,000 lb Front axle	
F	02-16	7500 All Models with 12,000 lb Front axle	
F	08	7600	
F	09-16	7600 All Models with 12,000 lb Front axle	
F	03-07	7600 All Models with 12,000 lb Front axle	
F	02-07	8500 All Models with 10,000 to 14,000 lb Front axle	
F	08-11	8500 TRANSTAR All Models with 10,000 to 14,000 lb Front axle	
F	08-11	8600 TRANSTAR All Models with 10,000 to 14,000 lb Front axle	
F	15	DURASTAR All Models with 12,000 lb Front axle	
F	13	DURASTAR All Models with 12,000 lb Front axle	
F	10-15	DURASTAR - 4300, 4400 SERIES	
F	19-20	HV607 All Models with 16,000 lb to 23,000 lb Parabolic Taperleaf Springs	
F	19-20	HV613 All Models with 16,000 lb to 23,000 lb Parabolic Taperleaf Springs	
F		SERIES 3000 - SCHOOL BUS CHASSIS	
F	10-15	TRANSTAR - 8500, 8600 SERIES	
F	15-20	WORKSTAR 7300 All Models with 12,000 lb Front axle	
F	15-20	WORKSTAR 7400 All Models with 12,000 lb Front axle	
F	08-20	WORKSTAR 7600 All Models with 12,000 lb Front axle	
F	10	WORKSTAR - 7000 SERIES	
F	19-21	PIERCE MFG. INC. VARIOUS	
85958	A		
F	09-22	DYNAMAX CORP DYNAQUEST XL All Models with 12000 lb to 20000 Front Axle	
F	09-14	GRAND SPORT GT All Models with 14,600 lb Taperleaf Front Suspension	
F	09-13	GRAND SPORT GT TOY HAULER All 410TH & 450TH Models with 12000 lb Taperleaf Front Suspension	
F	09-14	GRAND SPORT ULTRA All Models with 14,000 lb Taperleaf Front Suspension	

Numerical listing

Shock	POP	Alternative No.	MTG Acc. Supplied
Pos.	Year	Application	
85958	A (cont)		
F	12-24	FREIGHTLINER 114SD All All Models with 12000 lb to 20000 lb Set-Back Front Axle	
F	13-23	122SD All All Models with 12000 lb to 20000 lb Set-Back Front Axle	
F	09-20	CASCADIA All 125 Models with 12000 to 13300 lb Taperleaf Front Suspension	
F	09-17	CASCADIA All 113 Models with 12000 to 13300 lb Taperleaf Front Suspension	
F	09-20	COLUMBIA All Models with 12000 lb Taperleaf Front Suspension	
F	10-20	CORONADO All Models with 12,000 lb to 20,000 Front Axle	
F	09-11	FLD120 All Models with 12000 to 13300 lb Taperleaf Front Suspension	
F	09-12	FLD120SD All Models with 12000 to 13300 lb Taperleaf Front Suspension	
F	09-11	FLD132 All Models with 12000 to 13300 lb Taperleaf Front Suspension	
F	09-24	M2 112 All Models with 12000 lb to 20000 Front Axle	
F	09-24	PIERCE MFG. INC. VARIOUS	
F	09-19	RENEGADE VARIOUS	
F	12-20	WESTERN STAR 4700SB All Models with 20000 lb Set -Back Front Axle	
F	12-20	4800SB All Models with 12000 lb Taperleaf Front Suspension	
F	13-20	4800SF All Models with 12000 lb Taperleaf Front Suspension	
F	08-20	4900EX All Models with 12000 lb Taperleaf Front Suspension	
F	08-20	4900FA All Models with 12000 lb Taperleaf Front Suspension	
F	08-20	4900SA All Models with 20000 lb Set -Back Front Axle	
F	16-22	5700XE All Models with 12,000 lb to 14,600 lb Taperleaf Springs	
F	18-19	6900XD All Models with 12000 lb Taperleaf Front Suspension	
F	09-16	6900XD All Models with 12000 lb Taperleaf Front Suspension	
85959	B		
F	04-24	BLUE BIRD ALL AMERICAN FE All Buses with Hendrickson Airtek Front Air Suspension (10,000 lb Capacity)	
F	04-24	ALL AMERICAN FE All Buses with Hendrickson Softek Suspension (8,500 lb - 10,000 lb Capacity)	
F	06-21	ALL AMERICAN FE All Buses with Hendrickson Airtek Front Air Suspension (13, 200 to 14,600 lb Capacity)	
F	04-24	ALL AMERICAN RE All Buses with Hendrickson Airtek Front Air Suspension (10,000 lb Capacity)	
F	04-24	ALL AMERICAN RE All Buses with Hendrickson Softek Suspension (8,500 lb - 10,000 lb Capacity)	
F	06-21	ALL AMERICAN RE All Buses with Hendrickson Airtek Front Air Suspension (13, 200 to 14,600 lb Capacity)	
F	10-13	D3 SERIES (FE & RE MODELS)	
F	04-24	VISION SCHOOL BUS All Buses with Hendrickson Airtek Front Air Suspension (10,000 lb Capacity)	
F	04-24	VISION SCHOOL BUS All Buses with Hendrickson Softek Suspension (8,500 lb - 10,000 lb Capacity)	
F	04-21	VISION SCHOOL BUS All Buses with Hendrickson Airtek Front Air Suspension (13, 200 to 14,600 lb Capacity)	
F	13-22	DYNAMAX CORP DX3 All Models with 8000 to 16000 lb Front Axle and Taperleaf Spring	
F	09-14	DYNAQUEST ST All Models with 8000 to 16000 lb Front Axle and Taperleaf Spring	
F	21-22	EUROPA All Models with 8000 to 16000 lb Front Axle and Taperleaf Spring	
F	19-21	FORCE HD	
F	22	FORCE HD All Models with 8000 to 16000 lb Front Axle and Taperleaf Spring	
F	15-18	FORCE HD All Models with 8000 to 16000 lb Front Axle and Taperleaf Spring	

85000 Series

Shock	POP	Alternative No.	MTG Acc. Supplied
Pos.	Year	Application	
85959	B (cont)		
F	09-13	GRAND SPORT GT TOY HAULER All 390TH Models with 12000 lb Taperleaf Front Suspension	
F	09-19	FEDERAL COACH VARIOUS	
F	12-23	FREIGHTLINER 108SD All All Models with 12,000 to 16,000 lb. Front Axle and Taperleaf Spring M2	
F	09-24	M2 106 All Models with 8000 to 16000 lb Front Axle and Taperleaf Spring	
F		MC CHASSIS	
R		MC CHASSIS	
F		HENDRICKSON TRUCK SUSPENSION SYSTEMS AIRTEK - SERIES	
F		ALL AMERICAN SERIES (FE & RE MODELS)	
F		LION VARIOUS	
F		MC NEILUS TRUCK & MAN. VARIOUS	
F	13-21	PETERBILT 579 All Models with Peterbilt Front Air Leaf Suspension	
F	11-13	587 All Models with Peterbilt Front Air Leaf Suspension	
F	09-24	PIERCE MFG. INC. VARIOUS	
F	16-19	RENEGADE VARIOUS	
F		SPARTAN MOTORS VARIOUS	
F		TIFFIN MOTORHOMES INC. VARIOUS	
F		XOS ADDITIONAL O.E.M. INTERCHANGES	
85961	D		
R		HENDRICKSON TRUCK SUSPENSION SYSTEMS FIREMAAX - SERIES	
R	22-24	KENWORTH T480 All Models with Drum Brakes with 8 1/2" to 10" Ride Height	
85962	D		
R		HENDRICKSON TRUCK SUSPENSION SYSTEMS FIREMAAX - SERIES	
R		MC NEILUS TRUCK & MAN. VARIOUS	
R		SPARTAN MOTORS RV MODELS	
85963	D		
F	09-18	INTERNATIONAL LONESTAR All Models with 12,350 lb Front Mono Leaf Spring Suspension	
F		PROSTAR	
F	09-18	PROSTAR All Models with 12,350 lb Front Mono Leaf Spring Suspension	
85964	C		
F	09-20	INTERNATIONAL LONESTAR All Sleeper Cab models with 14,000 lb Parabolic Taperleaf Front Spring	
F		PROSTAR	
85965	D		
R	13	AUTOCAR LLC. XPERT	
R	14-23	XPERT All 4 X 2 Models (CLASS 8) with Hendrickson EX-262 Air Suspensions	
R	12	XPERT All 4 X 2 Models (CLASS 8) with Hendrickson EX-262 Air Suspensions	
R		HENDRICKSON TRUCK SUSPENSION SYSTEMS FIREMAAX - SERIES	
R		PRIMAAX - SERIES	
R	17-22	INTERNATIONAL HX515 All Models with Hendrickson Primaax 520 Rear Air Suspension (10" Ride Height-Drum Brakes only)	
R	18-22	HX520 All Models with Hendrickson Primaax 520 Rear Air Suspension (10" Ride Height-Drum Brakes only)	
R	17-22	HX615 All Models with Hendrickson Primaax 520 Rear Air Suspension (10" Ride Height-Drum Brakes only)	
R	17-22	HX620 All Models with Hendrickson Primaax 520 Rear Air Suspension (10" Ride Height-Drum Brakes only)	
R		KENWORTH VARIOUS	
R		MC NEILUS TRUCK & MAN. VARIOUS	
R		PIERCE MFG. INC. VARIOUS	

Numerical listing

Shock	POP	Alternative No.	MTG Acc. Supplied
Pos.	Year	Application	
85967	C		
R	08-23	AUTOCAR LLC. XPEDITOR All Models with Hendrickson Primaax EX 462 Air Suspensions with 12 1/2" - 14 3/8" - 15 1/2" Ride Height	
R	13	XPERT	
R	14-23	XPERT All Models with Hendrickson Primaax EX 462 Air Suspensions with 12 1/2" - 14 3/8" - 15 1/2" Ride Height	
R	12	XPERT All Models with Hendrickson Primaax EX 462 Air Suspensions with 12 1/2" - 14 3/8" - 15 1/2" Ride Height	
R	11-17	CATERPILLAR CT660 All Models with Hendrickson Primaax EX 232, 462 and 692 Air Suspension (13" Ride Height)	
R		HENDRICKSON TRUCK SUSPENSION SYSTEMS FIREMAAX - SERIES	
R		PRIMAAX - SERIES	
R	12-17	KENWORTH T440	
R	13-19	T680 All Models with Hendrickson Primaax EX 462 Air Suspensions with 12 1/2" - 14 3/8" - 15 1/2" Ride Height	
R	14-19	T880 All Models with Hendrickson Primaax EX 462 Air Suspensions (Standard with 12 1/2" - 14 3/8" - 15 1/2" Ride Height)	
R		VARIOUS	
R		MC NEILUS TRUCK & MAN. VARIOUS	
85970	D 145089-000 (1)		
R	01-09	MOTOR COACH INDUSTRIES E - SERIES COACHES	
R	08	J4500	
R	04-06	J4500	
R	09-19	J4500 All (Drive Axle)	
R	07	J4500 All (Drive Axle)	
R	01-03	J4500 All (Drive Axle)	
85972	D		
F	10	MACK LE All LEU 613 Models with 20,000 lb Front Axle	
F	10-16	LEU All LEU 613 Models with 20,000 lb Front Axle	
F	19-24	LR All LR64R Models with 20,000 lb Front Axle	
F	08-19	MRU All MRU613 Models with 20,000 lb Front Axle	
F	18-21	TERRAPRO All Models with 20,000 lb Front Axle	
85976	C		
R	13	AUTOCAR LLC. XPERT	
R	14-23	XPERT All 4 X 2 Models with Hendrickson HAS-210 or HAS-230 Air Suspensions	
R	12	XPERT All 4 X 2 Models with Hendrickson HAS-210 or HAS-230 Air Suspensions	
R		BLUE BIRD ADDITIONAL APPLICATIONS	
R	14	FORD F-650	
R	15	F-650 All Models with Hendrickson HAS - 230 Rear Air Suspension	
R	04-13	F-650 All Models with Hendrickson HAS - 230 Rear Air Suspension	
R	14	F-750	
R	15	F-750 All Models with Hendrickson HAS - 230 Rear Air Suspension	
R	04-13	F-750 All Models with Hendrickson HAS - 230 Rear Air Suspension	
R		HENDRICKSON TRUCK SUSPENSION SYSTEMS HA - SERIES	
R		HAS - SERIES	
R	02-20	INTERNATIONAL 4300 All Models with Hendrickson HAS - 230 or 460 Rear Air Suspension	
R	02-20	4400 All Models with Hendrickson HAS - 230 or 460 Rear Air Suspension	
R	02-20	7300 All Models with Hendrickson HAS - 230 or 460 Rear Air Suspension	
R	02-20	7400 All Models with Hendrickson HAS - 230 or 460 Rear Air Suspension	
R	02-20	7500 All Models with Hendrickson HAS - 230 or 460 Rear Air Suspension	

Numerical listing

Shock	POP	Alternative No.	MTG Acc. Supplied
Pos.	Year	Application	
85976	C (cont)		
R	18-19	7600	
R	08	7600	
R	09-17	7600	All Models with Hendrickson HAS - 230 or 460 Rear Air Suspension
R	03-07	7600	All Models with Hendrickson HAS - 230 or 460 Rear Air Suspension
R	05-07	7700	All Models with Hendrickson HAS - 230 or 460 Rear Air Suspension
R	00-18	9900I	All Models with Hendrickson HAS - 230 or 460 Rear Air Suspension
R	00-03	9900I SFA	All Models with Hendrickson HAS - 230 or 460 Rear Air Suspension
R	00-09	9900IX	All Models with Hendrickson HAS - 230 or 460 Rear Air Suspension
R	01-03	9900IX SFA	All Models with Hendrickson HAS - 230 or 460 Rear Air Suspension
R	15-20	DURASTAR	All Models with Hendrickson HAS - 230 or 460 Rear Air Suspension
R	13	DURASTAR	All Models with Hendrickson HAS - 230 or 460 Rear Air Suspension
R	17-22	HX515	All Models with Hendrickson HAS - 230 or 460 Rear Air Suspension
R	18-23	HX520	All Models with Hendrickson HAS - 230 or 460 Rear Air Suspension
R	17-22	HX615	All Models with Hendrickson HAS - 230 or 460 Rear Air Suspension
R	17-22	HX620	All Models with Hendrickson HAS - 230 or 460 Rear Air Suspension
R	09-22	LONESTAR	All Models with Hendrickson HAS - 230 or 460 Rear Air Suspension
R	19-22	MV607	All Models with Hendrickson HAS - 230 or 460 Rear Air Suspension
R	20	MV	All Models with Hendrickson HAS - 230 or 460 Rear Air Suspension
R	08-20	PROSTAR	All Models with Hendrickson HAS - 230 or 460 Rear Air Suspension
R	15-20	WORKSTAR 7300	All Models with Hendrickson HAS - 230 or 460 Rear Air Suspension
R	15-20	WORKSTAR 7400	All Models with Hendrickson HAS - 230 or 460 Rear Air Suspension
R	15-20	WORKSTAR 7600	All Models with Hendrickson HAS - 230 or 460 Rear Air Suspension
R	08-12	WORKSTAR 7700	All Models with Hendrickson HAS - 230 or 460 Rear Air Suspension
R	MC NEILUS TRUCK & MAN. VARIOUS		
R	19-22	PIERCE MFG. INC.	VARIOUS
R	WESTERN STAR 5900 & 6900 SERIES - HERITAGE CLASS		
85977	D	145128 (1)	
R	HENDRICKSON TRUCK SUSPENSION SYSTEMS HAS - SERIES		
R	MC NEILUS TRUCK & MAN. VARIOUS		
85978	C		
R	21-24	FORD F-650	All Models with Hendrickson HAS - 400/460 Rear Air Suspension
R	15-19	F-650	All Models with Hendrickson HAS - 400/460 Rear Air Suspension
R	21-24	F-750	All Models with Hendrickson HAS - 400/460 Rear Air Suspension
R	15-19	F-750	All Models with Hendrickson HAS - 400/460 Rear Air Suspension
R	HENDRICKSON TRUCK SUSPENSION SYSTEMS HAS - SERIES		
R	18-21	MACK ANTHEM	All Anthem 64T Models with Hendrickson HAS 400 or 460 Series Rear Suspension

85000 Series

Shock	POP	Alternative No.	MTG Acc. Supplied
Pos.	Year	Application	
85978	C (cont)		
R	04-07	CHU	
R	08-19	CHU	All CHU-613 Models with Hendrickson HAS 400 or 460 Series Rear Suspension
R	15-22	GRANITE	All Models with Hendrickson HAS 400 or 460 Series Rear Suspension
R	12-19	GU4	All GU432 Models with Hendrickson HAS 400 or 460 Series Rear Suspension
R	12-18	GU5	All GU533 Models with Hendrickson HAS 400 or 460 Series Rear Suspension
R	08-19	GU7	All GU713 Models with Hendrickson HAS 400 or 460 Series Rear Suspension
R	08-19	GU8	All GU813 Models with Hendrickson HAS 400 or 460 Series Rear Suspension
R	18-22	PINNACLE	All Models with Hendrickson HAS 400 or 460 Series Rear Suspension
R	10-17	TD700	All TD713 Models with Hendrickson HAS 400 or 460 Series Rear Suspension
R	08-17	TITAN	All Models with Hendrickson HAS 400 or 460 Series Rear Suspension
R	17-19	VOLVO VAH 430	All VAH 430 Models with Hendrickson HAS 400 or 460 Series Rear Suspension
R	11-16	VAH SERIES	
R	17-20	VNL 760	All Models with Hendrickson HAS 400 or 460 Series Rear Suspension
R	18	VNR	All Models with Hendrickson HAS 400 or 460 Series Rear Suspension
85979	D	145089-200 (1)	
R	KENWORTH T880		
R	MC NEILUS TRUCK & MAN. VARIOUS		
R	WESTERN STAR 5900 & 6900 SERIES - HERITAGE CLASS		
85985	D	145089-200 (1)	
R	10-16	KENWORTH T470	
R	08-18	T660	All Models with Air Glide 230 (AG230) Rear Air Suspension
R	11-16	T700	All Models with Air Glide 230 (AG230) Rear Air Suspension
R	07-18	T800	All Models with Air Glide 230 (AG230) Rear Air Suspension
R	06-09	T800B, T800B(8X4), T800SH, T800H, T800W	
R	07-18	W900	All Models with Air Glide 230 (AG230) Rear Air Suspension
85988	D	145099 (1)	
R	14-18	PETERBILT 320	All Models with Air Trac Suspension (40,000 lb)
R	14-21	330	All Models with Air Trac Suspension (40,000 lb)
R	14-21	337	All Models with Air Trac Suspension (40,000 lb)
R	14-21	348	All Models with Air Trac Suspension (40,000 lb)
R	14-21	365	All Models with Air Trac Suspension (40,000 lb)
R	14-24	367	All Models with Air Trac Suspension (40,000 lb)
R	13-16	386	All Models with Air Trac Suspension (40,000 lb)
R	14-15	388	All Models with Air Trac Suspension (40,000 lb)
R	14-24	389	All Models with Air Trac Suspension (40,000 lb)
R	17-22	520	All Models with Air Trac Suspension (40,000 lb)
R	22-24	536	All Models with Air Trac Suspension (40,000 lb)
R	22-24	537	All Models with Air Trac Suspension (40,000 lb)
R	22-24	548	All Models with Air Trac Suspension (40,000 lb)
R	14-24	567	All Models with Air Trac Suspension (40,000 lb)
R	14-24	579	All Models with Air Trac Suspension (40,000 lb)
85989	B	145099 (1)	
F	16-17	KENWORTH ICON 900	

Numerical listing

Shock	POP	Alternative No.	MTG Acc. Supplied
Pos.	Year	Application	
85989	B (cont)		
F	15-22	T270	All Models with 10,000 lb to 14,600 lb Taperleaf Springs and Set Back Front Axles
F	15-22	T270	All Models with 16,000 lb to 20,000 lb Taperleaf Springs and Set Back Front Axles
F	21-24	T280	All Models with 10,000 lb to 12,000 lb Mono-leaf front springs
F	15-22	T370	All Models with 10,000 lb to 14,600 lb Taperleaf Springs and Set Back Front Axles
F	15-22	T370	All Models with 16,000 lb to 20,000 lb Taperleaf Springs and Set Back Front Axles
F	22-23	T380	All Models with 10,000 lb to 14,600 lb Taperleaf Springs
F	22-24	T480	All Models with 10,000 lb to 12,000 lb Mono-leaf front springs
F	22-24	T480	All Models with 10,000 lb to 14,600 lb Taperleaf Springs
F	22-24	T480	All Models with 16,000 lb to 20,000 lb Taperleaf Springs and Set Back Front Axles
F	14-24	T680	All Models with 10,000 lb to 14,600 lb Taperleaf Springs and Set Back Front Axles
F	14-22	T680	All Models with 16,000 lb to 20,000 lb Taperleaf Springs and Set Back Front Axles
F	14-23	T880	All Models with 10,000 lb to 14,600 lb Taperleaf Springs and Set Back Front Axles
F	14-23	T880	All Models with 16,000 lb to 20,000 lb Taperleaf Springs and Set Back Front Axles
F	16-22	PETERBILT 330	All Models with 10,000 lb to 14,600 lb Taperleaf Springs and Set Back Front Axles
F	15-23	337	All Models with 10,000 lb to 14,600 lb Taperleaf Springs and Set Back Front Axles
F	14-23	348	All Models with 20,000 lb Taperleaf Springs and Set Back Front Axles
F	14-22	348	All Models with 10,000 lb to 14,600 lb Taperleaf Springs and Set Back Front Axles
F	22-24	536	All Models with 10,000 lb to 14,600 lb Taperleaf Springs and Set Back Front Axles
F	22-24	537	All Models with 10,000 lb to 14,600 lb Taperleaf Springs and Set Back Front Axles
F	22	537	All Models with 16,000 lb to 20,000 lb Taperleaf Springs and Set Back Front Axles
F	22-24	548	All Models with 20,000 lb Taperleaf Springs and Set Back Front Axles
F	22-23	548	All Models with 10,000 lb to 14,600 lb Taperleaf Springs and Set Back Front Axles
F	14-23	567	All Models with 10,000 lb to 14,600 lb Taperleaf Springs and Set Back Front Axles
F	14-23	567	All Models with 20,000 lb Taperleaf Springs and Set Back Front Axles
F	13-24	579	All Models with 10,000 lb to 14,600 lb Taperleaf Springs and Set Back Front Axles
85994	C		
F	17-24	INTERNATIONAL LT625	All LT-625 Models with 12,000 lb - 13,200 lb Mono-Leaf Spring Suspension
F	17-23	LT625	All LT-625 Models with 12,000 - 14,000 lb Taperleaf Spring Suspension
F	20	LT	All LT-625 Models with 12,000 lb - 13,200 lb Mono-Leaf Spring Suspension
F	21	PROSTAR	
F	16-20	PROSTAR	All Sleeper Cabs with 12,000 lb - 13,200 lb Mono-Leaf Spring Suspension
F	16-17	PROSTAR	All Models with Day Cab and 12,000 - 14,000 lb Taperleaf Front Spring Suspension
F	14-15	PROSTAR	All Models with Sleeper Cab and 12,350 lb Leaf Spring Suspension

Numerical listing

85000 Series, 86000 Series, 87000 Series, 89000 Series

Numerical listing

Shock	POP	Alternative No.	MTG Acc. Supplied
Pos.	Year	Application	
85994	C (cont)		
F	18-24	RH613 All RH-613 Models with 12,000 lb - 13,200 lb Mono-Leaf Spring Suspension	
F	18-20	RH613 All RH Models with 12,000 - 14,000 lb Taperleaf Spring Suspension	
85995	D		
F	13-18	INTERNATIONAL 99001 All Models with 12,000 lb Front axle	
F	19-21	HV607 All Models with 18,000 to 20,000 lb (Set Forward) Front Axle	
F	19-21	HV613 All Models with 18,000 to 20,000 lb (Set Forward) Front Axle	
F	13-20	LONESTAR All Models with O.E.M. Number	
F	21	PROSTAR	
F	13-20	PROSTAR All Models with 113" Sleeper Cab	
F	19-21	PIERCE MFG. INC. VARIOUS	
86000 Series			
86200	C		
R		MERITOR MTA 25T / MTA 30T TRAILER AIR SUSPENSION	
87000 Series			
87015	C		
R		EAST MANUFACTURING CORP. VARIOUS	
R		MERITOR FS230 TRAILER SUSPENSION	
R		VARIOUS	
87016	D 145116(1)/145090(1)		
F		ORION BUS VARIOUS	
87018	D		
R		HENDRICKSON TRAILER SUSPENSION SYSTEMS TOP MOUNT STYLE	
R		UNDERSLUNG STYLE	
89000 Series			
89402	D 140149 (1)		
F	96-98	FORD A9513 All Models with 10000 lb Axle and 54" Multileaf Spring	
F	96-98	AT9513 All Models with 10000 lb Axle and 54" Multileaf Spring	
F	97-98	AT9522 All Models with 10000 lb Axle and 54" Multileaf Spring	
F	90-97	L8000F All Models with 58" Parabolic Taperleaf Spring	
F	91-97	L9000 All Models with 58" Parabolic Taperleaf Spring	
F	91-97	LA8000F All Models with 52" or 58" Taperleaf Spring	
F	90-97	LN7000 All Models with 58" Parabolic Taperleaf Spring	
F	90-97	LN8000 All Models with 58" Parabolic Taperleaf Spring	
F	90-97	LN9000 All Models with 58" Parabolic Taperleaf Spring	
F	90-97	LNT8000F All Models with 58" Parabolic Taperleaf Spring	
F	90-97	LNT9000 All Models with 58" Parabolic Taperleaf Spring	
F	96-97	LOUISVILLE SERIES - CONVENTIONAL CAB	
F	90-97	LS8000F All Models with 52" or 58" Taperleaf Spring	
F	91-97	LT9000 All Models with 58" Parabolic Taperleaf Spring	
F	98-09	STERLING TRUCK A - LINE 9500 SERIES (SILVERSTAR)	
F		L - LINE 7500 SERIES - SHORT HAUL TRACTOR	
F	98	L - LINE 8500 SERIES - CONVENTIONAL CAB	
F	98-09	L - LINE 9500 SERIES - CONVENTIONAL CAB	
89405	D		
R		AUTOCAR LLC. ADDITIONAL APPLICATIONS	
R	20	XPRT All 4 X 2 Models (CLASS 7 & 8) Models with Hendrickson HTS 210 Suspension	
R		BLUE BIRD ALL AMERICAN SERIES (FE & RE MODELS)	
R	81-91	FORD CL9000 All Models with Rear Tandem Axle with Neway Suspension	

Shock	POP	Alternative No.	MTG Acc. Supplied
Pos.	Year	Application	
89405	D (cont)		
R	78-80	CL & CLT SERIES - HIGHWAY TRACTOR TILT CAB	
R	81-91	CLT9000 All Models with Rear Tandem Axle with Neway Suspension	
R	00-03	F-650 All Models with Hendrickson HAS - 190 Rear Air Suspension	
R	00-03	F-750 All Models with Hendrickson HAS - 190 Rear Air Suspension	
R		GILLIG VARIOUS	
R		HENDRICKSON TRUCK SUSPENSION SYSTEMS	
R		ADDITIONAL APPLICATIONS	
R		HA - SERIES	
R		HAS - SERIES	
R	03-18	IC CORPORATION RE SCHOOL BUS All RE Model School Buses (Low Profile)	
R		INTERNATIONAL F & S SERIES	
R		SERIES 3000 - SCHOOL BUS CHASSIS	
R		SERIES 9600 & 9700 PREMIUM CABOVER TRACTOR	
R		S SERIES SCHOOL BUS	
R	13-24	KENWORTH K270 All Models with Hendrickson HAS - 210L or HAS - 230L Rear Air Suspension	
R	93-05	K300 All Models with Hendrickson Rear Air Suspension	
R	13-22	K370 All Models with Hendrickson HAS - 210L or HAS - 230L Rear Air Suspension	
R	08-22	T270 All Models with Hendrickson HAS - 210L or HAS - 230L Rear Air Suspension	
R	21-23	T280 All Models with Hendrickson HAS - 210L or HAS - 230L Rear Air Suspension	
R		T300	
R	95-08	T300 All Models with Hendrickson HAS - 210L or HAS - 230L Rear Air Suspension	
R	08-22	T370 All Models with Hendrickson HAS - 210L or HAS - 230L Rear Air Suspension	
R	93-08	T600A All Models with Hendrickson HAS - 210L or HAS - 230L Rear Air Suspension	
R	93-22	T800 All Models with Hendrickson HAS - 210L or HAS - 230L Rear Air Suspension	
R	93-22	W900 All Models with Hendrickson HAS - 210L or HAS - 230L Rear Air Suspension	
R		LION VARIOUS	
R	89-05	MACK CH All CH600 Models with Hendrickson Rear Air Suspension	
R	91-07	CL All CL600, CL700 Models with Hendrickson Rear Air Suspension	
F	02-08	CV All CV-713 Models with 18,000 lb Front Axles	
R	15-24	GRANITE All Models with Hendrickson HAS Series Rear Suspension	
R	08-19	GU7 All GU713 Models with Hendrickson HAS Series Rear Suspension	
R	08-19	GU8 All GU813 Models with Hendrickson HAS Series Rear Suspension	
R	83-94	MH All MH Models with Neway ARD-234 Air Suspension	
F	81-07	MR All Models with Front Taperleaf Springs	
F	81-91	R All Models with Front Taperleaf Springs	
F	81-91	R All R, U, RD 600 Models/ MR600 Models with Front Taperleaf Springs	
F	81-91	R All R600 Models-3 1/2" Wide springs	
F	07	RD All Models with Front Taperleaf Springs	
F	07	RD All RD600 Models-3 1/2" Wide springs	
F	81-04	RD All Models with Front Taperleaf Springs	
F	81-04	RD All RD600 Models-3 1/2" Wide springs	
R	85-93	RW All RW Models with Neway ARD-234 Air Suspension	
R	10-17	TD700 All Titan TD713 Models with Hendrickson HAS Series Rear Suspension	

Shock	POP	Alternative No.	MTG Acc. Supplied
Pos.	Year	Application	
89405	D (cont)		
R	08-17	TITAN All Models with Hendrickson HAS Series Rear Suspension	
F	81-89	U All Models with Front Taperleaf Springs	
R		MC NEILUS TRUCK & MAN. VARIOUS	
R	13-22	PETERBILT 220 All Models with Hendrickson HAS - 210L or HAS - 230L Rear Air Suspension	
R	10	220 All Models with Hendrickson HAS - 210L or HAS - 230L Rear Air Suspension	
R	07	220 All Models with Hendrickson HAS - 210L or HAS - 230L Rear Air Suspension	
F	86-08	357 All Conventional Models with Front Air Suspension and without Set Back Front Axle.	
F	86-06	362 All C.O.E. Models with 14600 lb Taper Leaf Springs and Set Back Front Axle	
F	87-96	375 All Conventional Models with Front Air Suspension and without Set Back Front Axle.	
F	99	376 All Conventional Models with Front Air Suspension and without Set Back Front Axle.	
F	94-96	376 All Conventional Models with Front Air Suspension and without Set Back Front Axle.	
F	88-92	376 All Conventional Models with Front Air Suspension and without Set Back Front Axle.	
F	87-01	377 All Conventional Models with Front Air Suspension and without Set Back Front Axle.	
F	88-07	378 All Conventional Models with Front Air Suspension and without Set Back Front Axle.	
F	86-07	379 All Conventional Models with Front Air Suspension and without Set Back Front Axle.	
F	06-16	386 All Conventional Models with Front Air Suspension and without Set Back Front Axle.	
F	00-11	387 All Conventional Models with Front Air Suspension and without Set Back Front Axle.	
F	08-15	388 All Conventional Models with Front Air Suspension and without Set Back Front Axle.	
F	08-21	389 All Conventional Models with Front Air Suspension and without Set Back Front Axle.	
R		REYCO SUSPENSION DRIVE AXLE	
R		TRAILER	
R		SAF HOLLAND TRAILER AIR SUSPENSION	
R		TRUCK, BUS & MOTORHOME AIR SUSPENSIONS	
R		TRUCK & TRACTOR AIR SUSPENSION (TAG AXLE)	
R		SPARTAN MOTORS VARIOUS	
R		TUTHILL TECHNOLOGIES DRIVE AXLE	
R	06	VOLVO VHD All Models with Hendrickson HAS Series Rear Suspension	
R		WATSON & CHALIN MFG. INC. WCTA SERIES DUMP TRAILER AIR SUSPENSION	
R		XOS ADDITIONAL O.E.M. INTERCHANGES	
89406	D		
R		ALLCO TRAILER VARIOUS	
F		AUTOCAR LLC. ADDITIONAL APPLICATIONS	
R	97-09	CHEVROLET C6500 KODIAK All Models with Hendrickson Air Suspension (Stamping number 47902-13)	
R	97-09	C7500 KODIAK All Models with Hendrickson Air Suspension (Stamping number 47902-13)	
R	03-09	C8500 All Models with Hendrickson Air Suspension (Stamping number 47902-13)	
R	99	T6500 All Models with Hendrickson Air Suspension (Stamping number 47902-13)	

Numerical listing

Shock	POP	Alternative No.	MTG Acc. Supplied
Pos.	Year	Application	
89406		D (cont)	
R	99	T7500	All Models with Hendrickson Air Suspension (Stamping number 47902-13)
R	04-09	T8500	All Models with Hendrickson Air Suspension (Stamping number 47902-13)
R	09	COACHMEN AURORA	
R	07	AURORA	
R	08	AURORA All MotorHomes with Ford F53 Chassis with 16,000 lb GVW to 22,000 lb GVW	
R	04-06	AURORA All MotorHomes with Ford F53 Chassis with 16,000 lb GVW to 22,000 lb GVW	
R	21-24	ENCORE All MotorHomes with Ford F53 Chassis with 16,000 lb GVW to 22,000 lb GVW	
R	11-16	ENCOUNTER All MotorHomes with Ford F53 Chassis with 16,000 lb GVW to 22,000 lb GVW	
R	99-07	MIRADA	
R	08-24	MIRADA All MotorHomes with Ford F53 Chassis with 16,000 lb GVW to 22,000 lb GVW	
R	04-12	PURSUIT	
R	13-24	PURSUIT All MotorHomes with Ford F53 Chassis with 16,000 lb GVW to 22,000 lb GVW	
R	00-14	DAMON CHALLENGER All MotorHomes with Ford F53 Chassis with 16,000 lb GVW to 22,000 lb GVW	
R	12-13	DAYBREAK	
R	99	DAYBREAK	
R	00-11	DAYBREAK All MotorHomes with Ford F53 Chassis with 16,000 lb GVW to 22,000 lb GVW	
R	99	INTRUDER	
R	00-07	INTRUDER All MotorHomes with Ford F53 Chassis with 16,000 lb GVW to 22,000 lb GVW	
R	12-14	OUTLAW	
R	07-11	OUTLAW All MotorHomes with Ford F53 Chassis with 16,000 lb GVW to 22,000 lb GVW	
R	19-24	ENTEGR COACH EMBLEM All MotorHomes with Ford F53 Chassis with 16,000 lb GVW to 22,000 lb GVW	
R	19-24	VISION All MotorHomes with Ford F53 Chassis with 16,000 lb GVW to 22,000 lb GVW	
R	19-20	FLEETWOOD AXON	
R	18	AXON All MotorHomes with Ford F53 Chassis with 16,000 lb GVW to 22,000 lb GVW	
R	00-24	BOUNDER All MotorHomes with Ford F53 Chassis with 16,000 lb GVW to 22,000 lb GVW	
R	15-24	FLAIR All MotorHomes with Ford F53 Chassis with 16,000 lb GVW to 22,000 lb GVW	
R	00-07	FLAIR All MotorHomes with Ford F53 Chassis with 16,000 lb GVW to 22,000 lb GVW	
R	23-24	FLEX All MotorHomes with Ford F53 Chassis with 16,000 lb GVW to 22,000 lb GVW	
R	20-24	FORTIS All MotorHomes with Ford F53 Chassis with 16,000 lb GVW to 22,000 lb GVW	
R	00-23	SOUTHWIND All MotorHomes with Ford F53 Chassis with 16,000 lb GVW to 22,000 lb GVW	
R	11-18	STORM All MotorHomes with Ford F53 Chassis with 16,000 lb GVW to 22,000 lb GVW	
R	01-07	STORM All MotorHomes with Ford F53 Chassis with 16,000 lb GVW to 22,000 lb GVW	
R		FORD CL & CLT SERIES - HIGHWAY TRACTOR TILT CAB	
R	08-23	F-53 MOTORHOME CHASSIS All Motorhome Chassis with 16,000 lb GVW to 18,000 lb GVW	
R	06-23	F-53 MOTORHOME CHASSIS All Motorhome Chassis with 20,500 lb GVW to 22,000 lb GVW	
R	99-04	F-53 MOTORHOME CHASSIS All Motorhome Chassis with 20,500 lb GVW to 22,000 lb GVW	
R		L, LT & LTS - CONVENTIONAL CAB	
R		LN & LNT - CONVENTIONAL CAB	

89000 Series

Shock	POP	Alternative No.	MTG Acc. Supplied
Pos.	Year	Application	
89406		D (cont)	
R	13-23	FOREST RIVER FR3 All MotorHomes with Ford F53 Chassis with 16,000 lb GVW to 22,000 lb GVW	
R	08-17	GEORGETOWN All MotorHomes with Ford F53 Chassis with 16,000 lb GVW to 22,000 lb GVW	
R	16-23	GEORGETOWN GT3 All MotorHomes with Ford F53 Chassis with 16,000 lb GVW to 22,000 lb GVW	
R	17-23	GEORGETOWN GT5 All MotorHomes with Ford F53 Chassis with 16,000 lb GVW to 22,000 lb GVW	
R	20-23	GEORGETOWN GT7 All MotorHomes with Ford F53 Chassis with 16,000 lb GVW to 22,000 lb GVW	
R		FRUEHAUF VARIOUS	
R	99-09	GEORGIE BOY MANUFACTURING CLASS A MOTORHOMES	
F		GILLIG VARIOUS VARIOUS	
R	95-02	GMC C - SERIES (C6500, C7500, C8500) TOPKICK	
R	99	T5500	
R	99	T6500 All Models with Hendrickson Air Suspension (Stamping number 47902-13)	
R	99	T7500 All Models with Hendrickson Air Suspension (Stamping number 47902-13)	
R	99	T8500	
R		GREAT DANE TRAILER VARIOUS HENDRICKSON TRUCK SUSPENSION SYSTEMS HA - SERIES	
R	11-15	HOLIDAY RAMBLER ADMIRAL	
R	02-06	ADMIRAL	
R	16-24	ADMIRAL All MotorHomes with Ford F53 Chassis with 16,000 lb GVW to 22,000 lb GVW	
R	07-10	ADMIRAL All MotorHomes with Ford F53 Chassis with 16,000 lb GVW to 22,000 lb GVW	
R	00-01	ADMIRAL All MotorHomes with Ford F53 Chassis with 16,000 lb GVW to 22,000 lb GVW	
R	02-06	ADMIRAL SE All MotorHomes with Ford F53 Chassis with 16,000 lb GVW to 22,000 lb GVW	
R	07	ADMIRAL SVE All MotorHomes with Ford F53 Chassis with 16,000 lb GVW to 22,000 lb GVW	
R	16-18	ADMIRAL XE All MotorHomes with Ford F53 Chassis with 16,000 lb GVW to 22,000 lb GVW	
R	15	ENDEAVOR	
R	16-24	ENDEAVOR All MotorHomes with Ford F53 Chassis with 16,000 lb GVW to 22,000 lb GVW	
R	00-14	ENDEAVOR All MotorHomes with Ford F53 Chassis with 16,000 lb GVW to 22,000 lb GVW	
R	10	VACATIONER	
R	08	VACATIONER	
R	11-24	VACATIONER All MotorHomes with Ford F53 Chassis with 16,000 lb GVW to 22,000 lb GVW	
R	09	VACATIONER All MotorHomes with Ford F53 Chassis with 16,000 lb GVW to 22,000 lb GVW	
R	00-07	VACATIONER All MotorHomes with Ford F53 Chassis with 16,000 lb GVW to 22,000 lb GVW	
R		ISUZU FVR	
R	99-15	ITASCA CLASS A MOTORHOMES	
R	16-24	JAYCO ALANTE All MotorHomes with Ford F53 Chassis with 16,000 lb GVW to 22,000 lb GVW	
R	14-20	CLASS A MOTORHOMES	
R	14-24	PRECEPT All MotorHomes with Ford F53 Chassis with 16,000 lb GVW to 22,000 lb GVW	
F		LODAL INC. VARIOUS	
R		MC NEILUS TRUCK & MAN. VARIOUS	
R	12-13	MONACO COACH LA PALMA All MotorHomes with Ford F53 Chassis with 16,000 lb GVW to 22,000 lb GVW	

Numerical listing

Shock	POP	Alternative No.	MTG Acc. Supplied
Pos.	Year	Application	
89406		D (cont)	
R	09	LA PALMA All MotorHomes with Ford F53 Chassis with 16,000 lb GVW to 22,000 lb GVW	
R	06	LA PALMA All MotorHomes with Ford F53 Chassis with 16,000 lb GVW to 22,000 lb GVW	
R	02-04	LA PALMA All MotorHomes with Ford F53 Chassis with 16,000 lb GVW to 22,000 lb GVW	
R	00	LA PALMA All MotorHomes with Ford F53 Chassis with 16,000 lb GVW to 22,000 lb GVW	
R	06-14	MONARCH All MotorHomes with Ford F53 Chassis with 16,000 lb GVW to 22,000 lb GVW	
R	01-02	MONARCH All MotorHomes with Ford F53 Chassis with 16,000 lb GVW to 22,000 lb GVW	
R	99-08	NATIONAL RV CLASS A MOTORHOMES	
R	13-20	NEWMAR CLASS A MOTORHOMES	
R	16-20	NEXUS CLASS A MOTORHOMES	
R	17-20	MAYBACH All MotorHomes with Ford F53 Chassis with 16,000 lb GVW to 22,000 lb GVW	
F		OSHKOSH MOTOR TRUCK CO. VARIOUS	
F		REYCO SUSPENSION STEER AXLE TRAILER	
R		SAF HOLLAND TRUCK, BUS & MOTORHOME AIR SUSPENSIONS TRUCK & TRACTOR AIR SUSPENSION (TAG AXLE)	
R	11-24	THOR MOTOR COACH A.C.E All MotorHomes with Ford F53 Chassis with 16,000 lb GVW to 22,000 lb GVW	
R	05-08	CHALLENGER	
R	09-24	CHALLENGER All MotorHomes with Ford F53 Chassis with 16,000 lb GVW to 22,000 lb GVW	
R	04-10	HURRICANE	
R	11-24	HURRICANE All MotorHomes with Ford F53 Chassis with 16,000 lb GVW to 22,000 lb GVW	
R	23-24	INDIGO All MotorHomes with Ford F53 Chassis with 16,000 lb GVW to 22,000 lb GVW	
R	23-24	LUMINATE All MotorHomes with Ford F53 Chassis with 16,000 lb GVW to 22,000 lb GVW	
R	14-24	MIRAMAR All MotorHomes with Ford F53 Chassis with 16,000 lb GVW to 22,000 lb GVW	
R	07-10	OUTLAW	
R	11-23	OUTLAW All MotorHomes with Ford F53 Chassis with 16,000 lb GVW to 22,000 lb GVW	
R	23-24	RESONATE All MotorHomes with Ford F53 Chassis with 16,000 lb GVW to 22,000 lb GVW	
R	06-10	WINDSPORT	
R	11-24	WINDSPORT All MotorHomes with Ford F53 Chassis with 16,000 lb GVW to 22,000 lb GVW	
F		TUTHILL TECHNOLOGIES STEER AXLE TRAILER	
R		VOLVO ADDITIONAL APPLICATIONS	
R	78-83	ADDITIONAL APPLICATIONS	
R		WESTERN STAR 3800 SERIES - HERITAGE CLASS	
R		4800 & 4900 SERIES - CONSTELLATION CLASS	
R		4800 & 4900 SERIES - HERITAGE CLASS	
R		5800 & 5900 SERIES - CONSTELLATION CLASS	
R		5900 & 6900 SERIES - HERITAGE CLASS	
R	19-23	WINNEBAGO ADVENTURER All Motorhomes with Ford F-53 Chassis with 16,000 lb GVW to 22,000 lb GVW	
R	06-17	ADVENTURER All Motorhomes with Ford F-53 Chassis with 16,000 lb GVW to 22,000 lb GVW	
R	99-04	ADVENTURER All Motorhomes with Ford F-53 Chassis with 16,000 lb GVW to 22,000 lb GVW	

Numerical listing

Shock	POP	Alternative No.	MTG Acc. Supplied
Pos.	Year	Application	
89406		D (cont)	
R	18-20	INTENET	All Motorhome Chassis with 16,000 lb GVW to 18,000 lb GVW
R	18-20	INTENET	All Motorhome Chassis with 20,500 lb GVW to 22,000 lb GVW
R	11-17	SIGHTSEER	All Motorhome Chassis with 16,000 lb GVW to 18,000 lb GVW
R	11-17	SIGHTSEER	All Motorhome Chassis with 20,500 lb GVW to 22,000 lb GVW
R	08-09	SIGHTSEER	All Motorhome Chassis with 16,000 lb GVW to 18,000 lb GVW
R	06-09	SIGHTSEER	All Motorhome Chassis with 20,500 lb GVW to 22,000 lb GVW
R	02-04	SIGHTSEER	All Motorhome Chassis with 20,500 lb GVW to 22,000 lb GVW
R	16-17	SUNOVA	All Motorhome Chassis with 16,000 lb GVW to 18,000 lb GVW
R	16-17	SUNOVA	All Motorhome Chassis with 20,500 lb GVW to 22,000 lb GVW
R	06-07	SUNOVA	All Motorhome Chassis with 20,500 lb GVW to 22,000 lb GVW
R	02-04	SUNOVA	All Motorhome Chassis with 20,500 lb GVW to 22,000 lb GVW
R	16-22	SUNSTAR	All Motorhome Chassis with 16,000 lb GVW to 18,000 lb GVW
R	16-22	SUNSTAR	All Motorhome Chassis with 20,500 lb GVW to 22,000 lb GVW
R	02-04	SUNSTAR	All Motorhome Chassis with 20,500 lb GVW to 22,000 lb GVW
R	16-18	SUNSTAR LX	All Motorhome Chassis with 16,000 lb GVW to 18,000 lb GVW
R	16-18	SUNSTAR LX	All Motorhome Chassis with 20,500 lb GVW to 22,000 lb GVW
R	23	SUNSTAR NPF	
R	11-22	VISTA	All Motorhome Chassis with 16,000 lb GVW to 18,000 lb GVW
R	11-22	VISTA	All Motorhome Chassis with 20,500 lb GVW to 22,000 lb GVW
R	08-09	VISTA	All Motorhome Chassis with 16,000 lb GVW to 18,000 lb GVW
R	07-09	VISTA	All Motorhome Chassis with 20,500 lb GVW to 22,000 lb GVW
R	02-04	VISTA	All Motorhome Chassis with 20,500 lb GVW to 22,000 lb GVW
R	16-18	VISTA LX	All Motorhome Chassis with 16,000 lb GVW to 18,000 lb GVW
R	16-18	VISTA LX	All Motorhome Chassis with 20,500 lb GVW to 22,000 lb GVW
R	23	VISTA NPF	
89407		D	
R		ADVANCE MIXER VARIOUS	
R		BENSON TRUCK BODIES INC. VARIOUS	
F		BLUE BIRD ALL AMERICAN SERIES (FE & RE MODELS)	
F	10-13	D3 SERIES (FE & RE MODELS)	
F		BROCKWAY SCHOOL BUS VARIOUS	
F		CHANCE COACH TRANSIT BUS VARIOUS	
F	73-80	CHEVROLET 5, 50, 5000 & 5500 SERIES	
F	73-75	6, 60, 6000 & 6500 SERIES	
F		COACHMEN CLASS A MOTORHOMES	
R	00	COUNTRY COACH AFFINITY All MotorHomes with Neway IFS	
R	00	CONCEPT All MotorHomes with Neway IFS	
R	00-04	MAGNA All MotorHomes with Neway IFS	
R	05-10	MAGNA 630 All MotorHomes with Neway IFS	
R		DURA SUSPENSION VARIOUS	
R		EAST MANUFACTURING CORP. VARIOUS	

89000 Series

Shock	POP	Alternative No.	MTG Acc. Supplied
Pos.	Year	Application	
89407		D (cont)	
R	96-98	FORD A9513	All All with Neway AD-246 Air Suspension
R	97	A9522	All All with Neway AD-246 Air Suspension
R	96-98	AT9513	All All with Neway AD-246 Air Suspension
R	97-98	AT9522	All All with Neway AD-246 Air Suspension
R		LOUISVILLE SERIES - CONVENTIONAL CAB	
F		FOREST RIVER CLASS A MOTORHOMES	
F		GEORGIE BOY MANUFACTURING CLASS A MOTORHOMES	
R		GILLIG VARIOUS	
F	73-80	GMC 5000 SERIES	
F	73-75	6000 SERIES	
F	73-75	6500 SERIES	
R		GREAT DANE TRAILER VARIOUS	
R		HARDEE MFG. VARIOUS	
R		HENDRICKSON TRUCK SUSPENSION SYSTEMS HN - SERIES	
R		HIGHWAY PRODUCT VARIOUS	
F		INTERNATIONAL SERIES 9300, 9300I, 9400 & 9400I LONG HOOD CONV.	
F		SERIES 9600 & 9700 PREMIUM CABOVER TRACTOR	
R		SERIES 9600 & 9700 PREMIUM CABOVER TRACTOR	
F		SERIES 9800 - PREMIUM CABOVER TRACTOR	
F		SERIES 9900, 9900I, 9900IX LONG HOOD CONV. TRUCK	
F		ITASCA CLASS A MOTORHOMES	
R	12-16	KENWORTH T440	
R	10-16	T470	
R		T800, T800B, T800B(8X4), T800SH, T800H, T800W	
F		MACK ADDITIONAL APPLICATIONS	
R		ADDITIONAL APPLICATIONS	
F	75-79	ADDITIONAL APPLICATIONS	
R	89-05	CH All CH600 Models with Neway AD Air Suspension Shock w/ extended length of 21.70"	
R	91-07	CL All CL600, CL700 Models with Neway AD Air Suspension Shock w/ extended length of 21.70"	
R	98-05	CX All Models with Neway AD Air Suspension Shock w/ extended length of 21.70"	
F		F SERIES	
F	81-91	R All Models with O.E.M. Number	
F	07	RD All Models with O.E.M. Number	
F	81-04	RD All Models with O.E.M. Number	
R		MC NEILUS TRUCK & MAN. VARIOUS	
F		MONACO COACH CLASS A MOTORHOMES	
F		NATIONAL COACH CORP. VARIOUS	
R		REYCO SUSPENSION TRAILER	
R		RIDEWELL CORP. TRAILER AIR-RIDES	
R		TRUCK AIR-RIDES	
R		SAF HOLLAND TRAILER AIR SUSPENSION	
R		TRUCK, BUS & MOTORHOME AIR SUSPENSIONS	
R		TRUCK & TRACTOR AIR SUSPENSION (TAG AXLE)	
R		TRAILMOBILE CANADA CORP. VARIOUS	
R		TUTHILL TECHNOLOGIIES TRAILER	
R		TWIN COACH VARIOUS	
R	06	VOLVO VHD All All with Neway AD-246 Air Suspension	
R		WABASH NATIONAL VARIOUS	
R		WESTERN STAR 4800 & 4900 SERIES - CONSTELLATION CLASS	
R		4800 & 4900 SERIES - HERITAGE CLASS	
R		5800 & 5900 SERIES - CONSTELLATION CLASS	
R		5900 & 6900 SERIES - HERITAGE CLASS	
F		WORKHORSE VARIOUS	

Numerical listing

Shock	POP	Alternative No.	MTG Acc. Supplied
Pos.	Year	Application	
89408		B	145080 (2)
F	23	KENWORTH T880 All Models with 18,000 lb to 23,000 lb Taperleaf Front Spring Suspension and Set Forward Front Axle.	
F	20	W900 All Models with 18,000 lb to 23,000 lb Taperleaf Front Spring Suspension and Set Forward Front Axle.	
F		W900, W900B, W900L, W900S	
F	23	W990 All Models with 18,000 lb to 23,000 lb Taperleaf Front Spring Suspension and Set Forward Front Axle.	
F	01-18	PETERBILT 320 All Models with 18,000 lb to 23,000 lb Taperleaf Front Spring Suspension and Set Forward Front Axle.	
F	87-18	320 All Models with 12,000 lb to 14,600 lb Taperleaf Spring Suspension and Set Forward Front Axle.	
F	87-08	357 All Models with 12,000 lb to 14,600 lb Taperleaf Spring Suspension and Set Forward Front Axle.	
F	87-08	357 All Models with 18,000 lb to 23,000 lb Taperleaf Front Spring Suspension and Set Forward Front Axle.	
F	08-22	365 All Models with 18,000 lb to 23,000 lb Taperleaf Front Spring Suspension and Set Forward Front Axle.	
F	08-20	365 All Models with 12,000 lb to 14,600 lb Taperleaf Spring Suspension and Set Forward Front Axle.	
F	08-24	367 All Models with 18,000 lb to 23,000 lb Taperleaf Front Spring Suspension and Set Forward Front Axle.	
F	14-20	367 All Models with 12,000 lb to 14,600 lb Taperleaf Spring Suspension and Set Forward Front Axle.	
F	87-96	375 All Models with 12,000 lb to 14,600 lb Taperleaf Spring Suspension and Set Forward Front Axle.	
F	87-96	375 All Models with 18,000 lb to 23,000 lb Taperleaf Front Spring Suspension and Set Forward Front Axle.	
F	02	376	
F	00	376	
F	99	376 All Models with 12,000 lb to 14,600 lb Taperleaf Spring Suspension and Set Forward Front Axle.	
F	99	376 All Models with 18,000 lb to 23,000 lb Taperleaf Front Spring Suspension and Set Forward Front Axle.	
F	95-96	376 All Models with 12,000 lb to 14,600 lb Taperleaf Spring Suspension and Set Forward Front Axle.	
F	95-96	376 All Models with 18,000 lb to 23,000 lb Taperleaf Front Spring Suspension and Set Forward Front Axle.	
F	92	376 All Models with 12,000 lb to 14,600 lb Taperleaf Spring Suspension and Set Forward Front Axle.	
F	92	376 All Models with 18,000 lb to 23,000 lb Taperleaf Front Spring Suspension and Set Forward Front Axle.	
F	88-90	376 All Models with 12,000 lb to 14,600 lb Taperleaf Spring Suspension and Set Forward Front Axle.	
F	88-90	376 All Models with 18,000 lb to 23,000 lb Taperleaf Front Spring Suspension and Set Forward Front Axle.	
F	87-01	377 All Models with 12,000 lb to 14,600 lb Taperleaf Spring Suspension and Set Forward Front Axle.	

Numerical listing

Shock	POP	Alternative No.	MTG Acc. Supplied
Pos.	Year	Application	
89408		B (cont)	145080 (2)
F	87-01	377	All Models with 18,000 lb to 23,000 lb Taperleaf Front Spring Suspension and Set Forward Front Axle.
F	88-07	378	All Models with 12,000 lb to 14,600 lb Taperleaf Spring Suspension and Set Forward Front Axle.
F	88-07	378	All Models with 18,000 lb to 23,000 lb Taperleaf Front Spring Suspension and Set Forward Front Axle.
F	86-07	379	All Models with 12,000 lb to 14,600 lb Taperleaf Spring Suspension and Set Forward Front Axle.
F	86-07	379	All Models with 18,000 lb to 23,000 lb Taperleaf Front Spring Suspension and Set Forward Front Axle.
F	11-17	382	All Models with 12,000 lb to 14,600 lb Taperleaf Spring Suspension and Set Forward Front Axle.
F	13-16	384	All Models with 12,000 lb to 14,600 lb Taperleaf Spring Suspension and Set Forward Front Axle. (Heavy Duty)
F	08-12	384	All Models with 12,000 lb to 14,600 lb Taperleaf Spring Suspension and Set Forward Front Axle.
F		385	
F	06-16	386	All Models with 12,000 lb to 14,600 lb Taperleaf Spring Suspension and Set Forward Front Axle.
F	06-16	386	All Models with 18,000 lb to 23,000 lb Taperleaf Front Spring Suspension and Set Forward Front Axle.
F		387	
F	13-15	388	All Models with 12,000 lb to 14,600 lb Taperleaf Spring Suspension and Set Forward Front Axle. (Heavy Duty)
F	08-15	388	All Models with 12,000 lb to 14,600 lb Taperleaf Spring Suspension and Set Forward Front Axle.
F	08-15	388	All Models with 18,000 lb to 23,000 lb Taperleaf Front Spring Suspension and Set Forward Front Axle.
F	08-24	389	All Models with 12,000 lb to 14,600 lb Taperleaf Spring Suspension and Set Forward Front Axle.
F	08-23	389	All Models with 18,000 lb to 23,000 lb Taperleaf Front Spring Suspension and Set Forward Front Axle.
F	17-24	520	All Models with 18,000 lb to 23,000 lb Taperleaf Front Spring Suspension and Set Forward Front Axle.
F	14-24	567	All Models with 12,000 lb to 14,600 lb Taperleaf Spring Suspension and Set Forward Front Axle.
F	14-23	567	All Models with 18,000 lb to 23,000 lb Taperleaf Front Spring Suspension and Set Forward Front Axle.
F	13-18	579	All Models with 12,000 lb to 14,600 lb Taperleaf Spring Suspension and Set Forward Front Axle.
F	11-18	587	All Models with 12,000 lb to 14,600 lb Taperleaf Spring Suspension and Set Forward Front Axle.
89409		D	140149 (1)
F	80-86	FORD C600	All Models with 4040, 5040 lb Springs and 7000, 9000, 12000 lb Axles
F	80-86	C700	All Models with 4040, 5040 lb Springs and 7000, 9000, 12000 lb Axles
F	80-86	C800	All Models with 4040, 5040 lb Springs and 7000, 9000, 12000 lb Axles

89000 Series

Shock	POP	Alternative No.	MTG Acc. Supplied
Pos.	Year	Application	
89409		D (cont)	140149 (1)
F	80-86	C7000	All Models with 4040, 5040 lb Springs and 7000, 9000, 12000 lb Axles
F	87-90	C & CT SERIES - TILT CAB	
F	67-79	C & CT SERIES - TILT CAB	
F	81-86	CT8000	All Models with 4040, 5040 lb Springs and 7000, 9000, 12000 lb Axles
F	73-79	F SERIES - CONVENTIONAL CAB	
F	64-69	F SERIES - CONVENTIONAL CAB	
F	80-85	L800	All Models with 7000, 9000, 12000 lb Axles
F	81	L900	All Models with 7000, 9000, 12000 lb Axles
F	81-88	L8000	All Models with 7000, 9000, 12000 lb Axles
F	91-97	L8000F	All Models with Multleaf Spring
F	91-97	L9000	All Models with Multleaf Spring
F	81-97	L9000	All Models with 7000, 9000, 12000 lb Axles
F	73-89	L, LT & LTS - CONVENTIONAL CAB	
F	80-85	LN600	All Models with 4400 lb Spring and 7000, 9000 lb Axles
F	80-86	LN700	All Models with 4400 lb Spring and 7000, 9000 lb Axles
F	80-85	LN800	All Models with 4400 lb Spring and 7000, 9000 lb Axles
F	90-97	LN7000	All Models with Multileaf Spring
F	81-97	LN7000	All Models with 4400 lb Spring and 7000, 9000 lb Axles
F	90-97	LN8000	All Models with Multileaf Spring
F	81-97	LN8000	All Models with 4400 lb Spring and 7000, 9000 lb Axles
F	90-97	LN9000	All Models with Multileaf Spring
F	70-89	LN & LNT - CONVENTIONAL CAB	
F	81-84	LNT800	All Models with 4400 lb Spring and 7000, 9000 lb Axles
F	81-89	LNT8000	All Models with 4400 lb Spring and 7000, 9000 lb Axles
F	90-97	LNT8000F	All Models with Multileaf Spring
F	90-97	LNT9000	All Models with Multileaf Spring
F	81-84	LT800	All Models with 7000, 9000, 12000 lb Axles
F	81-88	LT8000	All Models with 7000, 9000, 12000 lb Axles
F	91-97	LT9000	All Models with Multleaf Spring
F	81-97	LT9000	All Models with 7000, 9000, 12000 lb Axles
F	81-89	LTS9000	All Models with 16000 lb Axle
F	64-69	N AND NT 89" BBC CONVENTIONAL CAB	
F		KENWORTH C500, C500B, C500K, C540 & C550	
F		K100, K100E, K125	
F	93-05	K300	All Models with Multiple Leaf Springs on Front Axle (3/4" Mounting bolts)
F		T300	
F		T400, T400B, T450B	
F		T600, T600A, T600B, T602	
F		T800, T800B, T800B(8X4), T800SH, T800H, T800W	
F		T2000	
F		W900, W900B, W900L, W900S	
F		OSHKOSH MOTOR TRUCK CO. VARIOUS	
F		PIERCE MFG. INC. VARIOUS	
89410		C	401754 (4)
R	96-98	FORD A9513	All Models with 21000 lb or 23000 lb Axle and 46" Taperleaf spring
R	97	A9522	All Models with 21000 lb or 23000 lb Axle and 46" Taperleaf spring
R	96-98	AT9513	All Models with 21000 lb or 23000 lb Axle and 46" Taperleaf spring
R	97-98	AT9522	All Models with 21000 lb or 23000 lb Axle and 46" Taperleaf spring
R	94-97	B - SERIES - BUS COWL CHASSIS	
R	94-97	F-800	All Models with 21000 Taperleaf Springs

Numerical listing

Shock	POP	Alternative No.	MTG Acc. Supplied
Pos.	Year	Application	
89410		C (cont)	401754 (4)
R	94-98	FT900	All Models with 46" Taperleaf Springs and 21000 lb Axle
R	94-97	L8000F	All Models with 21000 or 23000 lb. with 46" Taperleaf Spring
R	94-97	L9000	All Models with 21000 or 23000 lb. with 46" Taperleaf Spring
R	94-97	LN7000	All Models with 21000 or 23000 lb. with 46" Taperleaf Spring
R	94-97	LN8000	All Models with 21000 or 23000 lb. with 46" Taperleaf Spring
R	94-97	LN9000	All Models with 21000 or 23000 lb. with 46" Taperleaf Spring
R	94-97	LNT8000F	All Models with 21000 or 23000 lb. with 46" Taperleaf Spring
R	94-97	LNT9000	All Models with 21000 or 23000 lb. with 46" Taperleaf Spring
R	94-97	LT9000	All Models with 21000 or 23000 lb. with 46" Taperleaf Spring
F	18-19	KENWORTH C500	All Models with Taper Leaf Springs on Front Axle
F	85-16	C500	All Models with Taper Leaf Springs on Front Axle
F	92-93	C540	All Models with Taper Leaf Springs on Front Axle
F	88-90	C540	All Models with Taper Leaf Springs on Front Axle
F	85-94	C550	All Models with Taper Leaf Springs on Front Axle
F	16-17	ICON 900	
F	05-06	K100E	All Models with Taper Leaf Springs on Front Axle
F	85-03	K100E	All Models with Taper Leaf Springs on Front Axle
F	93-05	K300	All Models with Taper Leaf Springs on Front Axle (1" Mounting bolts)
F		T300	
F	10-22	T400	All Models with Taper Leaf Springs on Front Axle
F	89-99	T400	All Models with Taper Leaf Springs on Front Axle
F	93-97	T450	All Models with Taper Leaf Springs on Front Axle
F	86-08	T600A	All Models with Taper Leaf Springs on Front Axle
F	10-22	T800	All Models with Taper Leaf Springs on Front Axle
F	87-99	T800	All Models with Taper Leaf Springs on Front Axle
F	97-11	T2000	All Models with Taper Leaf Springs on Front Axle
F	10-23	W900	All Models with Taper Leaf Springs on Front Axle
F	87-99	W900	All Models with Taper Leaf Springs on Front Axle
F	89-05	MACK CH	All CH600 Models with ST34 Suspension
F	91-07	CL	All CL600, CL700 Models with ST34 Suspension
F	83-94	MH	All MH Models with O.E.M. Number
F	83-85	R	All RD Models with ST34 Suspension
F	85-93	RW	All RW Models with O.E.M. Number
R		TUTHILL TECHNOLOGIES TRAILER	
89411		D	
R		IC CORPORATION	RE SCHOOL BUS
R		INTERNATIONAL F & S SERIES	1000 FORWARD CONTROL CHASSIS
R		SERIES 2000 - CONVENTIONAL TRUCK (SEVERE SERVICE)	
R		SERIES 3000 - SCHOOL BUS CHASSIS	
R		SERIES 4000 - SHORT CONVENTIONAL MEDIUM TRK & TRAC	
R		SERIES 7000 - SHORT CONV. MEDIUM TRUCK & TRACTOR	
R		SERIES 8000 - CONVENTIONAL HEAVY DUTY TRACTOR	
R		SERIES 9100, 9100I - TRACTOR & STRAIGHT TRUCK	
R		SERIES 9200, 9200I - TRACTOR & STRAIGHT TRUCK	
R		SERIES 9300, 9300I, 9400 & 9400I	LONG HOOD CONV.
R		SERIES 9600 & 9700 PREMIUM	CAVOVER TRACTOR

Numerical listing

Shock	POP	Alternative No.	MTG Acc. Supplied
Pos.	Year	Application	
89411		D (cont)	
R		SERIES 9800 - PREMIUM CABOVER TRACTOR	
R		SERIES 9900, 9900I, 9900IX LONG HOOD CONV. TRUCK	
R		S SERIES SCHOOL BUS	
89413		D 145080 (2)	
F		BLUE BIRD ADDITIONAL APPLICATIONS	
F		BROCKWAY SCHOOL BUS VARIOUS	
F		CHANCE COACH TRANSIT BUS VARIOUS	
F	57-76	FORD MOTORHOME CHASSIS INTERNATIONAL A, B, AC AND BC CONVENTIONAL	
R		A, B, AC AND BC CONVENTIONAL BINDER	
R		CARGOSTAR	
R		LOADSTAR - CONVENTIONAL	
R		LOADSTAR - CONVENTIONAL	
R		METRO & MULTI-SHOP SERIES	
R		METRO & MULTI-SHOP SERIES	
R		S SERIES SCHOOL BUS	
R		S SERIES SCHOOL BUS	
R	85	ISUZU ADDITIONAL APPLICATIONS	
R	86-95	NPR All	
F	19-24	KENWORTH W990 All Models with 14,600 lb Taperleaf Front Spring Suspension	
F	13	PETERBILT 220 All Models with 12,000 lb Front Axle	
F	10	220 All Models with 12,000 lb Front Axle	
F	07	220 All Models with 12,000 lb Front Axle	
F	08-19	325 All Models with 12000 lb Set Back Front Axle	
F	07-16	330 All Models with 12000 lb Set Back Front Axle	
F	95-05	330 All Models with 12000 lb Set Back Front Axle	
F	05-10	335 All Models with 12000 lb Set Back Front Axle	
F	07-10	340 All Models with 12000 lb Set Back Front Axle	
F	87-08	357 All Conventional Models with Spring Suspension and with Set Back Front Axle.	
F	81-06	362 All C.O.E. Models with Progressive Springs	
F	08-15	365 All Models with 12,000 lb to 16,000 lb Taperleaf Front Suspension (Set-Back Axle)	
F	08-16	367 All Models with 10,000 lb to 16,000 lb Taperleaf Front Spring Suspension and with Set Back Front Axle.	
F	89-93	372 All C.O.E. Models with Front Spring Suspension	
F	87-96	375 All Conventional Models with Spring Suspension and with Set Back Front Axle.	
F	99	376 All Conventional Models with Spring Suspension and with Set Back Front Axle.	
F	94-96	376 All Conventional Models with Spring Suspension and with Set Back Front Axle.	
F	88-92	376 All Conventional Models with Spring Suspension and with Set Back Front Axle.	
F	87-01	377 All Conventional Models with Spring Suspension and with Set Back Front Axle.	
F	88-07	378 All Conventional Models with Spring Suspension and with Set Back Front Axle.	
F	86-07	379 All Conventional Models with Spring Suspension and with Set Back Front Axle.	
F	95-07	385 All Conventional Models with Spring Suspension and with Set Back Front Axle.	
F	06-16	386 All Conventional Models with Spring Suspension and with Set Back Front Axle.	
F	00-11	387 All Conventional Models with Spring Suspension and with Set Back Front Axle.	
F	08-15	388 All Conventional Models with Spring Suspension and with Set Back Front Axle.	

89000 Series

Shock	POP	Alternative No.	MTG Acc. Supplied
Pos.	Year	Application	
89413		D (cont) 145080 (2)	
F	08-21	389 All Conventional Models with Spring Suspension and with Set Back Front Axle.	
89414		D	
R		ADVANCE MIXER VARIOUS	
R		BLUE BIRD ADDITIONAL APPLICATIONS	
R	66-72	CHEVROLET 7, 70 & 7000 SERIES	
F	09	COACHMEN AURORA	
F	07	AURORA	
F	08	AURORA All MotorHomes with Ford F53 Chassis with 16,000 lb GVW to 22,000 lb GVW	
F	04-06	AURORA All MotorHomes with Ford F53 Chassis with 16,000 lb GVW to 22,000 lb GVW	
F	21-24	ENCORE All MotorHomes with Ford F53 Chassis with 16,000 lb GVW to 22,000 lb GVW	
F	11-16	ENCOUNTER All MotorHomes with Ford F53 Chassis with 16,000 lb GVW to 22,000 lb GVW	
F	99-07	MIRADA	
F	08-24	MIRADA All MotorHomes with Ford F53 Chassis with 16,000 lb GVW to 22,000 lb GVW	
F	04-12	PURSUIT	
F	13-24	PURSUIT All MotorHomes with Ford F53 Chassis with 16,000 lb GVW to 22,000 lb GVW	
F	00-14	DAMON CHALLENGER All MotorHomes with Ford F53 Chassis with 16,000 lb GVW to 22,000 lb GVW	
F	12-13	DAYBREAK	
F	99	DAYBREAK	
F	00-11	DAYBREAK All MotorHomes with Ford F53 Chassis with 16,000 lb GVW to 22,000 lb GVW	
F	99	INTRUDER	
F	00-07	INTRUDER All MotorHomes with Ford F53 Chassis with 16,000 lb GVW to 22,000 lb GVW	
F	12-14	OUTLAW	
F	07-11	OUTLAW All MotorHomes with Ford F53 Chassis with 16,000 lb GVW to 22,000 lb GVW	
F	19-24	ENTEGRA COACH EMBLEM All MotorHomes with Ford F53 Chassis with 16,000 lb GVW to 22,000 lb GVW	
F	19-24	VISION All MotorHomes with Ford F53 Chassis with 16,000 lb GVW to 22,000 lb GVW	
F	19-20	FLEETWOOD AXON	
F	18	AXON All MotorHomes with Ford F53 Chassis with 16,000 lb GVW to 22,000 lb GVW	
F	00-24	BOUNDER All MotorHomes with Ford F53 Chassis with 16,000 lb GVW to 22,000 lb GVW	
F	15-24	FLAIR All MotorHomes with Ford F53 Chassis with 16,000 lb GVW to 22,000 lb GVW	
F	00-07	FLAIR All MotorHomes with Ford F53 Chassis with 16,000 lb GVW to 22,000 lb GVW	
F	23-24	FLEX All MotorHomes with Ford F53 Chassis with 16,000 lb GVW to 22,000 lb GVW	
F	20-24	FORTIS All MotorHomes with Ford F53 Chassis with 16,000 lb GVW to 22,000 lb GVW	
F	00-23	SOUTHWIND All MotorHomes with Ford F53 Chassis with 16,000 lb GVW to 22,000 lb GVW	
F	11-18	STORM All MotorHomes with Ford F53 Chassis with 16,000 lb GVW to 22,000 lb GVW	
F	01-07	STORM All MotorHomes with Ford F53 Chassis with 16,000 lb GVW to 22,000 lb GVW	
R	96-98	FORD A9513 All All with Hendrickson HAS-400, HA-210 or HA-230 Air Suspension	
R	97	A9522 All All with Hendrickson HAS-400, HA-210 or HA-230 Air Suspension	
R	96-98	AT9513 All All with Hendrickson HAS-400, HA-210 or HA-230 Air Suspension	

Numerical listing

Shock	POP	Alternative No.	MTG Acc. Supplied
Pos.	Year	Application	
89414		D (cont)	
R	97-98	AT9522 All All with Hendrickson HAS-400, HA-210 or HA-230 Air Suspension	
R	81-91	CL9000 All Models with Single Rear Axle Suspension	
R	78-80	CL & CLT SERIES - HIGHWAY TRACTOR TILT CAB	
R	81-91	CLT9000 All Models with Single Rear Axle Suspension	
F	05	F-53 MOTORHOME CHASSIS	
F	98	F-53 MOTORHOME CHASSIS	
F	06-23	F-53 MOTORHOME CHASSIS All F53 Chassis with 16,000 lb GVW to 22,000 lb GVW	
F	11-20	F-53 MOTORHOME CHASSIS All F53 Stripped Chassis Commercial Stripped Chassis, 19,500 lb to 22,000 lb GVW	
F	99-04	F-53 MOTORHOME CHASSIS All F53 Chassis with 16,000 lb GVW to 22,000 lb GVW	
F	88-97	F-53 MOTORHOME CHASSIS All F53 Chassis with 16,000 lb GVW to 22,000 lb GVW	
F	11-21	F-59 COMMERCIAL STRIPPED CHASSIS All F59 Commercial Chassis with 16,000 lb to 22,000 GVW	
F	88-97	F-59 COMMERCIAL STRIPPED CHASSIS All F59 Commercial Chassis with 16,000 lb to 22,000 GVW	
R	91-97	LA8000F All All with Hendrickson HAS-400, HA-210 or HA-230 Air Suspension	
R	91-97	LA9000 All All with Hendrickson HAS-400, HA-210 or HA-230 Air Suspension	
R	92-97	LLA9000 All Models with Hendrickson Rear Air Suspension	
R		LOUISVILLE SERIES - CONVENTIONAL CAB	
R	91-97	LTA9000 All Models with Hendrickson Rear Air Suspension	
R	92-97	LTLA9000 All Models with Hendrickson Rear Air Suspension	
R	73-77	W AND WT SERIES - HI TILT CAB HIGHWAY TRACTOR	
F	13-23	FOREST RIVER FR3 All MotorHomes with Ford F53 Chassis with 16,000 lb GVW to 22,000 lb GVW	
F	08-17	GEORGETOWN All MotorHomes with Ford F53 Chassis with 16,000 lb GVW to 22,000 lb GVW	
F	16-23	GEORGETOWN GT3 All MotorHomes with Ford F53 Chassis with 16,000 lb GVW to 22,000 lb GVW	
F	17-23	GEORGETOWN GT5 All MotorHomes with Ford F53 Chassis with 16,000 lb GVW to 22,000 lb GVW	
F	20-23	GEORGETOWN GT7 All MotorHomes with Ford F53 Chassis with 16,000 lb GVW to 22,000 lb GVW	
R	66-72	GMC 7500 SERIES	
R		HENDRICKSON TRAILER SUSPENSION SYSTEMS	
F	11-15	HOLIDAY RAMBLER ADMIRAL	
F	02-06	ADMIRAL	
F	16-24	ADMIRAL All MotorHomes with Ford F53 Chassis with 16,000 lb GVW to 22,000 lb GVW	
F	07-10	ADMIRAL All MotorHomes with Ford F53 Chassis with 16,000 lb GVW to 22,000 lb GVW	
F	00-01	ADMIRAL All MotorHomes with Ford F53 Chassis with 16,000 lb GVW to 22,000 lb GVW	
F	02-06	ADMIRAL SE All MotorHomes with Ford F53 Chassis with 16,000 lb GVW to 22,000 lb GVW	
F	07	ADMIRAL SVE All MotorHomes with Ford F53 Chassis with 16,000 lb GVW to 22,000 lb GVW	
F	16-18	ADMIRAL XE All MotorHomes with Ford F53 Chassis with 16,000 lb GVW to 22,000 lb GVW	
F	15	ENDEAVOR	

Numerical listing

Shock	POP	Alternative No.	MTG Acc. Supplied
Pos.	Year	Application	
89414		D (cont)	
F	16-24	ENDEAVOR	All MotorHomes with Ford F53 Chassis with 16,000 lb GVW to 22,000 lb GVW
F	00-14	ENDEAVOR	All MotorHomes with Ford F53 Chassis with 16,000 lb GVW to 22,000 lb GVW
F	10	VACATIONER	
F	08	VACATIONER	
F	11-24	VACATIONER	All MotorHomes with Ford F53 Chassis with 16,000 lb GVW to 22,000 lb GVW
F	09	VACATIONER	All MotorHomes with Ford F53 Chassis with 16,000 lb GVW to 22,000 lb GVW
F	00-07	VACATIONER	All MotorHomes with Ford F53 Chassis with 16,000 lb GVW to 22,000 lb GVW
R		INTERNATIONAL F & S SERIES	
R		SERIES 4000 - SHORT CONVENTIONAL MEDIUM TRK & TRAC	
R		SERIES 9300, 9300I, 9400 & 9400I LONG HOOD CONV.	
R		SERIES 9600 & 9700 PREMIUM CABOVER TRACTOR	
R		SERIES 9800 - PREMIUM CABOVER TRACTOR	
R		SERIES 9900, 9900I, 9900IX LONG HOOD CONV. TRUCK	
F	99-15	ITASCA	CLASS A MOTORHOMES
F	16-24	JAYCO	ALANTE All MotorHomes with Ford F53 Chassis with 16,000 lb GVW to 22,000 lb GVW
F	14-20	CLASS A	MOTORHOMES
F	14-24	PRECEPT	All MotorHomes with Ford F53 Chassis with 16,000 lb GVW to 22,000 lb GVW
F	81-03	MACK	DM All DM Models
F	01-06	LE	All LE 613 Models with O.E.M Number
F	09	LEU	All LEU 613 Models with 18,000 lb Front Axle
F	08	MR	
F	81-07	MR	All MR600 Models with 20,000 lb Front Axle
F	08-19	MRU	All MRU613 Models with O.E.M. Number
F	92-05	RB	All RB 600 Models (Drive Axle)
R		MC NEILUS TRUCK & MAN.	
F		VARIOUS	
F	07-08	MONACO COACH	LA PALMA
F	01	LA PALMA	
F	90-99	LA PALMA	
F	12-13	LA PALMA	All MotorHomes with Ford F53 Chassis with 16,000 lb GVW to 22,000 lb GVW
F	09	LA PALMA	All MotorHomes with Ford F53 Chassis with 16,000 lb GVW to 22,000 lb GVW
F	02-06	LA PALMA	All MotorHomes with Ford F53 Chassis with 16,000 lb GVW to 22,000 lb GVW
F	00	LA PALMA	All MotorHomes with Ford F53 Chassis with 16,000 lb GVW to 22,000 lb GVW
F	03-05	MONARCH	
F	90-99	MONARCH	
F	06-14	MONARCH	All MotorHomes with Ford F53 Chassis with 16,000 lb GVW to 22,000 lb GVW
F	01-02	MONARCH	All MotorHomes with Ford F53 Chassis with 16,000 lb GVW to 22,000 lb GVW
F	99-08	NATIONAL RV	CLASS A MOTORHOMES
F	13-20	NEWMAR	CLASS A MOTORHOMES
F	16-20	NEXUS	CLASS A MOTORHOMES
F	17-20	MAYBACH	All MotorHomes with Ford F53 Chassis with 16,000 lb GVW to 22,000 lb GVW
R	13-22	PETERBILT	220 All Models with Reyco 102AR (Standard) Rear Air Suspension
R	10	220	All Models with Reyco 102AR (Standard) Rear Air Suspension
R	07	220	All Models with Reyco 102AR (Standard) Rear Air Suspension
R	87-18	320	All Models with Reyco 102AR (Standard) Rear Air Suspension
R	07-21	330	All Models with Reyco 102AR (Standard) Rear Air Suspension
R	95-05	330	All Models with Reyco 102AR (Standard) Rear Air Suspension

89000 Series

Shock	POP	Alternative No.	MTG Acc. Supplied
Pos.	Year	Application	
89414		D (cont)	
R	10-21	337	All Models with Reyco 102AR (Standard) Rear Air Suspension
R	10-21	348	All Models with Reyco 102AR (Standard) Rear Air Suspension
F	86-08	357	All Conventional Models with Front Air Suspension and Set Back Front Axle.
R	10-19	365	All Models with Reyco 102AR (Standard) Rear Air Suspension
F	89-93	372	All C.O.E. Models with Front Air Suspension
F	87-96	375	All Conventional Models with Front Air Suspension and Set Back Front Axle.
F	99	376	All Conventional Models with Front Air Suspension and Set Back Front Axle.
F	94-96	376	All Conventional Models with Front Air Suspension and Set Back Front Axle.
F	88-92	376	All Conventional Models with Front Air Suspension and Set Back Front Axle.
F	87-01	377	All Conventional Models with Front Air Suspension and Set Back Front Axle.
F	88-07	378	All Conventional Models with Front Air Suspension and Set Back Front Axle.
F	86-07	379	All Conventional Models with Front Air Suspension and Set Back Front Axle.
R	11-17	382	All Models with Reyco 102AR (Standard) Rear Air Suspension
F	06-16	386	All Conventional Models with Front Air Suspension and Set Back Front Axle.
F	00-11	387	All Conventional Models with Front Air Suspension and Set Back Front Axle.
F	08-15	388	All Conventional Models with Front Air Suspension and Set Back Front Axle.
F	08-22	389	All Conventional Models with Front Air Suspension and Set Back Front Axle.
R	17-22	520	All Models with Reyco 102AR (Standard) Rear Air Suspension
R	13-22	579	All Models with Reyco 102AR (Standard) Rear Air Suspension
R	11-18	587	All Models with Reyco 102AR (Standard) Rear Air Suspension
R		REYCO SUSPENSION DRIVE AXLE	
R		SAF HOLLAND TRAILER AIR SUSPENSION	
R		TRUCK, BUS & MOTORHOME AIR SUSPENSIONS	
R		TRUCK & TRACTOR AIR SUSPENSION (TAG AXLE)	
R	91-92	SPARTAN MOTORS	
R		MOTORHOME All Models with Tuthill 102 AR Air Suspension	
R	93-95	MOUNTAIN MASTER All Models with Tuthill 102 AR Air Suspension	
R	99-10	STERLING TRUCK A9500 All Models with Hendrickson HAS Rear Air Suspension	
R	99-01	A9513 All Models with Hendrickson HAS Rear Air Suspension	
R	99	A9522 All Models with Hendrickson HAS Rear Air Suspension	
R	99-10	L8500 All Models with Hendrickson HAS Rear Air Suspension	
R	99	L8501 All Models with Hendrickson HAS Rear Air Suspension	
R	99-01	L8513 All Models with Hendrickson HAS Rear Air Suspension	
R	99-10	L9500 All Models with Hendrickson HAS Rear Air Suspension	
R	99-00	L9501 All Models with Hendrickson HAS Rear Air Suspension	
R	99-01	L9511 All Models with Hendrickson HAS Rear Air Suspension	
R	99-00	L9513 All Models with Hendrickson HAS Rear Air Suspension	
R	99	L9522 All Models with Hendrickson HAS Rear Air Suspension	
F	11-24	THOR MOTOR COACH A.C.E All MotorHomes with Ford F53 Chassis with 16,000 lb GVW to 22,000 lb GVW	
F	05-08	CHALLENGER	

Numerical listing

Shock	POP	Alternative No.	MTG Acc. Supplied
Pos.	Year	Application	
89414		D (cont)	
F	09-24	CHALLENGER	All MotorHomes with Ford F53 Chassis with 16,000 lb GVW to 22,000 lb GVW
F	04-10	HURRICANE	
F	11-24	HURRICANE	All MotorHomes with Ford F53 Chassis with 16,000 lb GVW to 22,000 lb GVW
F	23-24	INDIGO	All MotorHomes with Ford F53 Chassis with 16,000 lb GVW to 22,000 lb GVW
F	23-24	LUMINATE	All MotorHomes with Ford F53 Chassis with 16,000 lb GVW to 22,000 lb GVW
F	14-24	MIRAMAR	All MotorHomes with Ford F53 Chassis with 16,000 lb GVW to 22,000 lb GVW
F	07-10	OUTLAW	
F	11-23	OUTLAW	All MotorHomes with Ford F53 Chassis with 16,000 lb GVW to 22,000 lb GVW
F	23-24	RESONATE	All MotorHomes with Ford F53 Chassis with 16,000 lb GVW to 22,000 lb GVW
F	06-10	WINDSPORT	
F	11-24	WINDSPORT	All MotorHomes with Ford F53 Chassis with 16,000 lb GVW to 22,000 lb GVW
R		TRAILMOBILE CANADA CORP.	
R		VARIOUS	
R		TUTHILL TECHNOLOGIIES DRIVE AXLE	
R		WESTERN STAR 3800 SERIES - HERITAGE CLASS	
R		4800 & 4900 SERIES - CONSTELLATION CLASS	
R		4800 & 4900 SERIES - HERITAGE CLASS	
R		5800 & 5900 SERIES - CONSTELLATION CLASS	
R		5900 & 6900 SERIES - HERITAGE CLASS	
F	19-23	WINNEBAGO	ADVENTURER All MotorHomes with Ford F53 Chassis with 16,000 lb GVW to 22,000 lb GVW
F	92-17	ADVENTURER	All MotorHomes with Ford F53 Chassis with 16,000 lb GVW to 22,000 lb GVW
F	18-20	INTENET	All MotorHomes with Ford F53 Chassis with 16,000 lb GVW to 22,000 lb GVW
F	02-17	SIGHTSEER	All MotorHomes with Ford F53 Chassis with 16,000 lb GVW to 22,000 lb GVW
F	16-17	SUNOVA	All MotorHomes with Ford F53 Chassis with 16,000 lb GVW to 22,000 lb GVW
F	02-07	SUNOVA	All MotorHomes with Ford F53 Chassis with 16,000 lb GVW to 22,000 lb GVW
F	16-22	SUNSTAR	All MotorHomes with Ford F53 Chassis with 16,000 lb GVW to 22,000 lb GVW
F	02-04	SUNSTAR	All MotorHomes with Ford F53 Chassis with 16,000 lb GVW to 22,000 lb GVW
F	16-18	SUNSTAR LX	All MotorHomes with Ford F53 Chassis with 16,000 lb GVW to 22,000 lb GVW
F	23	SUNSTAR NPF	
F	07-22	VISTA	All MotorHomes with Ford F53 Chassis with 16,000 lb GVW to 22,000 lb GVW
F	02-04	VISTA	All MotorHomes with Ford F53 Chassis with 16,000 lb GVW to 22,000 lb GVW
F	16-18	VISTA LX	All MotorHomes with Ford F53 Chassis with 16,000 lb GVW to 22,000 lb GVW
F	23	VISTA NPF	
89415	D	140149 (1)	
R		VOLVO FE SERIES	
89418	W	145054 (2)	
F		AUTOCAR LLC. ADDITIONAL APPLICATIONS	
F		INTERNATIONAL SERIES 4000 - SHORT CONVENTIONAL MEDIUM TRK & TRAC	
F		SERIES 7000 - SHORT CONV. MEDIUM TRUCK & TRACTOR	
F		VOLVO WCA & WIA SERIES	
F		WG SERIES	

Numerical listing

Shock	POP	Alternative No.	MTG Acc. Supplied
Pos.	Year	Application	
89419	D		401754 (4)
R		FRUEHAUF VARIOUS	
R		GRANNING SUSPENSION	
		VARIOUS	
R		HOBBS TRAILER VARIOUS	
R		INTERNATIONAL CARGOSTAR	
R		CO-TRANSTAR AND TRANSTAR II	
R		FLEETSTAR - CONVENTIONAL	
R		LOADSTAR - CONVENTIONAL	
R		TRANSTAR - CONVENTIONAL	
F		OSTERLUND TRUCK VARIOUS	
F		OTTAWA VARIOUS	
R		REYCO SUSPENSION TRAILER	
R		SAF HOLLAND TRUCK, BUS & MOTORHOME AIR SUSPENSIONS TRUCK & TRACTOR AIR SUSPENSION (TAG AXLE)	
R		SEAGRAVE FIRE APPARATUS LLC VARIOUS	
R		TUTHILL TECHNOLOGIIES	
		TRAILER	
R		WABASH NATIONAL VARIOUS	
R		WATSON & CHALIN MFG. INC.	
		LIGHT WEIGHT TRAILER AIR SUSPENSION	
R		WESTERN UNIT STABILAIR SUSPENSION VARIOUS	
89420	D		401754 (4)
R		AM GENERAL VARIOUS	
F	66-69	CHEVROLET 8, 80 & 8000 SERIES	
R	86-97	FORD CF7000 All Models with 12000 lb or 13000 lb Axle	
R	87-97	CF8000 All Models with 12000 lb or 13000 lb Axle	
F		FREIGHTLINER	
		CLASSIC/CLASSICXL	
F		FWD CORPORATION VARIOUS	
F	66-72	GMC 8500 SERIES	
F	66-72	9500 SERIES	
F		MACK F SERIES	
F	84-87	PETERBILT 349 All 349 Conventional Models with 12000 lb capacity	
F	81-88	353 All 353 Conventional Models with 12000 lb capacity	
F	81-87	359 All 359 Conventional Models with 12000 lb capacity	
F		362	
F	81-06	362 All C.O.E. Models without Set Back Front Axle	
R		RIDEWELL CORP. TRUCK AIR-RIDES	
89422	D		401754 (4)
F		ACF BRILL BUS VARIOUS	
F		BROCKWAY SCHOOL BUS VARIOUS	
F		BUILT RITE VARIOUS	
F		BUS & TRUCK CO. VARIOUS	
F	73-80	CHEVROLET 7, 70 & 7000 SERIES	
R	73-80	7, 70 & 7000 SERIES	
R	73-80	8, 80 & 8000 SERIES	
F	70-80	8, 80 & 8000 SERIES	
F	70-80	9000 SERIES	
F		CONTINENTAL TRAILWAYS-EAGLE INTL. VARIOUS	
F		CROWN COACH VARIOUS	
F		EAGLE MOTOR COACH VARIOUS	
F		FREIGHTLINER	
		CLASSIC/CLASSICXL	
R	73-80	GMC 7500 SERIES	
F	70-80	7500 SERIES	
F	73-80	8500 SERIES	
R	73-80	8500 SERIES	
F	66-80	9500 SERIES	
F		GREYHOUND BUS VARIOUS	
F		INTERNATIONAL CO-TRANSTAR AND TRANSTAR II	
F		F & S SERIES	
F		LOADSTAR - CONVENTIONAL	
F		PAYSTAR - 5000 SERIES	
F		S SERIES SCHOOL BUS	
F		TRANSTAR - CONVENTIONAL	
F		UNISTAR	
F		MC NEILUS TRUCK & MAN. VARIOUS	
F		ORION BUS VARIOUS	
R		VARIOUS	
F		OSHKOSH MOTOR TRUCK CO. VARIOUS	
R		PETERBILT 362	
F		TRANSPORTATION MFG. CORP. VARIOUS	

89000 Series

Shock	POP	Alternative No.	MTG Acc. Supplied
Pos.	Year	Application	
89422	D (cont)		401754 (4)
R		VOLVO ADDITIONAL APPLICATIONS	
F		WESTERN STAR 5900 & 6900 SERIES - HERITAGE CLASS	
R		WESTERN UNIT STABILAIR SUSPENSION VARIOUS	
89423	D		141108 (1)
R		INTERNATIONAL VARIOUS	
R		KENWORTH C500, C500B, C500K, C540 & C550	
R		K100, K100E, K125	
R	93-05	K300 All All with Air Glide 100 Suspension with 8 air bags, 4 units required	
R		T300	
R		T400, T400B, T450B	
R		T600, T600A, T600B, T602	
R		T800, T800B, T800B(8X4), T800SH, T800H, T800W	
R	97-11	T2000 All All with Air Glide 100 Suspension with 8 air bags, 4 units required	
R		W900, W900B, W900L, W900S	
R		OTTAWA VARIOUS	
89424	C		141247 (1)
F		INTERNATIONAL SERIES400,500,600,700& 900-MED CABOV TRK&TRAC NISS VARIOUS	
R		LEYLAND TRUCK VARIOUS	
R	87-18	PETERBILT 320 All Models with Air Trac Suspension (46,000 lb)	
R	07-21	330 All Models with Air Trac Suspension (46,000 lb)	
R	95-05	330 All Models with Air Trac Suspension (46,000 lb)	
R	05-10	335 All Models with Air Trac Suspension (46,000 lb)	
R	10-23	337 All Models with Air Trac Suspension (46,000 lb)	
R	07-10	340 All Models with Air Trac Suspension (46,000 lb)	
R	10-23	348 All Models with Air Trac Suspension (46,000 lb)	
R	87-08	357 All Models with Air Trac Suspension (46,000 lb)	
R	81-87	359 All Models with Air Trac Suspension (46,000 lb)	
R	81-06	362 All Models with Air Trac Suspension (46,000 lb)	
R	08-23	365 All Models with Air Trac Suspension (46,000 lb)	
R	08-23	367 All Models with Air Trac Suspension (46,000 lb)	
R	89-93	372 All Models with Air Trac Suspension (46,000 lb)	
R	87-96	375 All Models with Air Trac Suspension (46,000 lb)	
R	02	376	
R	00	376	
R	99	376 All Models with Air Trac Suspension (46,000 lb)	
R	94-96	376 All Models with Air Trac Suspension (46,000 lb)	
R	88-92	376 All Models with Air Trac Suspension (46,000 lb)	
R	87-01	377 All Models with Air Trac Suspension (46,000 lb)	
R	88-07	378 All Models with Air Trac Suspension (46,000 lb)	
R	86-07	379 All Models with Air Trac Suspension (46,000 lb)	
R	11-17	382 All Models with Air Trac Suspension (46,000 lb)	
R	08-16	384 All Models with Air Trac Suspension (46,000 lb)	
R	95-07	385 All Models with Air Trac Suspension (46,000 lb)	
R	06-16	386 All Models with Air Trac Suspension (46,000 lb)	
R	06-16	386 All Models with Peterbilt Air Leaf Suspension	
R	00-11	387 All Models with Peterbilt Air Leaf Suspension	
R	08-15	388 All Models with Air Trac Suspension (46,000 lb)	
R	08-15	388 All Models with Peterbilt Air Leaf Suspension	
R	14-23	389 All Models with Air Trac Suspension (46,000 lb)	
R	08-13	389 All Models with Peterbilt Air Leaf Suspension	

Numerical listing

Shock	POP	Alternative No.	MTG Acc. Supplied
Pos.	Year	Application	
89424	C (cont)		141247 (1)
R	17-23	520 All Models with Air Trac Suspension (46,000 lb)	
R	14-24	567 All Models with Air Trac Suspension (46,000 lb)	
R	13-24	579 All Models with Air Trac Suspension (46,000 lb)	
R	11-18	587 All Models with Air Trac Suspension (46,000 lb)	
89425	D		401754 (4)
R	08-20	AUTOCAR LLC. XPEDITOR All 8 X 4 Models with Chalmers 800 Series - 46K Tandem Truck Suspensions (HD Shock Kit with Low Mounts)	
R		CHALMERS SUSPENSION VARIOUS	
F		EAGLE MOTOR COACH VARIOUS	
R	96-98	FORD A9513 All All with 23000 lb Axle and 52" Taperleaf spring	
R	97	A9522 All All with 23000 lb Axle and 52" Taperleaf spring	
R	96-98	AT9513 All All with 23000 lb Axle and 52" Taperleaf spring	
R	97-98	AT9522 All All with 23000 lb Axle and 52" Taperleaf spring	
R	94	B-700 All Models with with 15000, 17500, 19000 lb Taperleaf Springs	
R	95-97	B-800 All Models with with 15000, 17500, 19000 lb Taperleaf Springs	
R	94-98	F-700 All Models with with 15000, 17500, 19000 lb Taperleaf Springs	
R	94-98	F-800 All Models with with 15000, 17500, 19000 lb Taperleaf Springs	
R	94-98	FT900 All Models with 46" Taperleaf Spring and 15000, 17500 or 19000 lb Axle	
R		KENWORTH C500, C500B, C500K, C540 & C550	
R		K100, K100E, K125	
R		T400, T400B, T450B	
R		T800, T800B, T800B(8X4), T800SH, T800H, T800W	
R		W900, W900B, W900L, W900S	
R	99-10	STERLING TRUCK A9500 All All Models with 23000 lb Axle and 52" Taperleaf Softride Rear Suspension	
R	99-01	A9513 All All Models with 23000 lb Axle and 52" Taperleaf Softride Rear Suspension	
R	99	A9522 All All Models with 23000 lb Axle and 52" Taperleaf Softride Rear Suspension	
R	99-10	L8500 All All Models with 23000 lb Axle and 52" Taperleaf Softride Rear Suspension	
R	99	L8501 All All Models with 23000 lb Axle and 52" Taperleaf Softride Rear Suspension	
R	99-00	L8511 All All Models with 23000 lb Axle and 52" Taperleaf Softride Rear Suspension	
R	99-01	L8513 All All Models with 23000 lb Axle and 52" Taperleaf Softride Rear Suspension	
R	99-10	L9500 All All Models with 23000 lb Axle and 52" Taperleaf Softride Rear Suspension	
R	99-00	L9501 All All Models with 23000 lb Axle and 52" Taperleaf Softride Rear Suspension	
R	99-01	L9511 All All Models with 23000 lb Axle and 52" Taperleaf Softride Rear Suspension	
R	99-00	L9513 All All Models with 23000 lb Axle and 52" Taperleaf Softride Rear Suspension	
R	99	L9522 All All Models with 23000 lb Axle and 52" Taperleaf Softride Rear Suspension	
89426	D		145090 (1)
F	10-11	INTERNATIONAL PAYSTAR - 5000 SERIES	
F		SERIES 2000 - CONVENTIONAL TRUCK (SEVERE SERVICE)	
F	90-02	SERIES 4000 - SHORT CONVENTIONAL MEDIUM TRK & TRAC	
F		SERIES 8000 - CONVENTIONAL HEAVY DUTY TRACTOR	
F		SERIES 9100, 9100I - TRACTOR & STRAIGHT TRUCK	
F		SERIES 9200, 9200I - TRACTOR & STRAIGHT TRUCK	

Numerical listing

Shock	POP	Alternative No.	MTG Acc. Supplied
Pos.	Year	Application	
89426	D	(cont)	145090 (1)
F		SERIES 9300, 9300I, 9400 & 9400I LONG HOOD CONV.	
F		SERIES 9600 & 9700 PREMIUM CABOVER TRACTOR	
F		SERIES 9800 - PREMIUM CABOVER TRACTOR	
F		SERIES 9900, 9900I, 9900IX LONG HOOD CONV. TRUCK	
F		VARIOUS	
F		OSHKOSH MOTOR TRUCK CO.	
F		VARIOUS	
F		PIERCE MFG. INC. VARIOUS	
89427	C		145099 (1)
R		INTERNATIONAL VARIOUS	
R	95-02	PETERBILT 330 All Models with Peterbilt 40000 lb Low Air Leaf Suspension	
R	87-01	357 All Models with Peterbilt Low Air Leaf Suspension	
R	81-01	362 All Models with Peterbilt Low Air Leaf Suspension	
R	89-93	372 All Models with Peterbilt Low Air Leaf Suspension	
R	87-96	375 All Models with Peterbilt Low Air Leaf Suspension	
R	99	376 All Models with Peterbilt Low Air Leaf Suspension	
R	94-96	376 All Models with Peterbilt Low Air Leaf Suspension	
R	88-92	376 All Models with Peterbilt Low Air Leaf Suspension	
R	87-01	377 All Models with Peterbilt Low Air Leaf Suspension	
R	88-02	378 All Models with Peterbilt Low Air Leaf Suspension	
R	86-02	379 All Models with Peterbilt Low Air Leaf Suspension	
R	95-02	385 All Models with Peterbilt Low Air Leaf Suspension	
R	00-02	387 All Models with Peterbilt Low Air Leaf Suspension	
89428	D		145089-000 (1)
R	89-99	FREIGHTLINER FLA086 All Models with Airliner Rolling Lobe Spring Air Suspension	
R	02	FLB All Models with Airliner Rolling Lobe Spring Air Suspension	
R	94-99	FLB All Models with Airliner Rolling Lobe Spring Air Suspension	
R		INTERNATIONAL VARIOUS	
89429	D		401754 (4)
F		FREIGHTLINER CLASSIC/CLASSICXL	
F	89-99	FLA086 All Models with O.E.M. Number	
F	02	FLB All Models with O.E.M. Number	
F	94-99	FLB All Models with O.E.M. Number	
F	85-97	FLC112 All Models with O.E.M. Number	
F	91	FLC120 All Models with O.E.M. Number	
F	87-88	FLC120 All Models with O.E.M. Number	
F	91-08	FLD112 All Models with O.E.M. Number	
F	88-11	FLD120 All Models with O.E.M. Number	
F	05-12	FLD120SD All Models with O.E.M. Number	
F	03	FLD120SD All Models with O.E.M. Number	
F	03-11	FLD132 All Models with O.E.M. Number	
F	01	FLD132 All Models with O.E.M. Number	
89430	C		
F		AUTOCAR LLC. ADDITIONAL APPLICATIONS	
R		BLUE BIRD ADDITIONAL APPLICATIONS	
R		ALL AMERICAN SERIES (FE & RE MODELS)	
R		BOYDSTUN EQUIPMENT MANUFACTURING VARIOUS	
F	60-70	CHEVROLET 4, 40, 4000 & 4500 SERIES	
R	71-72	5, 50, 5000 & 5500 SERIES	
F	63-70	5, 50, 5000 & 5500 SERIES	
R	71-89	6, 60, 6000 & 6500 SERIES	
F	73-80	6, 60, 6000 & 6500 SERIES	
F	68-69	6, 60, 6000 & 6500 SERIES	

89000 Series

Shock	POP	Alternative No.	MTG Acc. Supplied
Pos.	Year	Application	
89430	C	(cont)	
R	79-89	7, 70 & 7000 SERIES	
F	66-80	7, 70 & 7000 SERIES	
R		CUSH CORPORATION VARIOUS	
R		EAST MANUFACTURING CORP. VARIOUS	
R	19-23	ENTEGRA COACH EMBLEM All MotorHomes with Ford F53 Chassis with 24,000 lb GVW to 26,000 lb GVW	
R	20-23	VISION XL All MotorHomes with Ford F53 Chassis with 24,000 lb GVW to 26,000 lb GVW	
R	08-23	FLEETWOOD BOUNDER All MotorHomes with Ford F53 Chassis with 24,000 lb GVW to 26,000 lb GVW	
R	20-23	FORTIS All MotorHomes with Ford F53 Chassis with 24,000 lb GVW to 26,000 lb GVW	
R	08-23	SOUTHWIND All MotorHomes with Ford F53 Chassis with 24,000 lb GVW to 26,000 lb GVW	
R	08-23	FORD F-53 MOTORHOME CHASSIS All MotorHomes with Ford F53 Chassis with 24,000 lb GVW to 26,000 lb GVW	
R	20-23	FOREST RIVER GEORGETOWN GT7 All MotorHomes with Ford F53 Chassis with 24,000 lb GVW to 26,000 lb GVW	
F		FREIGHTLINER BUS CHASSIS	
R	02-23	M2 106 All Models with Reyco 79KB Rear Steel Spring Suspension	
F		VARIOUS	
R		GILLIG VARIOUS	
F	63-66	GMC 3500 & 4000 SERIES	
F	72-80	4500 SERIES	
F	66-72	4500 SERIES	
R	63-68	5000 SERIES	
F	63-89	5500 SERIES	
R	66-72	5500 SERIES	
F	79-80	6000 SERIES	
F	63-68	6000 SERIES	
F	66-80	6500 SERIES	
R	66-80	6500 SERIES	
F	79-89	7000 SERIES	
F	79-80	7000 SERIES	
R	66-80	7500 SERIES	
R		HENDRICKSON TRAILER SUSPENSION SYSTEMS INTRAAX TOP MOUNT STYLE	
R		UNDERSLUNG STYLE	
R		VANTRAAX	
F	05-10	HINO 145 All Models with O.E.M. Number	
F	05-10	165 All Models with O.E.M. Number	
F	05-10	185 All Models with O.E.M. Number	
R	20-23	HOLIDAY RAMBLER INVICTA All MotorHomes with Ford F53 Chassis with 24,000 lb GVW to 26,000 lb GVW	
R	11-23	VACATIONER All MotorHomes with Ford F53 Chassis with 24,000 lb GVW to 26,000 lb GVW	
R	09	VACATIONER All MotorHomes with Ford F53 Chassis with 24,000 lb GVW to 26,000 lb GVW	
R	00-09	INTERNATIONAL 5900I All Models with 46,000 lb Neway Rear Air Suspension	
R		SERIES 5000, 5000I -SEVERE SERVICE CONV TRK & TRAC	
R		SERIES 8000 - CONVENTIONAL HEAVY DUTY TRACTOR	
R		SERIES 9100, 9100I - TRACTOR & STRAIGHT TRUCK	
R		SERIES 9200, 9200I - TRACTOR & STRAIGHT TRUCK	
R		SERIES 9300, 9300I, 9400 & 9400I LONG HOOD CONV.	
R		SERIES 9600 & 9700 PREMIUM CABOVER TRACTOR	
R		SERIES 9800 - PREMIUM CABOVER TRACTOR	
R		SERIES 9900, 9900I, 9900IX LONG HOOD CONV. TRUCK	
R	13-24	KENWORTH K270 All Models with Reyco 102 or 79KB Suspension (Drive Axle)	
R	93-05	K300 All Models with Reyco 102 or 79KB Suspension (Drive Axle)	
F	93-05	K300 All Models with Reyco 1209 or 1212 Suspension (Steer Axle)	

Numerical listing

Shock	POP	Alternative No.	MTG Acc. Supplied
Pos.	Year	Application	
89430	C	(cont)	
R	13-24	K370 All Models with Reyco 102 or 79KB Suspension (Drive Axle)	
R	08-19	T170 All Models with Reyco 79KB Rear Steel Spring Suspension	
R	08-22	T270 All Models with Reyco 102 or 79KB Suspension (Drive Axle)	
R	21-24	T280 All Models with Reyco 102 or 79KB Suspension (Drive Axle)	
F		T300	
R		T300	
R	99-08	T300 All Models with Reyco 102 or 79KB Suspension (Drive Axle)	
R	99-08	T300 All Models with Reyco 1209 or 1212 Suspension (Steer Axle)	
R	08-22	T370 All Models with Reyco 102 or 79KB Suspension (Drive Axle)	
R	22-24	T380 All Models with Reyco 102 or 79KB Suspension (Drive Axle)	
R	12-21	T440	
R	10-21	T470	
F		T600, T600A, T600B, T602	
R		T600, T600A, T600B, T602	
R	13-22	T680 All Models with 21,000 to 23,000 lb Reyco Spring Suspension	
R	13-22	T680 All Models with Reyco 102 or 79KB Suspension (Drive Axle)	
R	87-22	T800 All Models with Reyco 102 or 79KB Suspension (Drive Axle)	
F	87-22	T800 All Models with Reyco 1209 or 1212 Suspension (Steer Axle)	
R	14-22	T880 All Models with Reyco 102 or 79KB Suspension (Drive Axle)	
R	06-22	W900 All Models with Reyco 102 or 79KB Suspension (Drive Axle)	
F		W900, W900B, W900L, W900S	
R		W900, W900B, W900L, W900S	
R	19-22	W990 All Models with Reyco 102 or 79KB Suspension (Drive Axle)	
F	89-05	MACK CH All CH600 Models with 12000 lb Taperleaf Spring	
F	91-07	CL All CL600, CL700 Models with Steering Axle & Taperleaf Spring	
F	98-05	CX All Models with 12000 lb Taperleaf Front Suspension	
F	83-94	MH All MH Models with O.E.M. Number	
F	85-93	RW All RW Models with O.E.M. Number	
R		MC NEILUS TRUCK & MAN. VARIOUS	
R		OSHKOSH MOTOR TRUCK CO. VARIOUS	
R	08-15	PETERBILT 210 All Models with Reyco 102 or 79KB Suspension (Drive Axle)	
R	13-23	220 All Models with Reyco 102 or 79KB Suspension (Drive Axle)	
R	10	220 All Models with Reyco 102 or 79KB Suspension (Drive Axle)	
R	07	220 All Models with Reyco 102 or 79KB Suspension (Drive Axle)	
R	87-18	320 All Models with Reyco 102 or 79KB Suspension (Drive Axle)	
R	08-19	325 All Models with Reyco 102 or 79KB Suspension (Drive Axle)	
R	07-22	330 All Models with Reyco 79KB Rear Steel Spring Suspension	
R	95-05	330 All Models with Reyco 79KB Rear Steel Spring Suspension	
R	10-22	337 All Models with Reyco 79KB Rear Steel Spring Suspension	
R	10-22	348 All Models with Reyco 79KB Rear Steel Spring Suspension	
R	10-22	365 All Models with Reyco 79KB Rear Steel Spring Suspension	
R	11-17	382 All Models with Reyco 79KB Rear Steel Spring Suspension	
R	17-22	520 All Models with Reyco 79KB Rear Steel Spring Suspension	
R	22-24	537 All Models with Reyco 102 or 79KB Suspension (Drive Axle)	
R	13-24	579 All Models with Reyco 79KB Rear Steel Spring Suspension	
R	11-18	587 All Models with Reyco 79KB Rear Steel Spring Suspension	
R		REYCO SUSPENSION DRIVE AXLE	
F		STEER AXLE	
R		RIDEWELL CORP. TRAILER AIR-RIDES	
R		TRUCK AIR-RIDES	
R		SAF HOLLAND TRAILER AIR SUSPENSION	

Numerical listing

Shock	POP	Alternative No.	MTG Acc. Supplied
Pos.	Year	Application	
89430	C	(cont)	
R		TRUCK, BUS & MOTORHOME AIR SUSPENSIONS	
R		TRUCK & TRACTOR AIR SUSPENSION (TAG AXLE)	
F	96-00	SAFARI MOTOR COACH CLASS A MOTORHOMES	
R	96-00	CLASS A MOTORHOMES	
R	11-24	THOR MOTOR COACH OUTLAW All MotorHomes with Ford F53 Chassis with 24,000 lb GVW to 26,000 lb GVW	
R		TUTHILL TECHNOLOGIIES DRIVE AXLE	
F		STEER AXLE	
R		TRAILER	
R		WABASH NATIONAL VARIOUS	
R		WATSON & CHALIN MFG. INC. LWSL-1100-SR SELF STEER AXLE SUSPENSION	
R		TRAILER AIR SUSPENSION	
R		WCTA SERIES DUMP TRAILER AIR SUSPENSION	
R		WCTA SERIES TRAILER AIR SUSPENSION	
R	89-21	WCTL-2200 SERIES TRAILER AIR LIFT	
R		WCWB SERIES TRAILER AIR SUSPENSION	
R	12-22	WESTERN STAR 4700SB All Models with Reyco 102 or 79KB Suspension (Drive Axle)	
R	12-22	4700SF All Models with Reyco 102 or 79KB Suspension (Drive Axle)	
R	19-23	WINNEBAGO ADVENTURER All MotorHomes with Ford F53 Chassis with 24,000 lb GVW to 26,000 lb GVW	
R	08-17	ADVENTURER All MotorHomes with Ford F53 Chassis with 24,000 lb GVW to 26,000 lb GVW	
R	16-22	SUNSTAR All MotorHomes with Ford F53 Chassis with 24,000 lb GVW to 26,000 lb GVW	
R	08-22	VISTA All MotorHomes with Ford F53 Chassis with 24,000 lb GVW to 26,000 lb GVW	
89431	D		
F		BLUE BIRD ALL AMERICAN SERIES (FE & RE MODELS)	
F		FREIGHTLINER MB CHASSIS	
F	98-23	MT45 All Step Van Models with O.E.M. Number	
F		MT55	
F		VARIOUS	
F	99-14	INTERNATIONAL 5600I All Models with 16,000 lb to 20,000 lb Front axle	
F	00-12	5900I All Models with 16,000 lb to 20,000 lb Front axle	
F	18-23	HX520 All Models with 12,000 lb to 14,000 lb Parabolic Taperleaf Front Suspension	
F		PAYSTAR	
F		SERIES 2000 - CONVENTIONAL TRUCK (SEVERE SERVICE)	
F		SERIES 4000 - SHORT CONVENTIONAL MEDIUM TRK & TRAC	
F		SERIES 8000 - CONVENTIONAL HEAVY DUTY TRACTOR	
F		SERIES 9300, 9300I, 9400 & 9400I LONG HOOD CONV.	
F		SERIES 9600 & 9700 PREMIUM CABOVER TRACTOR	
F		SERIES 9900, 9900I, 9900IX LONG HOOD CONV. TRUCK	
F		WORKSTAR - 7000 SERIES	
F		OSHKOSH MOTOR TRUCK CO. VARIOUS	
F		PIERCE MFG. INC. VARIOUS	
R	93-00	SAFARI MOTOR COACH CLASS A MOTORHOMES	
F		THOMAS VARIOUS	
89432	D		
F		KENWORTH T660	
F		W900, W900B, W900L, W900S	
89434	D	140149 (1)	
R		AUTOCAR LLC. ADDITIONAL APPLICATIONS	
R	93-95	VOLVO WCA & WIA SERIES	
R		WG SERIES	
R	93-95	WG SERIES	

89000 Series

Shock	POP	Alternative No.	MTG Acc. Supplied
Pos.	Year	Application	
89434	D	(cont)	
R	93-95	WH SERIES	
89435	D	140149 (1)	
F	96-98	FORD A9513 All Models with 12000 or 13200 lb Axle and 54" Multileaf Spring	
F	97	A9522 All Models with 12000 or 13200 lb Axle and 54" Multileaf Spring	
F	96-98	AT9513 All Models with 12000 or 13200 lb Axle and 54" Multileaf Spring	
F	97-98	AT9522 All Models with 12000 or 13200 lb Axle and 54" Multileaf Spring	
F	99-10	STERLING TRUCK A9500 All Models with 12000 or 13200 lb Axle and 54" Multileaf Spring	
F	99-01	A9513 All Models with 12000 or 13200 lb Axle and 54" Multileaf Spring	
F	99	A9522 All Models with 12000 or 13200 lb Axle and 54" Multileaf Spring	
F	99-10	L8500 All Models with 12000 or 13200 lb Axle and 54" Multileaf Spring	
F	99	L8501 All Models with 12000 or 13200 lb Axle and 54" Multileaf Spring	
F	99-00	L8511 All Models with 12000 or 13200 lb Axle and 54" Multileaf Spring	
F	99-01	L8513 All Models with 12000 or 13200 lb Axle and 54" Multileaf Spring	
F	99-10	L9500 All Models with 12000 or 13200 lb Axle and 54" Multileaf Spring	
F	99-00	L9501 All Models with 12000 or 13200 lb Axle and 54" Multileaf Spring	
F	99-00	L9511 All Models with 12000 or 13200 lb Axle and 54" Multileaf Spring	
F	99-00	L9513 All Models with 12000 or 13200 lb Axle and 54" Multileaf Spring	
F	99	L9522 All Models with 12000 or 13200 lb Axle and 54" Multileaf Spring	
R	96-98	VOLVO VN SERIES - 2200	
R	96-98	WCA & WIA SERIES	
R	96-97	WH SERIES	
89436	C		
R		BENSON TRUCK BODIES INC. VARIOUS	
F		CHANCE COACH TRANSIT BUS VARIOUS	
R		CUSH CORPORATION TRAILER SUSPENSIONS - LOW MOUNT	
R		TRAILER SUSPENSIONS - TOP MOUNT	
R		DURA SUSPENSION VARIOUS	
R		EAST MANUFACTURING CORP. VARIOUS	
R	89-99	FREIGHTLINER FLA086 All Models with Neway Tag Axle Air Suspension	
R	02	FLB All Models with Neway Tag Axle Air Suspension	
R	94-99	FLB All Models with Neway Tag Axle Air Suspension	
R		FRUEHAUF VARIOUS	
R		GREAT DANE TRAILER VARIOUS	
R		HENDRICKSON TRAILER SUSPENSION SYSTEMS ADDITIONAL APPLICATIONS	
R		INTRAAX	
R		TOP MOUNT STYLE	
R		UNDERSLUNG STYLE	
R		VANTRAAAX	
F		HIGHWAY PRODUCT VARIOUS	
R		HUTCHENS SUSPENSION VARIOUS	
R		INGERSOLL AXLES VARIOUS	
R		MC NEILL TRUCK & MAN. VARIOUS	
F		ORION BUS VARIOUS	
R		VARIOUS	
R		PAGE SUSPENSION VARIOUS	
R		REYCO SUSPENSION TRAILER	

Numerical listing

Shock	POP	Alternative No.	MTG Acc. Supplied
Pos.	Year	Application	
89436	C	(cont)	
R		RIDEWELL CORP. BUS AND R.V. AIR-RIDES	
R		TRAILER AIR-RIDES	
R		TRUCK AIR-RIDES	
R		SAF HOLLAND TRAILER AIR SUSPENSION	
R		TRUCK, BUS & MOTORHOME AIR SUSPENSIONS	
R		TRUCK & TRACTOR AIR SUSPENSION (TAG AXLE)	
R		STOUGHTON TRAILERS INC. VARIOUS	
R		THOMAS VARIOUS	
R		TRAILMOBILE CANADA CORP. VARIOUS	
R		TUTHILL TECHNOLOGIIES TRAILER	
R		TWIN COACH VARIOUS	
R		UTILITY TRAILER MANUFACTURING COMPANY FLATBEDS	
R		REEFERS & DRY VANS	
R		WABASH NATIONAL VARIOUS	
R		WATSON & CHALIN MFG. INC. LWSL-1100-SR SELF STEER AXLE SUSPENSION	
R		TRAILER AIR SUSPENSION	
R		VARIOUS	
R		WCTA-1200 SERIES TRAILER AIR SUSPENSION	
R		WCTA SERIES DUMP TRAILER AIR SUSPENSION	
R		WCTA SERIES TRAILER AIR SUSPENSION	
R		WCWB SERIES TRAILER AIR SUSPENSION	
89437	D		
R		EAST MANUFACTURING CORP. VARIOUS	
89439	D	145080 (2)	
F	96-98	FORD A9513 All All with 12000 lb, 13000 lb or 14600 lb Axle and 60" Taperleaf Spring	
F	97	A9522 All All with 12000 lb, 13000 lb or 14600 lb Axle and 60" Taperleaf Spring	
F	96-98	AT9513 All All with 12000 lb, 13000 lb or 14600 lb Axle and 60" Taperleaf Spring	
F	97-98	AT9522 All All with 12000 lb, 13000 lb or 14600 lb Axle and 60" Taperleaf Spring	
F	96-98	LOUISVILLE SERIES - CONVENTIONAL CAB	
F	99-10	STERLING TRUCK A9500 All All Models with 12000 lb, 13200 lb or 14600 lb Axle and 60" Taperleaf Spring	
F	99-10	A9500 All Models with 14600 lb or 16000 lb Axle and 54" Multi-leaf Spring	
F	99-01	A9513 All All Models with 12000 lb, 13200 lb or 14600 lb Axle and 60" Taperleaf Spring	
F	99-01	A9513 All Models with 14600 lb or 16000 lb Axle and 54" Multi-leaf Spring	
F	99	A9522 All All Models with 12000 lb, 13200 lb or 14600 lb Axle and 60" Taperleaf Spring	
F	99	A9522 All Models with 14600 lb or 16000 lb Axle and 54" Multi-leaf Spring	
F	99-10	L8500 All Models with 12000 lb, 13200 lb or 14600 lb Axle and 60" Taperleaf Spring	
F	99-10	L8500 All Models with 14600 lb or 16000 lb Axle and 54" Multi-leaf Spring	
F	99	L8501 All Models with 12000 lb, 13200 lb or 14600 lb Axle and 60" Taperleaf Spring	
F	99	L8501 All Models with 14600 lb or 16000 lb Axle and 54" Multi-leaf Spring	
F	99-00	L8511 All Models with 12000 lb, 13200 lb or 14600 lb Axle and 60" Taperleaf Spring	
F	99-00	L8511 All Models with 14600 lb or 16000 lb Axle and 54" Multi-leaf Spring	

Numerical listing

Shock	POP	Alternative No.	MTG Acc. Supplied
Pos.	Year	Application	
89439		D (cont)	145080 (2)
F	99-01	L8513 All Models with 12000 lb, 13200 lb or 14600 lb Axle and 60" Taperleaf Spring	
F	99-01	L8513 All Models with 14600 lb or 16000 lb Axle and 54" Multi-leaf Spring	
F	99-10	L9500 All Models with 12000 lb, 13200 lb or 14600 lb Axle and 60" Taperleaf Spring	
F	99-10	L9500 All Models with 14600 lb or 16000 lb Axle and 54" Multi-leaf Spring	
F	99-00	L9501 All Models with 12000 lb, 13200 lb or 14600 lb Axle and 60" Taperleaf Spring	
F	99-00	L9501 All Models with 14600 lb or 16000 lb Axle and 54" Multi-leaf Spring	
F	99-00	L9511 All Models with 12000 lb, 13200 lb or 14600 lb Axle and 60" Taperleaf Spring	
F	99-00	L9511 All Models with 14600 lb or 16000 lb Axle and 54" Multi-leaf Spring	
F	99-00	L9513 All Models with 12000 lb, 13200 lb or 14600 lb Axle and 60" Taperleaf Spring	
F	99-00	L9513 All Models with 14600 lb or 16000 lb Axle and 54" Multi-leaf Spring	
F	99	L9522 All Models with 12000 lb, 13200 lb or 14600 lb Axle and 60" Taperleaf Spring	
F	99	L9522 All Models with 14600 lb or 16000 lb Axle and 54" Multi-leaf Spring	
89440		D	
F		BLUE BIRD ADDITIONAL APPLICATIONS	
R		ADDITIONAL APPLICATIONS	
R		EAST MANUFACTURING CORP. VARIOUS	
F	96-98	FORD A9513 All All with 13200 lb or 14600 lb Axle and 54" Taperleaf Spring	
F	97	A9522 All All with 13200 lb or 14600 lb Axle and 54" Taperleaf Spring	
F	96-98	AT9513 All All with 13200 lb or 14600 lb Axle and 54" Taperleaf Spring	
F	97-98	AT9522 All All with 13200 lb or 14600 lb Axle and 54" Taperleaf Spring	
F	96-98	LOUISVILLE SERIES - CONVENTIONAL CAB	
R		HENDRICKSON TRAILER SUSPENSION SYSTEMS TOP MOUNT STYLE	
R		UNDERSLUNG STYLE	
R		HENDRICKSON TRUCK SUSPENSION SYSTEMS HN - SERIES	
F		INTERNATIONAL SERIES 3000 - SCHOOL BUS CHASSIS	
R		SERIES 5000, 5000I - SEVERE SERVICE CONV TRK & TRAC	
R		SERIES 8000 - CONVENTIONAL HEAVY DUTY TRACTOR	
R		SERIES 9100, 9100I - TRACTOR & STRAIGHT TRUCK	
R		SERIES 9200, 9200I - TRACTOR & STRAIGHT TRUCK	
F		SERIES 9300, 9300I, 9400 & 9400I LONG HOOD CONV.	
R		SERIES 9300, 9300I, 9400 & 9400I LONG HOOD CONV.	
F		SERIES 9600 & 9700 PREMIUM CABOVER TRACTOR	
R		SERIES 9800 - PREMIUM CABOVER TRACTOR	
F		SERIES 9900, 9900I, 9900IX LONG HOOD CONV. TRUCK	
R		SERIES 9900, 9900I, 9900IX LONG HOOD CONV. TRUCK	
F		PACIFIC TRUCK & TRAILER VARIOUS	
R		PIERCE MFG. INC. VARIOUS	
R		REYCO SUSPENSION DRIVE AXLE	
R		SAF HOLLAND TRUCK, BUS & MOTORHOME AIR SUSPENSIONS	
R	00-21	TRUCK, BUS & MOTORHOME AIR SUSPENSIONS	

89000 Series

Shock	POP	Alternative No.	MTG Acc. Supplied
Pos.	Year	Application	
89440		D (cont)	
R	97-00	SPARTAN MOTORS HIGHLANDER All With I Beam Front Suspension	
R	91-96	K2	
R	97-00	K2 All With I Beam Front Suspension	
R	97-00	K2 All With Independent Front Granning Suspension	
R	97-00	MOUNTAIN MASTER All With Independent Front Granning Suspension	
R	95-00	MOUNTAIN MASTER All With I Beam Front Suspension	
F	99-10	STERLING TRUCK A9500 All All with 13200 lb or 14600 lb Axle and 54" Taperleaf Spring	
F	99-01	A9513 All All with 13200 lb or 14600 lb Axle and 54" Taperleaf Spring	
F	99	A9522 All All with 13200 lb or 14600 lb Axle and 54" Taperleaf Spring	
F	99-10	L8500 All All with 13200 lb or 14600 lb Axle and 54" Taperleaf Spring	
F	99	L8501 All All with 13200 lb or 14600 lb Axle and 54" Taperleaf Spring	
F	99-01	L8513 All All with 13200 lb or 14600 lb Axle and 54" Taperleaf Spring	
F	99-10	L9500 All All with 13200 lb or 14600 lb Axle and 54" Taperleaf Spring	
F	99-00	L9501 All All with 13200 lb or 14600 lb Axle and 54" Taperleaf Spring	
F	99-01	L9511 All All with 13200 lb or 14600 lb Axle and 54" Taperleaf Spring	
F	99-00	L9513 All All with 13200 lb or 14600 lb Axle and 54" Taperleaf Spring	
F	99	L9522 All All with 13200 lb or 14600 lb Axle and 54" Taperleaf Spring	
R		TUTHILL TECHNOLOGIES DRIVE AXLE	
R		WABASH NATIONAL VARIOUS	
89442		D	145126 (2)
F		WESTERN STAR 3800 SERIES - HERITAGE CLASS	
F		4800 & 4900 SERIES - CONSTELLATION CLASS	
F		4800 & 4900 SERIES - HERITAGE CLASS	
F		4900	
F		5800 & 5900 SERIES - CONSTELLATION CLASS	
F		5900 & 6900 SERIES - HERITAGE CLASS	
F		6900	
89443		C	
R	13-22	DYNAMAX CORP DX3 All Models with Airliner 21,000 lb Rear Air Suspension	
R	05-07	DYNAQUEST All Models with Airliner 18,000 lb Rear Air Suspension	
R	09-14	DYNAQUEST ST All Models with Airliner 18,000 lb Rear Air Suspension	
R	09-22	DYNAQUEST XL All Models with FAS II (40,000 lb) Rear Air Suspension	
R	21-22	EUROPA All Models with Airliner 21,000 lb Rear Air Suspension	
R	22	FORCE HD All Models with Airliner 21,000 lb Rear Air Suspension	
R	15-18	FORCE HD All Models with Airliner 21,000 lb Rear Air Suspension	
R	02-04	GRAND SPORT All Models 23,000 lb Airliner Rear Air Suspension	
R	09-14	GRAND SPORT GT All Models with Freightliner Airliner Rear Air Suspension	
R	07-13	GRAND SPORT GT TOY HAULER All Models 21K or 23K Airliner Rear Air Suspension	
R	03-07	GRAND SPORT M2 All Models with Airliner 21,000 lb Rear Air Suspension	
R	07-14	GRAND SPORT ULTRA All Models 23,000 lb Airliner Rear Air Suspension	
R	02-19	FEDERAL COACH VARIOUS	
R	12-19	FREIGHTLINER 108SD All Models with FAS II (40,000 lb) Rear Air Suspension	
R	12-23	114SD All Models with FAS II (40,000 lb) Rear Air Suspension	
R	13-23	122SD All Models with FAS II (40,000 lb) Rear Air Suspension	

Numerical listing

Shock	POP	Alternative No.	MTG Acc. Supplied
Pos.	Year	Application	
89443		C (cont)	
R	99-15	ARGOSY All Models with FAS II (40,000 lb) Rear Air Suspension	
R	05-23	B2 All Models with FAS II (40,000 lb) Rear Air Suspension	
R	08-24	CASCADIA All Models with FAS II (40,000 lb) Rear Air Suspension	
R	96-11	CENTURY CLASS All Models with FAS II (40,000 lb) Rear Air Suspension	
R	01-11	CLASSIC All Models with FAS II (40,000 lb) Rear Air Suspension	
R	01-09	CLASSIC XL All Models with FAS II (40,000 lb) Rear Air Suspension	
R	00-20	COLUMBIA All Models with FAS II (40,000 lb) Rear Air Suspension	
R	01-07	CONDOR All Models with FAS II (40,000 lb) Rear Air Suspension	
R	01-20	CORONADO All Models with FAS II (40,000 lb) Rear Air Suspension	
R	05-07	FC70	
R	99-04	FC70 All Models with FAS II (40,000 lb) Rear Air Suspension	
R	99-07	FC80 All Models with FAS II (40,000 lb) Rear Air Suspension	
R	95-05	FL50 All Models with FAS II (40,000 lb) Rear Air Suspension	
R	91-05	FL60 All Models with FAS II (40,000 lb) Rear Air Suspension	
R	91-06	FL70 All Models with FAS II (40,000 lb) Rear Air Suspension	
R	91-06	FL80 All Models with FAS II (40,000 lb) Rear Air Suspension	
R	89-99	FLA086 All Models with FAS II (40,000 lb) Rear Air Suspension	
R	02	FLB All Models with FAS II (40,000 lb) Rear Air Suspension	
R	94-99	FLB All Models with FAS II (40,000 lb) Rear Air Suspension	
R	95-01	FLC112 All Models with FAS II (40,000 lb) Rear Air Suspension	
R	95-08	FLD112 All Models with FAS II (40,000 lb) Rear Air Suspension	
R	95-11	FLD120 All Models with FAS II (40,000 lb) Rear Air Suspension	
R	05-12	FLD120SD All Models with FAS II (40,000 lb) Rear Air Suspension	
R	03	FLD120SD All Models with FAS II (40,000 lb) Rear Air Suspension	
R	03-11	FLD132 All Models with FAS II (40,000 lb) Rear Air Suspension	
R	01	FLD132 All Models with FAS II (40,000 lb) Rear Air Suspension	
R	05-21	M2 All Models with FAS II (40,000 lb) Rear Air Suspension	
R	02-10	M2 100 All Models with FAS II (40,000 lb) Rear Air Suspension	
R	02-24	M2 106 All Models with FAS II (40,000 lb) Rear Air Suspension	
R	03-24	M2 112 All Models with FAS II (40,000 lb) Rear Air Suspension	
R		RENEGADE VARIOUS	
R	99-10	STERLING TRUCK A9500 All Models with FAS II (40,000 lb) Rear Air Suspension	
R	99-01	A9513 All Models with FAS II (40,000 lb) Rear Air Suspension	
R	99	A9522 All Models with FAS II (40,000 lb) Rear Air Suspension	
R	03-10	ACTERRA All Models with FAS II (40,000 lb) Rear Air Suspension	
R	01-07	ACTERRA 5500 All Models with FAS II (40,000 lb) Rear Air Suspension	
R	01-07	ACTERRA 6500 All Models with FAS II (40,000 lb) Rear Air Suspension	
R	01-07	ACTERRA 7500 All Models with FAS II (40,000 lb) Rear Air Suspension	
R	01-03	ACTERRA 8500 All Models with FAS II (40,000 lb) Rear Air Suspension	
R	99-10	L8500 All Models with FAS II (40,000 lb) Rear Air Suspension	
R	99	L8501 All Models with FAS II (40,000 lb) Rear Air Suspension	
R	99-00	L8511 All Models with FAS II (40,000 lb) Rear Air Suspension	
R	99-01	L8513 All Models with FAS II (40,000 lb) Rear Air Suspension	
R	99-10	L9500 All Models with FAS II (40,000 lb) Rear Air Suspension	
R	99-00	L9501 All Models with FAS II (40,000 lb) Rear Air Suspension	

Numerical listing

Shock	POP	Alternative No.	MTG Acc. Supplied
Pos.	Year	Application	
89443 C (cont)			
R	99-01	L9511 All Models with FAS II (40,000 lb) Rear Air Suspension	
R	99-00	L9513 All Models with FAS II (40,000 lb) Rear Air Suspension	
R	99	L9522 All Models with FAS II (40,000 lb) Rear Air Suspension	
R	91-24	THOMAS SAF-T-LINER All Models 21K or 23K Airliner Rear Air Suspension	
R		VARIOUS	
R	22-24	WESTERN STAR 47X All Models with FAS II (40,000 lb) Rear Air Suspension	
R	21-24	49X All Models with FAS II (40,000 lb) Rear Air Suspension	
R	23-24	57X All Models with FAS II (40,000 lb) Rear Air Suspension	
R	12-22	4700SB All Models with FAS II (40,000 lb) Rear Air Suspension	
R	12-22	4700SF All Models with FAS II (40,000 lb) Rear Air Suspension	
R	16-22	5700XE All Models with Airliner Rear Air Suspension	
89447 D 141108 (1)			
R		BLUE BIRD ADDITIONAL APPLICATIONS	
F	03-18	IC CORPORATION RE SCHOOL BUS All RE Model School Buses with O.E.M. Number	
F		INTERNATIONAL F & S SERIES	
F		METRO & MULTI-SHOP SERIES	
F		SERIES 1000 FORWARD CONTROL CHASSIS	
F		SERIES 2000 - CONVENTIONAL TRUCK (SEVERE SERVICE)	
F		SERIES 3000 - SCHOOL BUS CHASSIS	
F		SERIES 4000 - SHORT CONVENTIONAL MEDIUM TRK & TRAC	
F	90-02	SERIES 4000 - SHORT CONVENTIONAL MEDIUM TRK & TRAC	
F		SERIES 7000 - SHORT CONV. MEDIUM TRUCK & TRACTOR	
F		SERIES 8000 - CONVENTIONAL HEAVY DUTY TRACTOR	
F		S SERIES SCHOOL BUS	
F	86-88	mitsubishi FUSO FM All Model with O.E.M. Number	
F		NEOPLAN VARIOUS	
89448 D			
R	04-07	MACK CHN All CHN-613 Models w/ MACK Air Suspension	
R	98-05	CX All CX Vision Models w/ MACK Air Suspension	
R	05-07	CXN All CXN-613 Models w/ MACK Air Suspension	
R	06-11	POWERHOUSE COACH INC. VARIOUS	
R	06-11	RENEGADE VARIOUS	
R	04	VOLVO VN All Models with O.E.M. Number	
R	99	VN All Models with O.E.M. Number	
R	00-11	VNL All Models with 38,000 lb Rear Air Suspension	
R	06-11	VNL 300	
R	05-11	VNL 430	
R	06-11	VNL 630	
R	06-11	VNL 670	
R	06-11	VNL SERIES	
R		VN SERIES - 2200	
R	00	VN SERIES - 2200	
R	06-10	VT All 64T-830 Models with 40,000 lb Rear Air Suspension	
89449 D			
F	02-04	DYNAMAX CORP GRAND SPORT All Models with 12000 lb Taperleaf Front Suspension	
F	07-08	GRAND SPORT GT TOY HAULER All 410TH & 450TH Models with 12000 lb Taperleaf Front Suspension	
F	07-08	GRAND SPORT ULTRA All Models with 14,000 lb Taperleaf Front Suspension	
F	12-23	FREIGHTLINER 114SD All All Models with 18,000 lb Flat Leaf Spring	
F	99-15	ARGOSY All Models with 12000 lb Taperleaf Front Suspension	

89000 Series

Shock	POP	Alternative No.	MTG Acc. Supplied
Pos.	Year	Application	
89449 D (cont)			
F	05-23	B2 All Models with 12000 lb Taperleaf Front Suspension	
F	08	CASCADIA All 125 Models with 12000 to 13300 lb Taperleaf Front Suspension	
F		CENTURY CLASS	
F	00-11	CENTURY CLASS All Models with 12000 lb Taperleaf Front Suspension	
F	01-11	CLASSIC All Models with 12000 lb Taperleaf Front Suspension	
F	01-09	CLASSIC XL All Models with 12000 lb Taperleaf Front Suspension	
F	00-08	COLUMBIA All Models with 12000 lb Taperleaf Front Suspension	
F	01-07	CONDOR All Models with 14,600 to 20,000 lb Front Suspension	
F	01-09	CORONADO All Models with 12000 lb Taperleaf Front Suspension	
F	95-01	FLC112 All Models with 12000 lb Taperleaf Front Suspension	
F	95-08	FLD112 All Models with 12000 lb Taperleaf Front Suspension	
F	95-08	FLD120 All Models with 12000 lb Taperleaf Front Suspension	
F	05-08	FLD120SD All Models with 12000 lb Taperleaf Front Suspension	
F	03	FLD120SD All Models with 12000 lb Taperleaf Front Suspension	
F	05-08	FLD132 All Models with 12000 lb Taperleaf Front Suspension	
F	06-08	FRED CHASSIS	
F	03-08	M2 112 All Models with 12000 lb to 20000 Front Axle	
F		MC CHASSIS	
F	99-03	STERLING TRUCK A9500 All Models with 12000 lb Taperleaf Front Suspension	
F	99-01	A9513 All Models with 12000 lb Taperleaf Front Suspension	
F	99	A9522 All Models with 12000 lb Taperleaf Front Suspension	
F	95-23	THOMAS SAF-T-LINER All Models with 12000 lb Taperleaf Front Suspension	
F	95-23	SAF-T-LINER All Models with Freightliner CC B2 Bus Chassis	
F	11-20	WESTERN STAR 4700 SERIES	
89450 D			
F	21-23	MACK ANTHEM All Anthem 64T Models with 12,000 to 12,500 lb Front Axles	
F	21-22	ANTHEM All Anthem 64T Models with 13,200 to 14,600 lb Front Axles	
F	18-20	ANTHEM All Anthem 64T Models with 13,200 lb Front Axles	
F	04-07	CHN All CHN-613 Models with 12,000 lb Front Axle	
R	07	CHU	
R	98-05	CX All CX Vision Models w/ Hendrickson Air Suspension	
R	98-05	CX All CX Vision Models w/ Parabolic Spring	
F	98-05	CX All Models with O.E.M. Number	
F	05-08	CXN All CXN-613 Models with 12,000 lb Front Axles	
R	08	CXN All CXN-613 Models with 40,000 lb Rear Air Suspensions	
F	06-07	CXP All CXP-613 Models with 12,000 lb Front Axles	
R	06-07	CXP All CXP-613 Models with 40,000 lb Rear Air Suspensions	
F	11-18	CXU All CXU613 Models with 12,000 - 14,600 lb Front Axles	
F	08-10	CXU All CXU613 Models with 12,000 lb Front Axles	
R	08-10	CXU All CXU613 Models with 40,000 lb Rear Air Suspensions	
F	06-10	POWERHOUSE COACH INC. VARIOUS	
F	06-10	RENEGADE VARIOUS	
F	14	VOLVO VAH SERIES	
F	00-24	VNL All Models with 12,000 - 13,200 lb Front Axles	
F	06-24	VNL 300	
F	16-20	VNL 300 All Models with 12,000 - 13,200 lb Front Axles	
F	06-10	VNL 430	
F	15-16	VNL 430 All Models with 12,500 - 14,600 lb Front Axle	
F	06-10	VNL 630	
F	15-16	VNL 630 All Models with 12,500 - 14,600 lb Front Axle	
F	06-10	VNL 670	

Numerical listing

Shock	POP	Alternative No.	MTG Acc. Supplied
Pos.	Year	Application	
89450 D (cont)			
F	15-16	VNL 670 All Models with 12,500 - 14,600 lb Front Axle	
F	17-24	VNL 740	
F	17-20	VNL 740 All Models with 12,500 - 14,600 lb Front Axle	
F	21-24	VNL 760	
F	17-20	VNL 760 All Models with 12,500 - 14,600 lb Front Axle	
F	20	VNL 760 All Models with 13,200 lb to 14,600 lb Front Axle	
F	21-24	VNL 860	
F	17-20	VNL 860 All Models with 12,500 - 14,600 lb Front Axle	
F	06-24	VNL SERIES	
F	11-18	VNM All Models with 12,000 - 14,600 lb Front Axle	
F	21-24	VNR All Models with 12,000 lb to 12,500 lb Front Axle	
F	21-24	VNR All Models with 13,200 lb to 14,600 lb Front Axle	
F	18-19	VNR All Models with 12,500 lb Front Axle	
F	17-24	VNR 300	
F	17-24	VNR 400	
F	17-24	VNR 640	
F		VN SERIES - 2200	
F	19-20	VNX All Models with 12,500 - 14,600 lb Front Axle	
F	14-17	VNX All Models with 12,500 - 14,600 lb Front Axle	
F	06-10	VT All All Models with 12,000 - 13,200 lb Front Axles	
89451 C			
R	01-16	KENWORTH C500 All Models with Air Glide 380 (AG380) Rear Air Suspension	
R	16-17	ICON 900	
R	12-21	T440	
R	10-19	T470	
R	01-07	T600, T600B, T602	
R	01-08	T600A All Models with Air Glide 380 (AG380) Rear Air Suspension	
R	08-18	T660 All Models with Air Glide 380 (AG380) Rear Air Suspension	
R	11-24	T680 All Models with Air Glide 380 (AG380) Rear Air Suspension	
R	11-16	T700 All Models with Air Glide 380 (AG380) Rear Air Suspension	
R	01-21	T800 All Models with Air Glide 380 (AG380) Rear Air Suspension	
R	01-09	T800B, T800B(8X4), T800SH, T800H, T800W	
R	14-21	T880 All Models with Air Glide 380 (AG380) Rear Air Suspension	
R	01-11	T2000 All Models with Air Glide 380 (AG380) Rear Air Suspension	
R	01-21	W900 All Models with Air Glide 380 (AG380) Rear Air Suspension	
R	01-21	W900B, W900L, W900S	
R	19-21	W990 All Models with Air Glide 380 (AG380) Rear Air Suspension	
R	08-20	PETERBILT 365 All Models with FlexAir Suspension (38000 lb)	
R	08-20	367 All Models with FlexAir Suspension (38000 lb)	
R	99-07	378 All Models with FlexAir Suspension (38000 lb)	
R	99-07	379 All Models with FlexAir Suspension (38000 lb)	
R	11-17	382 All Models with FlexAir Suspension (38000 lb)	
R	08-16	384 All Models with FlexAir Suspension (38000 lb)	
R	95-07	385 All Models with FlexAir Suspension (38000 lb)	
R	06-16	386 All Models with FlexAir Suspension (38000 lb)	
R	00-11	387 All Models with FlexAir Suspension (38000 lb)	
R	08-15	388 All Models with FlexAir Suspension (38000 lb)	
R	08-24	389 All Models with FlexAir Suspension (38000 lb)	
R	14-24	567 All Models with FlexAir Suspension (38000 lb)	
R	13-24	579 All Models with FlexAir Suspension (38000 lb)	
R	11-18	587 All Models with FlexAir Suspension (38000 lb)	

Numerical listing

Shock	POP	Alternative No.	MTG Acc. Supplied
Pos.	Year	Application	
89453 D			
F	09-22	FREIGHTLINER CASCADIA All Models with Hendrickson Front Airtek	
F	00-11	CENTURY CLASS All Models with Hendrickson Front Airtek	
F	01-11	CLASSIC All Models with Hendrickson Front Airtek	
F	01-09	CLASSIC XL All Models with Hendrickson Front Airtek	
F	00-20	COLUMBIA All Models with Hendrickson Front Airtek	
F	01-20	CORONADO All Models with Hendrickson Front Airtek	
F	02-08	FLD112 All Models with Hendrickson Front Airtek	
F	02-11	FLD120 All Models with Hendrickson Front Airtek	
F	05-12	FLD120SD All Models with Hendrickson Front Airtek	
F	03	FLD120SD All Models with Hendrickson Front Airtek	
F	03-11	FLD132 All Models with Hendrickson Front Airtek	
F		HENDRICKSON TRUCK SUSPENSION SYSTEMS AIRTEK - SERIES	
F		MC NEILUS TRUCK & MAN. VARIOUS	
F	03-10	STERLING TRUCK ACTERRA All Models with Hendrickson Front Airtek	
F	01-07	ACTERRA 5500 All Models with Hendrickson Front Airtek	
F	01-07	ACTERRA 6500 All Models with Hendrickson Front Airtek	
F	01-07	ACTERRA 7500 All Models with Hendrickson Front Airtek	
F	01-03	ACTERRA 8500 All Models with Hendrickson Front Airtek	
F	00-02	WESTERN STAR 4800 All Models with Hendrickson Front Airtek	
F	12-22	4800SB All Models with Hendrickson Front Airtek	
F	13-22	4800SF All Models with Hendrickson Front Airtek	
F	00-02	4900E All Models with Hendrickson Front Airtek	
F	02-22	4900EX All Models with Hendrickson Front Airtek	
F	02-22	4900FA All Models with Hendrickson Front Airtek	
F	02-22	4900SA All Models with Hendrickson Front Airtek	
F	16-22	5700XE All Models with Hendrickson Front Airtek	
F	00-01	5900 All Models with Hendrickson Front Airtek	
F	00-01	6900 All Models with Hendrickson Front Airtek	
F	22	6900XD All Models with Hendrickson Front Airtek	
F	18-19	6900XD All Models with Hendrickson Front Airtek	
F	02-16	6900XD All Models with Hendrickson Front Airtek	
89454 D			
F		HENDRICKSON TRUCK SUSPENSION SYSTEMS AIRTEK - SERIES	
F		MACK ADDITIONAL APPLICATIONS	
F	04-08	CXN All CXN-613 Models with Hendrickson AirTek Front Air Suspension	
F		MC NEILUS TRUCK & MAN. VARIOUS	
F	06-19	POWERHOUSE COACH INC. VARIOUS	
F		VOLVO ADDITIONAL APPLICATIONS	
F	05-19	VNL All Models with Hendrickson Airtek	
F	06-14	VNL 300	
F	16-19	VNL 300 All Models with Hendrickson Airtek	
F	05-14	VNL 430	
F	17-18	VNL 630	
F	06-14	VNL 630	
F	15-16	VNL 630 All Models with Hendrickson Airtek	
F	17-18	VNL 670	
F	06-14	VNL 670	

89000 Series

Shock	POP	Alternative No.	MTG Acc. Supplied
Pos.	Year	Application	
89454 D (cont)			
F	15-16	VNL 670 All Models with Hendrickson Airtek	
F	17-19	VNL 740 All Models with Hendrickson Airtek	
F	17-19	VNL 760 All Models with Hendrickson Airtek	
F	06-16	VNL SERIES	
F	18-19	VNR All Models with Hendrickson Airtek	
89455 B 141108 (1)			
R	08-23	KENWORTH T270 All Models with AG210L Rear Air Suspension	
R	08-23	T370 All Models with AG210L Rear Air Suspension	
R	11-21	T440	
R	10-21	T470	
R	08-18	T660 All Models with Air Glide 400L (AG400L) Rear Air Suspension	
R	13-24	T680 All Models with Air Glide 400L (AG400L) Rear Air Suspension	
R	11-16	T700 All Models with Air Glide 400L (AG400L) Rear Air Suspension	
R	08-23	T800 All Models with Air Glide 400L (AG400L) Rear Air Suspension	
R	14-23	T880 All Models with Air Glide 400L (AG400L) Rear Air Suspension	
R	08-23	W900 All Models with Air Glide 400L (AG400L) Rear Air Suspension	
R	19-23	W990 All Models with Air Glide 400L (AG400L) Rear Air Suspension	
R	02-18	PETERBILT 320 All Models with Peterbilt Low Air Leaf Suspension	
R	07-22	330 All Models with Peterbilt Low Air Leaf Suspension	
R	03-05	330 All Models with Peterbilt Low Air Leaf Suspension	
R	05-10	335 All Models with Peterbilt Low Air Leaf Suspension	
R	10-23	337 All Models with Peterbilt Low Air Leaf Suspension	
R	02-08	357 All Models with Peterbilt Low Air Leaf Suspension	
R	02-06	362 All Models with Peterbilt Low Air Leaf Suspension	
R	08-23	365 All Models with Peterbilt Low Air Leaf Suspension	
R	08-23	367 All Models with Peterbilt Low Air Leaf Suspension	
R	03-07	378 All Models with Peterbilt Low Air Leaf Suspension	
R	03-07	379 All Models with Peterbilt Low Air Leaf Suspension	
R	11-17	382 All Models with Peterbilt Low Air Leaf Suspension	
R	08-16	384 All Models with Peterbilt Low Air Leaf Suspension	
R	04-07	385 All Models with Peterbilt Low Air Leaf Suspension	
R	06-16	386 All Models with Peterbilt Low Air Leaf Suspension	
R	03-11	387 All Models with Peterbilt Low Air Leaf Suspension	
R	08-15	388 All Models with Peterbilt Low Air Leaf Suspension	
R	08-24	389 All Models with Peterbilt Low Air Leaf Suspension	
R	17-23	520 All Models with Peterbilt Low Air Leaf Suspension	
R	22-23	536 All Models with Peterbilt Low Air Leaf Suspension	
R	22-23	537 All Models with Peterbilt Low Air Leaf Suspension	
R	22-23	548 All Models with Peterbilt Low Air Leaf Suspension	
R	14-24	567 All Models with Peterbilt Low Air Leaf Suspension	
R	13-24	579 All Models with Peterbilt Low Air Leaf Suspension	
R	11-18	587 All Models with Peterbilt Low Air Leaf Suspension	
89456 D 145089-200 (1)			
R	16-17	KENWORTH ICON 900	
R	12-19	T440	
R	10-17	T470	
R	01-07	T600, T600B, T602	
R	01-08	T600A All Models with Air Glide 400 (AG400) Rear Air Suspension	
R	13-18	T660 All Models with Air Glide 400 (AG400) Rear Air Suspension	
R	13-24	T680 All Models with Air Glide 400 (AG400) Rear Air Suspension	

Numerical listing

Shock	POP	Alternative No.	MTG Acc. Supplied
Pos.	Year	Application	
89456 D (cont) 145089-200 (1)			
R	11-16	T700 All Models with Air Glide 400 (AG400) Rear Air Suspension	
R	01-22	T800 All Models with Air Glide 400 (AG400) Rear Air Suspension	
R	10-21	T800, T800B, T800B(8X4), T800SH, T800H, T800W	
R	07-09	T800B, T800B(8X4), T800SH, T800H, T800W	
R	14-22	T880 All Models with Air Glide 400 (AG400) Rear Air Suspension	
R	05-11	T2000 All Models with Air Glide 400 (AG400) Rear Air Suspension	
R	04-23	W900 All Models with Air Glide 400 (AG400) Rear Air Suspension	
R	05-21	W900, W900B, W900L, W900S	
R	19-22	W990 All Models with Air Glide 400 (AG400) Rear Air Suspension	
89457 D			
F		INTERNATIONAL 9100I 9200I	
F	00-09	9200I SBA All Models with 12,000 lb Front Axle	
F	00	9200 SBA All Models with 12,000 lb Front Axle	
F	00	9300 All Models with 12,000 lb Front Axle	
F	00	9400 All Models with 12,000 lb Front Axle	
F	00-09	9400I SBA All Models with 12,000 lb Front Axle	
F	04-09	9900I All Models with 12,000 lb Front Axle	
F	04-09	9900IX All Models with 12,000 lb Front Axle	
F		SERIES 9200, 9200I - TRACTOR & STRAIGHT TRUCK	
F		SERIES 9900, 9900I, 9900IX LONG HOOD CONV. TRUCK	
F	19-21	WORKSTAR - 7000 SERIES	
89458 D			
R	08-09	INTERNATIONAL 4300 All Models with International 40,000 lb Rear Air Suspension	
R	08-09	4400 All Models with International 40,000 lb Rear Air Suspension	
R	02-07	8500 All Models with International 40,000 lb Rear Air Suspension	
R	08-09	8500 TRANSTAR All Models with International 40,000 lb Rear Air Suspension	
R	08-09	8600 TRANSTAR All Models with International 40,000 lb Rear Air Suspension	
R	04-09	9200I SBA All All models with 40,000 lb Rear Air Suspension	
R	04-09	9400I SBA All All models with 40,000 lb Rear Air Suspension	
R	04-09	9900I All All models with 40,000 lb Rear Air Suspension	
R	04-09	9900IX All All models with 40,000 lb Rear Air Suspension	
R		DURASTAR - 4300, 4400 SERIES	
R	10-11	DURASTAR - 4300, 4400 SERIES	
R	12-16	LONESTAR All Models with International 40,000 lb Rear Air Suspension (52" Spacing- Heavy Duty Rear)	
R	09-15	LONESTAR All All models with 40,000 lb Rear Air Suspension	
R		LONESTAR - SERIES	
R	19	MV SERIES	
R		PAYSTAR - 5000 SERIES	
R		PROSTAR	
R	09-17	PROSTAR All All models with 40,000 lb Rear Air Suspension	
R		SERIES 9200, 9200I - TRACTOR & STRAIGHT TRUCK	
R		SERIES 9300, 9300I, 9400 & 9400I LONG HOOD CONV. TRUCK	
R		SERIES 9900, 9900I, 9900IX LONG HOOD CONV. TRUCK	
R		TERRASTAR	
R		TRANSTAR - 8500, 8600 SERIES	
R	10-18	TRANSTAR - 8500, 8600 SERIES	
R		WORKSTAR - 7000 SERIES	
89459 D 401754 (2)			
F	12-22	KENWORTH T440	
F	10-21	T470	

Numerical listing

Shock	POP	Alternative No.	MTG Acc. Supplied
Pos.	Year	Application	
89459	D (cont)		401754 (2)
F 05-07	T600, T600B, T602		
F 05-08	T600A All Models with 13,000 lb Front Axle		
F 08-18	T660 All Models with 12,000 or 13,200 lb Front Axle		
F 11-16	T700 All Models with 13,000 lb Front Axle		
F 05-23	T800 All Models with 12,000 to 20,000 lb Front Axles		
F 06-11	T2000 All Models with 13,000 lb Front Axle		
F 05-22	W900 All Models with 12,000 or 13,200 lb Front Axle		
89460	D		
F 10-14	KENWORTH T270 All Models with 10,000 lb to 12,000 lb Front Axle		
F 10-14	T270 All Models with 13,200 lb to 14,600 lb Front Axle		
F 10-14	T270 All Models with 8,000 lb Front Axle		
F 10-14	T370 All Models with 10,000 lb to 12,000 lb Front Axle		
F 10-14	T370 All Models with 13,200 lb to 14,600 lb Front Axle		
F 10-14	T370 All Models with 8,000 lb Front Axle		
F 13-14	T680 All Models with 10,000 lb to 13,200 lb Front Axle		
F 08-15	PETERBILT 325 All Models with 8,000 lb Front Axle		
F 10-14	337 All Models with 10,000 lb to 12,000 lb Front Axle		
F 10-14	337 All Models with 13,200 lb to 14,600 lb Front Axle		
F 12-13	348 All Models with 10,000 lb to 12,000 lb Front Axle		
F 11-17	382 All Models with 10,000 lb to 12,000 lb Front Axle		
F 13-16	579 All Day Cab Models with 10,000 lb to 12,000 lb Front Axle		
89503	D		
F 05-07	DYNAMAX CORP DYNAQUEST All Models with 10000 to 12000 lb. Taper-leaf Spring Suspension		
F 07-08	GRAND SPORT GT TOY HAULER All 390TH Models with 12000 lb Taperleaf Front Suspension		
F 03-07	GRAND SPORT M2 All Models with 10000 to 12000 lb. Taper-leaf Spring Suspension		
F 02-08	FEDERAL COACH VARIOUS		
F 02-08	FREIGHTLINER M2 106 All Models with 10000 to 12000 lb. Taper-leaf Spring Suspension		
F 02-08	M2 106 All Models with 6000 to 9000 lb Front axle		
F 01-09	STERLING TRUCK ACTERRA		
Cab Shock			
83001	B		
96-11	FREIGHTLINER CENTURY CLASS All Sleeper-Cabs with O.E. Number		
83002	C		
	KENWORTH ADDITIONAL APPLICATIONS AEROCAB ICON 900		
07-10	T660 All Models with Link Cab Suspension		
06-23	W900 All Models with Link Cab Suspension		
83003	D		140455 (1)
89-94	MACK MH All Models with Air Cab		
83004	D		
	VOLVO VARIOUS		
83005	D		140455 (1)
	INTERNATIONAL 4000 SERIES 8000 SERIES		
83006	D		
96-11	FREIGHTLINER CENTURY CLASS All Day Cab Suspensions with O.E.M. Number		
95-05	FL50 All Day Cab Suspensions with O.E.M. Number		
96-05	FL60 All Day Cab Suspensions with O.E.M. Number		
96-06	FL70 All Day Cab Suspensions with O.E.M. Number		

89000 Series, Cab Shock

Shock	POP	Alternative No.	MTG Acc. Supplied
Pos.	Year	Application	
83006	D (cont)		
96-06	FL80 All Day Cab Suspensions with O.E.M. Number		
83007	D		140702 (1)
89-05	MACK CH All Models with O.E.M. Number		
83008	A		
08-20	PETERBILT 367 All 367 Models with 70" Sleepers		
99-01	377 All Models with O.E.M. Number		
99-07	379 All Models with O.E.M. Number		
06-16	386 All 386 Models with Sleepers		
08-15	388 All 388 Models with 70" Sleepers		
08-24	389 All 389 Models with 52" , 72" , and 78" Sleepers		
83009	B		
01-11	FREIGHTLINER CLASSIC All Sleeper Cab models with Air Suspension		
	COLUMBIA		
91-08	FLD112 All Sleeper Cab models with Air Suspension		
91-11	FLD120 All Sleeper Cab models with Air Suspension		
	MC NEILUS TRUCK & MAN. VARIOUS		
	OSHKOSH MOTOR TRUCK CO. VARIOUS		
	VOLVO VARIOUS		
23-24	WESTERN STAR 57X All Sleeper Cab models with Air Suspension		
83011	D		
	KENWORTH T2000		
83012	D		
98-11	KENWORTH T2000 All Models with PowerPacker Cab Suspension after 6/28/98		
83013	D		
	INTERNATIONAL 8000 SERIES		
83015	D		140455 (1)
	INTERNATIONAL 9000 SERIES		
83016	D		
	CHEVROLET VARIOUS		
	FORD ADDITIONAL APPLICATIONS		
89-99	FREIGHTLINER FLA086 All Models with 86", 96" & 104" Cabs with Link Cabmate Model FRT285		
02	FLB All Models with 86", 96" & 104" Cabs with Link Cabmate Model FRT285		
94-99	FLB All Models with 86", 96" & 104" Cabs with Link Cabmate Model FRT285		
	GMC VARIOUS		
	INTERNATIONAL 4000 SERIES		
89-96	9700 All Models with 89" or 110" cabs with Link Cabmate Models IH9789 or IH97110		
81-88	CO9670 All Models with 89" or 110" cabs with Link Cabmate Models IH967-A or IH97110		
81-88	COF9670 All Models with 89" or 110" cabs with Link Cabmate Models IH967-A or IH97110		
	KENWORTH COE MODELS		
81-06	PETERBILT 362 All Models with Link Cabmate Model PB-362-2P		
	VOLVO VARIOUS		
	WESTERN STAR VARIOUS		
83017	D		
89-99	FREIGHTLINER FLA086 All Models with O.E.M. Number		
83018	D		140780 (1)
81-91	MACK R All Models with O.E.M. Number		
07	RD All Models with O.E.M. Number		
81-04	RD All Models with O.E.M. Number		
83019	D		140780 (1)
81-91	MACK R All Models with Cab Air suspension		
07	RD All Models with Cab Air suspension		

Numerical listing

Shock	POP	Alternative No.	MTG Acc. Supplied
Pos.	Year	Application	
83019	D (cont)		140780 (1)
81-04	RD All Models with Cab Air suspension		
	VOLVO VARIOUS		
83021	C		
90-96	CHEVROLET C60 KODIAK All Truck Cabs with Link Cabmate Model GMC104TK		
90-96	C70 KODIAK All Truck Cabs with Link Cabmate Model GMC104TK		
03-09	C4500 KODIAK All Truck Cabs with Link Cabmate Model GMC104TK		
03-09	C5500 KODIAK All Truck Cabs with Link Cabmate Model GMC104TK		
90-91	C5500 KODIAK All Truck Cabs with Link Cabmate Model GMC104TK		
97-09	C6500 KODIAK All Truck Cabs with Link Cabmate Model GMC104TK		
97-09	C7500 KODIAK All Truck Cabs with Link Cabmate Model GMC104TK		
	CNH GLOBAL NV. VARIOUS		
91-05	FREIGHTLINER FL60 All Trucks with Link Cabmate Models FRT153BC-A , FRT106BC or FRT106HD-A		
91-06	FL70 All Trucks with Link Cabmate Models FRT153BC-A , FRT106BC or FRT106HD-A		
91-06	FL80 All Trucks with Link Cabmate Models FRT153BC-A , FRT106BC or FRT106HD-A		
94-03	FL106 All Trucks with Link Cabmate Models FRT153BC-A , FRT106BC or FRT106HD-A		
02	FLB All Trucks with 90", 100", & 110" Cabs with Link Cabmate Models FRT46-2P-A or FRT46-2P-B		
94-99	FLB All Trucks with 90", 100", & 110" Cabs with Link Cabmate Models FRT46-2P-A or FRT46-2P-B		
03-09	GMC C4500 TOPKICK All Truck Cabs with Link Cabmate Model GMC104TK		
03-09	C5500 TOPKICK All Truck Cabs with Link Cabmate Model GMC104TK		
90-96	C6000 TOPKICK All Truck Cabs with Link Cabmate Model GMC104TK		
03-09	C6500 TOPKICK All Truck Cabs with Link Cabmate Model GMC104TK		
97-01	C6500 TOPKICK All Truck Cabs with Link Cabmate Model GMC104TK		
90-96	C7000 TOPKICK All Truck Cabs with Link Cabmate Model GMC104TK		
97-09	C7500 TOPKICK All Truck Cabs with Link Cabmate Model GMC104TK		
03-09	C8500 TOPKICK All Truck Cabs with Link Cabmate Model GMC104TK		
89-96	INTERNATIONAL 9700 All Cabovers with 89" & 110" cabs with Link Cabmate Model NAV9876		
96-99	9800 SBA All Cabovers with 89" & 110" cabs with Link Cabmate Model NAV9876		
81-88	CO9670 All Cabovers with 89" & 110" cabs with Link Cabmate Model NAV9876		
	VARIOUS		
86-08	KENWORTH T600A All Models with Link Cabmate KVMC642 Air Suspension		
	T800 W900		
96-97	MARMON HERRINGTON 57 GLIDER All Conventional Tractors with Link Cabmate Model MARC57-B		
90-94	57 GLIDER All Conventional Tractors with Link Cabmate Model MARC57-B		
	OSHKOSH MOTOR TRUCK CO. VARIOUS		
10-20	PETERBILT 348 All Day Cab Models with O.E.M. Number		
81-84	348 All Day Cab Models with O.E.M. Number		
86-08	357 All Models with Link Cabmate Models PBC377 & PBC377-A		

Numerical listing

Shock	POP	Alternative No.	MTG Acc. Supplied
Pos.	Year	Application	
83021	C (cont)		
81-88	359	All 359 Conventional Truck & Tractors with Link Cabmate Models PBC379 & PBC379-A	
87-96	375	All Models with Link Cabmate Models PBC377 & PBC377-A	
87-01	377	All Models with Link Cabmate Models PBC379 & PBC379-A	
88-07	378	All Models with Link Cabmate Models PBC377 & PBC377-A	
86-07	379	All Models with Link Cabmate Models PBC379 & PBC379-A	
83022	D		
		CNH GLOBAL NV. VARIOUS	
81-02		WESTERN STAR 4800 All Models with O.E.M. Number	
81-02	4900	All Models with O.E.M. Number	
97-02	4900E	All Models with O.E.M. Number	
89-01	6900	All Models with O.E.M. Number	
		VARIOUS	
83023	D		
		CHEVROLET VARIOUS	
		FORD L-SERIES CONVENTIONAL	
		GMC VARIOUS	
79-09		VARIOUS	
		INTERNATIONAL 4000 SERIES	
		KENWORTH ADDITIONAL APPLICATIONS	
92-99	T400	All Models with Link Cabmate Air Suspension KWB689-A with rear cab support Kenworth P/N K235-1646 Models with Link Cabmate Air Suspension KWB689-A with rear cab support Kenworth P/N K235-1646	
	T400A		
10-21	T400A		
92-99	T400A		
	T450		
92	T450		
93-97	T450	All Models with Link Cabmate Air Suspension KWB689-A with rear cab support Kenworth P/N K235-1646	
	T600A		
	T800		
	W900		
81-91	MACK R	All Models with Link Cabmate Model MCR600	
81-89	RS	All Models with Link Cabmate Model MCR600	
81-87	PETERBILT 359	All 359 Models (Older Models) Conventional Tractors with Link Cabmate Model PBCAL359	
		VOLVO VARIOUS	
86-21	WESTERN STAR	VARIOUS	
83024	D		
		KENWORTH COE MODELS	
11-16	T700	All Models with Extended Sleeper Cab	
97-11	T2000	All Models with Link Cabmate KWT2000-A Air Suspension	
83025	C		
		FORD 8500 SERIES	
		9500 SERIES	
		ADDITIONAL APPLICATIONS	
		L-SERIES CONVENTIONAL	
		FREIGHTLINER ADDITIONAL APPLICATIONS	
96-06	FL112	All Day Cab Tractors with Link Cabmate Model FRT112DC	
89-01	FLC112	All Conventional Tractors with Link Cabmate Model FRTE120-A	
91	FLC120	All Conventional Tractors with Link Cabmate Model FRTE120-A	
91-08	FLD112	All Models with O.E.M. Number	
88-11	FLD120	All Models with O.E.M. Number	
03-09	GMC C4500 TOPKICK	All Models with Link Cabmate Model GMT560	
03-09	C5500 TOPKICK	All Models with Link Cabmate Model GMT560	
		INTERNATIONAL 4000 SERIES	
94-16	5000 SERIES		
	7000 SERIES		

Cab Shock

Shock	POP	Alternative No.	MTG Acc. Supplied
Pos.	Year	Application	
83025	C (cont)		
		9000 SERIES	
93-18	9000 SERIES	VARIOUS	
		KENWORTH ADDITIONAL APPLICATIONS	
86-21		ADDITIONAL APPLICATIONS	
		C-500B	
92-99	T400	All Models with Link Cabmate KWB689-B or KWB689-C Air Suspension	
	10-20	T400A	
	92-99	T400A	
	92	T450	
93-97	T450	All Models with Link Cabmate KWB689-B or KWB689-C Air Suspension	
		T600A	
		T800	
		W900	
78-21	PETERBILT	VARIOUS	
		STERLING TRUCK VARIOUS	
83026	D		
97-02	WESTERN STAR	4900 All Day Cab Models	
97-02	4900E	All Day Cab Models	
02-20	4900FA	All Day Cab Models	
02-20	4900SA	All Day Cab Models	
		VARIOUS	
83027	C		140126 (1)
		WESTERN STAR VARIOUS	
83028	C		
02-21	VOLVO VHD	All VHD Models - With O.E.M. Number	
		VN SERIES - 2200	
83029	D		
		VOLVO VN SERIES - 2200	
83030	D		
		VOLVO VARIOUS	
83031	C		
		KENWORTH AEROCAB	
06-22	T800	All Models with 38" Sleeper Cabs	
83034	D		
		FORD 9500 SERIES	
99-08	STERLING TRUCK	LT9500 All Models with O.E.M. Number	
83035	C		
00-11	PETERBILT 387	All 387 Models with 70" Sleepers	
11-18	587	All 587 Models with 70" Sleepers	
83038	A		
13-16	FREIGHTLINER 122SD	All Crew Cab Models with O.E.M. Number	
13-16	122SD	All Models with O.E.M. Number	
09-19	CASCADIA	All Models with 72" High-Roof Sleeper and 1/2" Top mounting bolt	
		CENTURY CLASS	
00-17	COLUMBIA	All Models with Sleeper Cabs w/O.E.M. Numbers	
01-17	CORONADO	All Models with Sleeper Cabs w/O.E.M. Numbers	
03-22	M2 112	All Crew Cab Models with O.E.M. Number	
03-22	PIERCE MFG. INC.	VARIOUS	
83039	D		
03-24	FREIGHTLINER M2 112	All Day Cab Models with Leaf Spring Suspensions	
03-24	PIERCE MFG. INC.	VARIOUS	
83040	D		
12-23	FREIGHTLINER 108SD	All Day Cab Models with Spring Suspensions	
12-24	114SD	All Day Cab Models with Spring Suspensions	
02-24	M2 106	All Day Cab Models with Spring Suspensions	
02-24	PIERCE MFG. INC.	VARIOUS	
83041	C		140780 (1)
89-05	MACK CH	All Models with Sleeper Cab	

Numerical listing

Shock	POP	Alternative No.	MTG Acc. Supplied
Pos.	Year	Application	
83041	C (cont)		140780 (1)
91-07	CL	All Models with O.E.M. number	
01-08	CV	All Models with O.E.M. number	
83042	C		
		KENWORTH ADDITIONAL APPLICATIONS	
12-23	PETERBILT 348	All Conventional Day Cab with O.E.M. Number	
08-21	365	All Conventional Day Cab with O.E.M. Number	
08-23	367	All Conventional Day Cab with O.E.M. Number	
08-16	384	All Conventional Day Cab with O.E.M. Number	
06-16	386	All Conventional Day Cab with O.E.M. Number	
06-07	388		
08-15	388	All Conventional Day Cab with O.E.M. Number	
08-23	389	All Conventional Day Cab with O.E.M. Number	
83044	D		
99-15	FREIGHTLINER	ARGOSY All Models with O.E.M. Number	
83045	C		140780 (1)
08-19	MACK CHU	All Models with Sleeper Cabs with O.E.M. Number	
00-05	CX	All Models with Sleeper Cabs with O.E.M. Number	
04-08	CXN	All Models with Sleeper Cabs with O.E.M. Number	
06-07	CXP	All Models with Sleeper Cabs with O.E.M. Number	
08-19	CXU	All Models with Sleeper Cabs with O.E.M. Number	
83047	D		
		FREIGHTLINER CENTURY CLASS	
03-08	FLD112	All D2 Cab Models	
03-11	FLD120	All D2 Cab Models	
83048	C		
11-14	VOLVO VAH	All Sleepers with O.E.M. Number	
17-19	VAH 430	All Models with 42" Sleeper Cabs	
08-09	VHD	All VHD Models - With O.E.M. Number	
	VN		
08-24	VNL	All Models with Sleeper Cabs with O.E.M. Number	
	VNL 300		
11-15	VNL 300	All Models with Mid-Roof Sleeper Cabs	
16-20	VNL 300	All Models with Mid-Roof Sleeper Cabs	
13-14	VNL 430		
15-16	VNL 430	All Models with Mid-Roof Sleeper Cabs	
13-14	VNL 630		
15-16	VNL 630	All Models with Mid-Roof Sleeper Cabs	
13-14	VNL 670		
15-16	VNL 670	All Models with Mid-Roof Sleeper Cabs	
21-24	VNL 740		
17-20	VNL 740	All Models with Mid-Roof Sleeper Cabs	
21-24	VNL 760		
17-20	VNL 760	All Models with Mid-Roof Sleeper Cabs	
11-19	VNL 780		
	VNM		
22	VNX		
18	VNX		
19-21	VNX	All VNX 84T-740 Models with High Rise Sleeper Cabs	
10	VT		
06-10	VT	All All with 60" to 77" Mid - High Roof Sleepers (w/O.E.M. Number)	
83049	C		
		KENWORTH T440	
		T450	
		T600A	
98-08	T600A	All Models with Link Cabmate KWB689-D and Severe service crossmembers	
98-23	T800	All Models with Link Cabmate KWB689-D and Severe service crossmembers	
14-18	T880	All Sleeper cab Models with Link Cab Suspension	

Numerical listing

Shock	POP	Alternative No.	MTG Acc. Supplied
Pos.	Year	Application	
83049	C	(cont)	
98-23	W900	All Models with Link Cabmate KWB689-D and Severe service crossmembers	
83050	C		140780 (1)
05-07	MACK CHN	All CHN-613 Models with O.E.M. Number	
08-19	CHU	All CHU-613 Models with O.E.M. Number	
05-07	CT	All Models with O.E.M. Number	
	CTX		
05-08	CXN	All CXN-613 Models with O.E.M. Number	
06-07	CXP	All CXP-613 Day Cab Models	
08-11	CXU	All Models with O.E.M. Number	
15-19	GRANITE	All GU713 and GU813 Models with O.E.M. Number	
08-19	GU7	All GU713 Models with O.E.M. Number	
08-19	GU8	All GU813 Models with O.E.M. Number	
18-19	PINNACLE	All Models with O.E.M. Number	
83051	C		
04-09	INTERNATIONAL	9000 SERIES	
83053	D		
	INTERNATIONAL	7000 SERIES	
		8000 SERIES	
08-09	8500	TRANSTAR All Models Tractors with 36" Sleepers	
08-09	8600	TRANSTAR All Models Tractors with 36" Sleepers	
83054	D		
02-20	INTERNATIONAL	4300 All Models with O.E.M. Number	
02-19	4300LP	All Models with O.E.M. Number	
02-20	4400	All Models with O.E.M. Number	
02-19	4400LP	All Models with O.E.M. Number	
02-20	7300	All Models trucks with day cab or extended cabs with Link Cabmate Model IDC7345	
02-20	7400	All Models trucks with day cab or extended cabs with Link Cabmate Model IDC7345	
02-20	7500	All Models trucks with day cab or extended cabs with Link Cabmate Model IDC7345	
02-07	8500	All Model trucks with day cab or extended cabs with Link Cabmate Model IDC85	
08-11	8500	TRANSTAR All Model trucks with day cab or extended cabs with Link Cabmate Model IDC85	
03-07	8600		
03-07	8600	SBA All Models with O.E.M. Number	
08-18	8600	TRANSTAR All Models with O.E.M. Number	
15-20	DURASTAR	All Models with O.E.M. Number	
13	DURASTAR	All Models with O.E.M. Number	
19-23	HV607	All Models with O.E.M. Number	
15-20	WORKSTAR	7300 All Models trucks with day cab or extended cabs with Link Cabmate Model IDC7345	
15-20	WORKSTAR	7400 All Models trucks with day cab or extended cabs with Link Cabmate Model IDC7345	
19-23	PIERCE MFG. INC.	VARIOUS	
83056	D		
08-16	KENWORTH	AEROCAB	
	16	ICON 900	
08-17	T660	All Models with 86" Sleepers with O.E.M. Number	
11-16	T700	All Models with 86" Sleepers with O.E.M. Number	
06-22	W900	All Models with 86" Sleepers with O.E.M. Number	
83059	D		
	POWERPACKER	VARIOUS	
83062	C		145128 (1)
12-18	INTERNATIONAL	8600 TRANSTAR All Models with O.E.M. Number	

Cab Shock, Max Control

Shock	POP	Alternative No.	MTG Acc. Supplied
Pos.	Year	Application	
83062	C	(cont)	145128 (1)
09-22	LONESTAR	All Models with O.E.M. Number	
17-23	LT625	All DayCab Models with O.E.M. Number	
20	LT	All DayCab Models with O.E.M. Number	
11-16	PROSTAR	All Models With 56" or 72" Hi Roof Sleeper	
18-20	RH613	All Models With 56" Hi Roof Sleeper	
83065	W		
01-15	WESTERN STAR	6900 SX MODELS	
83066	C		
18-23	MACK ANTHEM	All Anthem 64T Day Cab Models with O.E.M. Number	
14-19	CHU	All Day Cab Models with O.E.M. Number	
	CXN		
08-19	CXU	All Day Cab Models with O.E.M. Number	
15-19	GRANITE	All GU713 and GU813 Models with O.E.M. Number	
09-19	GU7	All GU713 Models with O.E.M. Number	
09-19	GU8	All GU813 Models with O.E.M. Number	
23	MD6		
24	MD6	All Models with O.E.M. Number	
21-22	MD6	All Models with O.E.M. Number	
21-24	MD7	All Models with O.E.M. Number	
18-22	PINNACLE	All Day Cab Models with O.E.M. Number	
83081	C		
13-24	KENWORTH T680	All Models with Sleepers with O.E.M. Number	
20-23	T880	All Models with Sleepers with O.E.M. Number (Shock only)	
19-24	W990	All Models with Sleepers with O.E.M. Number	
10-20	PETERBILT 348	All Models with Sleepers with O.E.M. Number	
16-24	567	All Sleeper Cab models with O.E.M. Number (Shocks only)	
16-24	579	All Sleeper Cab models with O.E.M. Number (Shocks only)	
83901	D		
12-19	MACK CHU	All Models with O.E.M. Number	
12-19	CXU	All Models with O.E.M. Number	
21-24	GRANITE	All Models with O.E.M. Number	
15-19	GRANITE	All Models with O.E.M. Number	
12-19	GU4	All GU432 Models with O.E.M. Number	
12-18	GU5	All GU533 Models with O.E.M. Number	
08-19	GU7	All GU713 Models with O.E.M. Number	
08-19	GU8	All GU813 Models with O.E.M. Number	
83905	C		
11-20	VOLVO VAH	All VAH DayCab Models with O.E.M. Number	
11-24	VHD	All DayCab Models with O.E.M. Number	
18-24	VNL	All VNL 64T-860 Models with High Rise Sleeper Cabs	
11-24	VNL	All VNL 64T-300 DayCab Models with O.E.M. Number	
11-23	VNL	All VNL 42T-300 Models - With O.E.M. Number	
18-19	VNL	All VNL 64T-740 Models with High Rise Sleeper Cabs	
14-19	VNL	All VNL 64T-670 Models with High Rise Sleeper Cabs	
15-18	VNL	All VNL 64T-730 Models with Mid Rise Sleeper Cabs	
15-18	VNL	All VNL 64T-780 Models with High Rise Sleeper Cabs	
21-24	VNL	300	
16-20	VNL	300 All DayCab Models with O.E.M. Number	

Numerical listing

Shock	POP	Alternative No.	MTG Acc. Supplied
Pos.	Year	Application	
83905	C	(cont)	
15-16	VNL 670	All Sleeper Cab Models with O.E.M. Number	
21-24	VNL 860		
17-20	VNL 860	All Sleeper Cab Models with O.E.M. Number	
13-18	VNM	All VNM 64T-200 Day Cab Models	
16	VNM	All VNM 64T-630 Models with High Rise Sleeper Cabs	
13	VNM	All VNM 42T-200 Day Cab Models	
18-24	VNR	All Day Cab Models with O.E.M. Number	
21-24	VNR	300	
17-20	VNR	300 All Models with O.E.M. Number	
17-24	VNR	400	
17-20	VNR	400 All Models with O.E.M. Number	
17-24	VNR	640	
17-20	VNR	640 All Models with O.E.M. Number	
19-20	VNX	All VNX DayCab Models with O.E.M. Number	
15-17	VNX	All VNX DayCab Models with O.E.M. Number	
83906	C		
17-23	FREIGHTLINER 122SD	All Models with O.E.M. Number	
17-21	CASCADIA	All Day Cab and Sleeper cabs w/OEM Number and 12 mm Top mounting bolt	
17-20	COLUMBIA	All Models with Sleeper Cabs w/O.E.M. Numbers	
17-20	CORONADO	All Day Cab and Sleeper Cabs w/O.E.M. Numbers	
83907	D		
18-20	INTERNATIONAL HX520	All Sleeper Cab Models with O.E.M. Number	
17-20	HX620	All Sleeper Cab Models with O.E.M. Number	
17-23	LONESTAR	All Sleeper Cab Models with O.E.M. Number	
17-24	LT625	All Sleeper Cab Models with O.E.M. Number	
20	LT	All Sleeper Cab Models with O.E.M. Number	
83908	D		
17-24	KENWORTH T680	All Day Cab Models with O.E.M. Number	
16-23	T880	All Day Cab Models with O.E.M. Number	
19-23	W990	All Day Cab Models with O.E.M. Number	
18	PETERBILT 348	All Day Cab Models with O.E.M. Number	
16-24	567	All Day Cab Models with O.E.M. Number	
16-23	579	All Day Cab Models with O.E.M. Number	
83909	D		
18-23	INTERNATIONAL HX520	All Day Cab Models with O.E.M. Number	
17-23	HX620	All Day Cab Models with O.E.M. Number	
83910	D		
18-21	MACK ANTHEM	All Anthem 64T Sleeper Cab Models with O.E.M. Number	
18-21	PINNACLE	All Pinnacle 64T Sleeper Cab Models with O.E.M. Number	
18	PINNACLE	All Anthem 64T Sleeper Cab Models with O.E.M. Number	
83911	D		
21-24	FREIGHTLINER CASCADIA	All Cascadia 126 Day Cab and Sleeper cabs w/ 12 mm Top mounting bolt	
23-24	WESTERN STAR 57X	All Day Cab Models w/ 12 mm Top mounting bolt	
Max Control			
77986	N		
R	17-23	FORD PICKUP, F-450 SUPERDUTY	All Models with 4WD and OEM number

Numerical listing

Shock	POP	Alternative No.	MTG Acc. Supplied
Pos.	Year	Application	
77986	N	(cont)	
R	17-23	PICKUP, F-550 SUPERDUTY All Models with 4WD and OEM number	
R	17-23	PIERCE MFG. INC. VARIOUS	
R	19-23	RENEGADE VERACRUZ All Models with Ford F-550 Chassis (4WD and OEM number)	
R	19-23	THOR MOTOR COACH MAGNITUDE All Models with Ford F-550 Chassis (4WD and OEM number)	
R	19-23	OMNI All Models with Ford F-550 Chassis (4WD and OEM number)	
77987	N		
R	17-23	FORD PICKUP, F-450 SUPERDUTY All Models with RWD and OEM number	
R	17-23	PICKUP, F-550 SUPERDUTY All Models with RWD and OEM number	
R	19-23	THOR MOTOR COACH MAGNITUDE All Models with Ford F-550 Chassis (RWD and OEM number)	
R	19-23	OMNI All Models with Ford F-550 Chassis (RWD and OEM number)	
Specialty Shock			
619501	N		
	98-22	INTERNATIONAL VARIOUS	
632147	D		
		CHALLENGE COOK CEMENT TRUCK	
		MC NEILUS TRUCK & MAN. VARIOUS	
		WATSON & CHALIN MFG. INC. VARIOUS	
646155	A		
		ADVANCE MIXER VARIOUS	
		CHALLENGE COOK CEMENT TRUCK	
		GRANNING SUSPENSION MODEL L120 SELF STEER AXLE	
		HENDRICKSON TRAILER SUSPENSION SYSTEMS HLP PARALIFT	
		HLU PARALIFT ULTRA HENDRICKSON TRUCK SUSPENSION SYSTEMS TOUGH LIFT LK SERIES	
		KIMBLE MIXER CO. REAR DISCHARGE MIXERS	
		REAR DISCHARGE MIXERS	
		LONDON MIXER VARIOUS	
		MC NEILUS TRUCK & MAN. VARIOUS	
		REX MIXER VARIOUS	
		RIDEWELL CORP. VARIOUS	
		SAF HOLLAND VARIOUS	
		SUSPENSIONS INC. VARIOUS	
		TEREX CORP. VARIOUS	
		TUTHILL TECHNOLOGIIES VARIOUS	
		WATSON & CHALIN MFG. INC. LW5L-1100 SR	
		SL-2089 STEERABLE LIFT AXLE SUSPENSION	
		WCAL-1000 SST	
		WCAL-1100 LR	
		WCAL-1100 SR	
		WCAL-1100 SRLP	
		WCAL-1100 SSR	
		WCHL-1100 FL	
		WCHL-1100 HI-LIFT	
646177	B		
		CHALLENGE COOK CEMENT TRUCK	
R	13-19	KENWORTH T680 All Models with Watson & Chalin SL Series Steerable Lift Axle (8,000 to 13,500 lb)	
R	14-19	T880 All Models with Watson & Chalin SL Series Steerable Lift Axle (8,000 to 13,500 lb)	
		OSHKOSH MOTOR TRUCK CO. VARIOUS	
R	14-20	PETERBILT 567 All Models with Watson & Chalin SL Series Steerable Lift Axle (8,000 to 13,500 lb)	
		PIERCE MFG. INC. VARIOUS	
		SAF HOLLAND VARIOUS	

Max Control, Specialty Shock, Ultra Truck Shock

Shock	POP	Alternative No.	MTG Acc. Supplied
Pos.	Year	Application	
646177	B	(cont)	
		SPRING VALLEY VARIOUS	
		WATSON & CHALIN MFG. INC. VARIOUS	
		WESTPORT AXLE CORP. VARIOUS	
665472	D		
		INGERSALL MACHINE VARIOUS	
665937	C		
R		CRANE CARRIER VARIOUS	
		REYCO SUSPENSION VARIOUS	
		RIDEWELL CORP. VARIOUS	
Ultra Truck Shock			
G63183	C		
R	63-81	CHRYSLER MOTORHOME CHASSIS	
R	73-78	DODGE TRUCK D SERIES- CONVENTIONAL CAB 4 X 2	
R	64-72	LN & LNT - CONVENTIONAL CAB	
R	64-73	LNT, LVT, NLT, VLT- TILT CAB 6 X 4	
R	73-75	LS & LT-STEEL TILT CAB	
R	63-81	MOTORHOME CHASSIS	
R	63-82	P SERIES - FORWARD CONTROL	
R	61-78	SCHOOL BUSES	
R	61-78	W-SERIES AND POWER WAGONS	
F	73	W-SERIES AND POWER WAGONS	
R		HOLIDAY RAMBLER VARIOUS	
R	73-81	JOHN DEERE MOTORHOME CHASSIS	
R		MOR-RYDE SUSPENSION VARIOUS	
R		OSHKOSH MOTOR TRUCK CO. VARIOUS	
G63299	A	140885	
F	66-72	INTERNATIONAL METRO & MULTI-SHOP SERIES	
R	66-72	METRO & MULTI-SHOP SERIES	
R	87-04	MITSUBISHI FUSO FE All Model with O.E.M. Number	
G63306	C		
F	64-67	FORD C & CT SERIES - TILT CAB	
F		INTERNATIONAL A, B, AC AND BC CONVENTIONAL	
R	73-75	METRO & MULTI-SHOP SERIES	
F	66-72	METRO & MULTI-SHOP SERIES	
G63355	A	140702	
R		CHALMERS SUSPENSION VARIOUS	
G63357	B		
R		WATSON & CHALIN MFG. INC. WCTA-1200 SERIES TRAILER AIR SUSPENSION	
G63366	A		
R		WORKHORSE VARIOUS	
G63386	B	140780	
F	67-69	FORD F SERIES - CONVENTIONAL CAB	
G63405	A	140884	
R	96-04	MITSUBISHI FUSO FE All Model with O.E.M. Number	
R	98-04	FG All Model with O.E.M. Number	
G63406	B		
F	64-66	FORD F SERIES - CONVENTIONAL CAB	
F	67-69	N AND NT 89" BBC CONVENTIONAL CAB	
F	64-69	T-SERIES - CONVENTIONAL TANDEM	
G63419	C		
R	98	HINO FA, FB SERIES	
G63432	B	141349,140169	
F		INTERNATIONAL DURASTAR - 1000 SERIES	
F		UD UD 1300	
G63461	B		
R	99-07	FORD PICKUP, F-450 SUPERDUTY All Models with single or dual rear wheels with 165" or 201" wheel base	
R	99-07	PICKUP, F-550 SUPERDUTY All Models with single or dual rear wheels with 165" or 201" wheel base	

Numerical listing

Shock	POP	Alternative No.	MTG Acc. Supplied
Pos.	Year	Application	
G63605	C	140169	
F	73-81	DODGE TRUCK MOTORHOME CHASSIS	
F		JOHN DEERE VARIOUS	
F		OSHKOSH MOTOR TRUCK CO. VARIOUS	
G63610	B	142389	
F	89-91	HINO FA14 All Models with O.E.M. Number	
F	92	FA15 All FA, FB Models Trucks with:	
F	93-97	FA1415 All (FA15)	
F	93-97	FA1415 All FA, FB Models Trucks with:	
F	93-97	FA1415 All FA1415 (FA15), FB1715 (FB15)	
F	98-04	FA1517 All FA, FB Models Trucks with:	
F	89-91	FB14 All FA, FB Models Trucks with:	
F	92	FB15 All FA, FB Models Trucks with:	
F	93-97	FB1715 All FA, FB Models Trucks with:	
F	93-97	FB1715 All FA1415 (FA15), FB1715 (FB15)	
F	98-04	FB1817 All FA, FB Models Trucks with:	
F		INTERNATIONAL SERIES400,500,600,700& 900-MED CABOV TRK&TRAC NISS	
F	05-11	MITSUBISHI FUSO FE145 All Models with O.E.M. Number	
F	96-04	FE All Models with O.E.M. Number	
F	88-04	FH All Models with O.E.M. Number	
F	99-10	UD UD 18HD SERIES	
F	11-13	UD 1800 SERIES	
F	95-98	UD 1800 SERIES	
F	95-13	UD 2000 SERIES	
G63622	N	142617	
F	17-24	BERKSHIRE COACH ULTRA 24	
F	17-24	ULTRA 28	
F	92-24	BLUE BIRD MICROBIRD TYPE A SCHOOL BUS	
F		CHAMPION BUS INC. AMERICAN COACH	
F		CHALLENGER	
F		CRUSADER	
F		LF TRANSPORT	
F	03-24	COACH HOUSE PLATINUM All Motorhomes with Ford E450 Chassis	
F	23-24	PLATINUM IV All Motorhomes with Ford E450 Chassis	
F		COACHMEN CATALINA	
F	24	CONCORD	
F	20-22	CONCORD	
F	04-06	CONCORD	
F	23	CONCORD All MotorHomes with Ford E350 or E450 Chassis	
F	07-19	CONCORD All MotorHomes with Ford E350 or E450 Chassis	
F	04-08	FREEDOM EXPRESS	
F	09	FREEDOM EXPRESS All MotorHomes with Ford E350 or E450 Chassis	
F	03-07	FREELANDER	
F	08-24	FREELANDER All MotorHomes with Ford E350 or E450 Chassis	
F	10	LEPRECHAUN	
F	03-07	LEPRECHAUN	
F	11-23	LEPRECHAUN All MotorHomes with Ford E350 or E450 Chassis	
F	08-09	LEPRECHAUN All MotorHomes with Ford E350 or E450 Chassis	
F	98-03	PATHFINDER	
F	99-06	SANTARA	
F		COLLINS BUS CORP. VARIOUS	
F		DIAMOND COACH SHUTTLE BUSES	
F	92-09	DUTCHMEN RV CLASS C MOTORHOMES	
F	15-20	JAMBOREE	
F	92-17	DYNAMAX CORP ISATA 4	
F	18-20	ISATA 4 All MotorHomes with Ford E350 or E450 Chassis	
F		ELDORADO NATIONAL ADVANTAGE	
F		AEROLITE	
F		AEROTECH	
F	17	ENTEGR COACH ESTEEM	
F	18-24	ESTEEM All MotorHomes with Ford E350 or E450 Chassis	
F	17	ODYSSEY	

Numerical listing

Shock	POP	Alternative No.	MTG Acc. Supplied
Pos.	Year	Application	
G63622	N (cont)		142617
F	18-24	ODYSSEY All MotorHomes with Ford E350 or E450 Chassis	
F		FEDERAL COACH VARIOUS	
F	20	FLEETWOOD JAMBOREE	
F	14-16	JAMBOREE	
F	99-07	JAMBOREE	
F	17-19	JAMBOREE All MotorHomes with Ford E350 or E450 Chassis	
F	08-13	JAMBOREE All MotorHomes with Ford E350 or E450 Chassis	
F	19-20	SURGE	
F	18	SURGE All MotorHomes with Ford E350 or E450 Chassis	
F	14-16	TIOGA	
F	99-07	TIOGA	
F	08-13	TIOGA All MotorHomes with Ford E350 or E450 Chassis	
F	20	FORD E-350 SUPER DUTY	
F	92-98	E-350 SUPER DUTY	
F	20	E-450 SUPER DUTY	
F	92-02	E-450 SUPER DUTY	
F	21-24	VAN 1 TON, ECONOLINE / CLUB WAGON / SUPERDUTY All Type A School bus and Type C Motorhomes with Ford E350 Chassis	
F	21-24	VAN 1 TON, ECONOLINE / CLUB WAGON / SUPERDUTY All Type A School bus and Type C Motorhomes with Ford E450 Chassis	
F	03-19	VAN 1 TON, ECONOLINE / CLUB WAGON / SUPERDUTY All Type A School bus and Type C Motorhomes with Ford E450 Chassis	
F	99-19	VAN 1 TON, ECONOLINE / CLUB WAGON / SUPERDUTY All Type A School bus and Type C Motorhomes with Ford E350 Chassis	
F	20	FOREST RIVER ALL AMERICAN FORESTER	
F	04-19	FORESTER All MotorHomes with Ford E350 or E450 Chassis	
F	15-18	FORESTER GTS All MotorHomes with Ford E350 or E450 Chassis	
F	03-15	LEXINGTON All MotorHomes with Ford E350 or E450 Chassis	
F	21-23	SOLERA All MotorHomes with Ford E350 or E450 Chassis	
F	10-15	SOLERA All MotorHomes with Ford E350 or E450 Chassis	
F	23	SUNSEEKER	
F	99-06	SUNSEEKER	
F	07-22	SUNSEEKER All MotorHomes with Ford E350 or E450 Chassis	
F	19-20	SUNSEEKER GTS	
F	15-18	SUNSEEKER GTS All MotorHomes with Ford E350 or E450 Chassis	
F	99-09	GEORGIE BOY MANUFACTURING CLASS C MOTORHOMES	
F		GLAVAL BUS CO. VARIOUS	
F		GOSHEN COACH VARIOUS	
F		GRECH MOTORS VARIOUS	
F	02-15	GULF STREAM BT CRUISER	
F	16-23	BT CRUISER All MotorHomes with Ford E350 or E450 Chassis	
F	99-06	CAVALIER	
F	12-15	CONQUEST	
F	93-01	CONQUEST	
F	16-22	CONQUEST All MotorHomes with Ford E350 or E450 Chassis	
F	02-11	CONQUEST All MotorHomes with Ford E350 or E450 Chassis	
F	10-11	CONQUEST SPORT All MotorHomes with Ford E350 or E450 Chassis	
F	01-02	CONQUEST SPORT All MotorHomes with Ford E350 or E450 Chassis	
F	00-11	INDEPENDENCE All MotorHomes with Ford E350 or E450 Chassis	
F	10-11	MONTAJ All MotorHomes with Ford E350 or E450 Chassis	
F	00-08	ULTRA	
F	02-04	YELLOWSTONE	
F	05-11	YELLOWSTONE All MotorHomes with Ford E350 or E450 Chassis	
F	19	HOLIDAY RAMBLER ALTERA	
F	18	ALTERA All MotorHomes with Ford E450 Chassis	
F	08	ATLANTIS	
F	06	ATLANTIS	
F	99-01	ATLANTIS	
F	09-10	ATLANTIS All MotorHomes with Ford E450 Chassis	

Ultra Truck Shock

Shock	POP	Alternative No.	MTG Acc. Supplied
Pos.	Year	Application	
G63622	N (cont)		142617
F	07	ATLANTIS All MotorHomes with Ford E450 Chassis	
F	02-05	ATLANTIS All MotorHomes with Ford E450 Chassis	
F	19	AUGUSTA All MotorHomes with Ford E450 Chassis	
F	15-16	AUGUSTA All MotorHomes with Ford E450 Chassis	
F	11	AUGUSTA All MotorHomes with Ford E450 Chassis	
F	08-09	AUGUSTA All MotorHomes with Ford E450 Chassis	
F	12-13	AUGUSTA B+ All MotorHomes with Ford E450 Chassis	
F	10	AUGUSTA B+ All MotorHomes with Ford E450 Chassis	
F	07	AUGUSTA B+ All MotorHomes with Ford E450 Chassis	
F	16	AUGUSTA LX All MotorHomes with Ford E450 Chassis	
F	07-10	AUGUSTA SPORT All MotorHomes with Ford E350 Chassis	
F	07-09	AUGUSTA TOURING SEDAN All MotorHomes with Ford E350 Chassis	
F	17-18	VESTA All MotorHomes with Ford E450 Chassis	
F	01-20	ITASCA CLASS C MOTORHOMES	
F	03-06	JAYCO ESCAPADE All MotorHomes with Ford E350 or E450 Chassis	
F	02-06	GRANITE RIDGE All MotorHomes with Ford E350 or E450 Chassis	
F	02-24	GREYHAWK All MotorHomes with Ford E450 Chassis	
F	07-24	MELBOURNE All MotorHomes with Ford E350 or E450 Chassis	
F	13-24	REDHAWK All MotorHomes with Ford E450 Chassis	
F	18-24	REDHAWK SE All MotorHomes with Ford E450 Chassis	
F		KRYSTAL BUS VARIOUS	
F		LGE COACHWORKS VARIOUS	
F	11-12	NEXUS CLASS C MOTORHOMES	
F	11-24	PHANTOM All MotorHomes with Ford E350 or E450 Chassis	
F	20-24	TRIUMPH All MotorHomes with Ford E350 or E450 Chassis	
F	11-24	VIPER All MotorHomes with Ford E350 or E450 Chassis	
F	00-23	PHOENIX CRUISER All MotorHomes with Ford E350 or E450 Chassis	
F		SHASTA RV ALL MODELS	
F		STARCRAFT BUS CO. E350 & E450 FORD CHASSIS MODELS	
F	92-22	THOMAS TYPE A SCHOOL BUS	
F	14-24	THOR MOTOR COACH AXIS All MotorHomes with Ford E350 or E450 Chassis	
F	11-24	CHATEAU All MotorHomes with Ford E350 or E450 Chassis	
F	11-12	CHATEAU CITATION All MotorHomes with Ford E350 or E450 Chassis	
F	12-16	CITATION All MotorHomes with Ford E350 or E450 Chassis	
F	22-24	ECHOLON All MotorHomes with Ford E350 or E450 Chassis	
F	11-24	FOUR WINDS All MotorHomes with Ford E350 or E450 Chassis	
F	12-23	FREEDOM ELITE All MotorHomes with Ford E350 or E450 Chassis	
F	11-23	OUTLAW All MotorHomes with Ford E350 or E450 Chassis	
F	16-24	QUANTUM All MotorHomes with Ford E350 or E450 Chassis	
F	14-24	VEGAS All MotorHomes with Ford E350 or E450 Chassis	
F		TURTLETOP BUS VARIOUS	
F		WHEELED COACH IND. VARIOUS	
F	07-13	WINNEBAGO ACCESS All MotorHomes with Ford E350 or E450 Chassis	
F	14	ACCESS PREMIER All MotorHomes with Ford E350 or E450 Chassis	
F	18-20	ASPECT	
F	05-17	ASPECT All MotorHomes with Ford E350 or E450 Chassis	
F	18-20	CAMBRIA	
F	09-15	CAMBRIA	
F	16-17	CAMBRIA All MotorHomes with Ford E350 or E450 Chassis	

Numerical listing

Shock	POP	Alternative No.	MTG Acc. Supplied
Pos.	Year	Application	
G63622	N (cont)		142617
F	05-08	CAMBRIA All MotorHomes with Ford E350 or E450 Chassis	
F	06-20	MINNIE	
F	99	MINNIE	
F	00-05	MINNIE All MotorHomes with Ford E350 or E450 Chassis	
F	14-24	MINNIE WINNIE All MotorHomes with Ford E350 or E450 Chassis	
F	00-06	MINNIE WINNIE All MotorHomes with Ford E350 or E450 Chassis	
F	11-18	OUTLOOK	
F	19-21	OUTLOOK All MotorHomes with Ford E350 or E450 Chassis	
F	06-10	OUTLOOK All MotorHomes with Ford E350 or E450 Chassis	
F	08-15	SPIRIT	
F	16-22	SPIRIT All MotorHomes with Ford E350 or E450 Chassis	
F	00-07	SPIRIT All MotorHomes with Ford E350 or E450 Chassis	
F		WORLD TRANS BUS CO. VARIOUS	
G63623	N		142617
R	17-24	BERKSHIRE COACH ULTRA 24	
R	17-24	ULTRA 28	
R	92-24	BLUE BIRD MICROBIRD TYPE A SCHOOL BUS	
R		CHAMPION BUS INC. AMERICAN COACH	
R		CHALLENGER	
R		CRUSADER	
R		LF TRANSPORT	
R	03-24	COACH HOUSE PLATINUM All Motorhomes with Ford E450 Chassis	
R	23-24	PLATINUM IV All Motorhomes with Ford E450 Chassis	
R		COACHMEN CATALINA	
R	24	CONCORD	
R	20-22	CONCORD	
R	04-06	CONCORD	
R	23	CONCORD All MotorHomes with Ford E350 or E450 Chassis	
R	07-19	CONCORD All MotorHomes with Ford E350 or E450 Chassis	
R	04-08	FREEDOM EXPRESS	
R	09	FREEDOM EXPRESS All MotorHomes with Ford E350 or E450 Chassis	
R	03-07	FREELANDER	
R	08-24	FREELANDER All MotorHomes with Ford E350 or E450 Chassis	
R	10	LEPRECHAUN	
R	03-07	LEPRECHAUN	
R	11-23	LEPRECHAUN All MotorHomes with Ford E350 or E450 Chassis	
R	08-09	LEPRECHAUN All MotorHomes with Ford E350 or E450 Chassis	
R	98-03	PATHFINDER	
R	99-06	SANTARA	
R		COLLINS BUS CORP. VARIOUS	
R		DIAMOND COACH SHUTTLE BUSES	
R	92-09	DUTCHMEN RV CLASS C MOTORHOMES	
R	15-20	JAMBOREE	
R	92-17	DYNAMAX CORP ISATA 4	
R	18-20	ISATA 4 All MotorHomes with Ford E350 or E450 Chassis	
R		ELDORADO NATIONAL ADVANTAGE	
R		AEROLITE	
R		AEROTECH	
R	17	ENTEGR COACH ESTEEM	
R	18-24	ESTEEM All MotorHomes with Ford E350 or E450 Chassis	
R	17	ODYSSEY	
R	18-24	ODYSSEY All MotorHomes with Ford E350 or E450 Chassis	
R		FEDERAL COACH VARIOUS	
R	20	FLEETWOOD JAMBOREE	
R	14-16	JAMBOREE	
R	99-07	JAMBOREE	
R	17-19	JAMBOREE All MotorHomes with Ford E350 or E450 Chassis	
R	08-13	JAMBOREE All MotorHomes with Ford E350 or E450 Chassis	
R	19-20	SURGE	
R	18	SURGE All MotorHomes with Ford E350 or E450 Chassis	
R	14-16	TIOGA	
R	99-07	TIOGA	
R	08-13	TIOGA All MotorHomes with Ford E350 or E450 Chassis	

Numerical listing

Shock	POP	Alternative No.	MTG Acc. Supplied
Pos.	Year	Application	
G63623	N	(cont)	142617
F	20	FORD E-350 SUPER DUTY	
R	20	E-350 SUPER DUTY	
R	92-98	E-350 SUPER DUTY	
R	20	E-450 SUPER DUTY	
R	92-02	E-450 SUPER DUTY	
R	21-24	VAN 1 TON, ECONOLINE / CLUB WAGON / SUPERDUTY All Type A School bus and Type C Motorhomes with Ford E350 Chassis	
R	21-24	VAN 1 TON, ECONOLINE / CLUB WAGON / SUPERDUTY All Type A School bus and Type C Motorhomes with Ford E450 Chassis	
R	03-19	VAN 1 TON, ECONOLINE / CLUB WAGON / SUPERDUTY All Type A School bus and Type C Motorhomes with Ford E450 Chassis	
R	99-19	VAN 1 TON, ECONOLINE / CLUB WAGON / SUPERDUTY All Type A School bus and Type C Motorhomes with Ford E350 Chassis	
R	20	FOREST RIVER ALL AMERICAN FORESTER	
R	04-19	FORESTER All MotorHomes with Ford E350 or E450 Chassis	
R	15-18	FORESTER GTS All MotorHomes with Ford E350 or E450 Chassis	
R	03-15	LEXINGTON All MotorHomes with Ford E350 or E450 Chassis	
R	21-23	SOLERA All MotorHomes with Ford E350 or E450 Chassis	
R	10-15	SOLERA All MotorHomes with Ford E350 or E450 Chassis	
R	23	SUNSEEKER	
R	99-06	SUNSEEKER	
R	07-22	SUNSEEKER All MotorHomes with Ford E350 or E450 Chassis	
R	19-20	SUNSEEKER GTS	
R	15-18	SUNSEEKER GTS All MotorHomes with Ford E350 or E450 Chassis	
R	99-09	GEORGIE BOY MANUFACTURING CLASS C MOTORHOMES	
R		GLAVAL BUS CO. VARIOUS	
R		GOSHEN COACH VARIOUS	
R		GRECH MOTORS VARIOUS	
R	02-15	GULF STREAM BT CRUISER	
R	16-23	BT CRUISER All MotorHomes with Ford E350 or E450 Chassis	
R	99-06	CAVALIER	
R	12-15	CONQUEST	
R	93-01	CONQUEST	
R	16-22	CONQUEST All MotorHomes with Ford E350 or E450 Chassis	
R	02-11	CONQUEST All MotorHomes with Ford E350 or E450 Chassis	
R	10-11	CONQUEST SPORT All MotorHomes with Ford E350 or E450 Chassis	
R	01-02	CONQUEST SPORT All MotorHomes with Ford E350 or E450 Chassis	
R	00-11	INDEPENDENCE All MotorHomes with Ford E350 or E450 Chassis	
R	10-11	MONTAJ All MotorHomes with Ford E350 or E450 Chassis	
R	00-08	ULTRA	
R	02-04	YELLOWSTONE	
R	05-11	YELLOWSTONE All MotorHomes with Ford E350 or E450 Chassis	
R	19	HOLIDAY RAMBLER ALTERA	
R	18	ALTERA All MotorHomes with Ford E450 Chassis	
R	08	ATLANTIS	
R	06	ATLANTIS	
R	99-01	ATLANTIS	
R	09-10	ATLANTIS All MotorHomes with Ford E450 Chassis	
R	07	ATLANTIS All MotorHomes with Ford E450 Chassis	
R	02-05	ATLANTIS All MotorHomes with Ford E450 Chassis	
R	19	AUGUSTA All MotorHomes with Ford E450 Chassis	
R	15-16	AUGUSTA All MotorHomes with Ford E450 Chassis	
R	11	AUGUSTA All MotorHomes with Ford E450 Chassis	
R	08-09	AUGUSTA All MotorHomes with Ford E450 Chassis	
R	12-13	AUGUSTA B+ All MotorHomes with Ford E450 Chassis	
R	10	AUGUSTA B+ All MotorHomes with Ford E450 Chassis	

Ultra Truck Shock

Shock	POP	Alternative No.	MTG Acc. Supplied
Pos.	Year	Application	
G63623	N	(cont)	142617
R	07	AUGUSTA B+ All MotorHomes with Ford E450 Chassis	
R	16	AUGUSTA LX All MotorHomes with Ford E450 Chassis	
R	07-10	AUGUSTA SPORT All MotorHomes with Ford E350 Chassis	
R	07-09	AUGUSTA TOURING SEDAN All MotorHomes with Ford E350 Chassis	
R	17-18	VESTA All MotorHomes with Ford E450 Chassis	
R	01-20	ITASCA CLASS C MOTORHOMES	
R	03-06	JAYCO ESCAPADE All MotorHomes with Ford E350 or E450 Chassis	
R	02-06	GRANITE RIDGE All MotorHomes with Ford E350 or E450 Chassis	
R	02-24	GREYHAWK All MotorHomes with Ford E450 Chassis	
R	07-24	MELBOURNE All MotorHomes with Ford E350 or E450 Chassis	
R	13-24	REDHAWK All MotorHomes with Ford E450 Chassis	
R	18-24	REDHAWK SE All MotorHomes with Ford E450 Chassis	
R		KRYSTAL BUS VARIOUS	
R		LGE COACHWORKS VARIOUS	
R	11-20	NEXUS CLASS C MOTORHOMES	
R	11-24	PHANTOM All MotorHomes with Ford E350 or E450 Chassis	
R	20-24	TRIUMPH All MotorHomes with Ford E350 or E450 Chassis	
R	11-24	VIPER All MotorHomes with Ford E350 or E450 Chassis	
R	00-23	PHOENIX CRUISER All MotorHomes with Ford E350 or E450 Chassis	
R		SHASTA RV ALL MODELS	
R		STARCRAFT BUS CO. E350 & E450 FORD CHASSIS MODELS	
R	92-20	THOMAS TYPE A SCHOOL BUS	
R	14-24	THOR MOTOR COACH AXIS All MotorHomes with Ford E350 or E450 Chassis	
R	99-10	CHATEAU	
R	11-24	CHATEAU All MotorHomes with Ford E350 or E450 Chassis	
R	13	CHATEAU CITATION	
R	08-10	CHATEAU CITATION	
R	11-12	CHATEAU CITATION All MotorHomes with Ford E350 or E450 Chassis	
R	01-11	CITATION	
R	12-16	CITATION All MotorHomes with Ford E350 or E450 Chassis	
R	22-24	ECHELON All MotorHomes with Ford E350 or E450 Chassis	
R	01-10	FOUR WINDS	
R	11-24	FOUR WINDS All MotorHomes with Ford E350 or E450 Chassis	
R	10-11	FREEDOM ELITE	
R	12-23	FREEDOM ELITE All MotorHomes with Ford E350 or E450 Chassis	
R	11-23	OUTLAW All MotorHomes with Ford E350 or E450 Chassis	
R	16-24	QUANTUM All MotorHomes with Ford E350 or E450 Chassis	
R	14-24	VEGAS All MotorHomes with Ford E350 or E450 Chassis	
R		TURTLETOP BUS VARIOUS	
R		WHEELED COACH IND. VARIOUS	
R	07-13	WINNEBAGO ACCESS All MotorHomes with Ford E350 or E450 Chassis	
R	14	ACCESS PREMIER All MotorHomes with Ford E350 or E450 Chassis	
R	18-20	ASPECT	
R	06-17	ASPECT All MotorHomes with Ford E350 or E450 Chassis	
R	18-20	CAMBRIA	
R	09-15	CAMBRIA	
R	16-17	CAMBRIA All MotorHomes with Ford E350 or E450 Chassis	
R	05-08	CAMBRIA All MotorHomes with Ford E350 or E450 Chassis	
R	06-20	MINNIE	
R	99	MINNIE	
R	00-05	MINNIE All MotorHomes with Ford E350 or E450 Chassis	
R	14-24	MINNIE WINNIE All MotorHomes with Ford E350 or E450 Chassis	
R	00-06	MINNIE WINNIE All MotorHomes with Ford E350 or E450 Chassis	

Numerical listing

Shock	POP	Alternative No.	MTG Acc. Supplied
Pos.	Year	Application	
G63623	N	(cont)	142617
R	11-18	OUTLOOK	
R	19-21	OUTLOOK All MotorHomes with Ford E350 or E450 Chassis	
R	06-10	OUTLOOK All MotorHomes with Ford E350 or E450 Chassis	
R	08-15	SPIRIT	
R	16-22	SPIRIT All MotorHomes with Ford E350 or E450 Chassis	
R	00-07	SPIRIT All MotorHomes with Ford E350 or E450 Chassis	
R		WORLD TRANS BUS CO. VARIOUS	
G63866	A		
R		MOR-RYDE SUSPENSION VARIOUS	
R		WORKHORSE VARIOUS	
G64177	C		
R	21-22	COACH HOUSE PLATINUM III All MotorHomes with Ford Transit-350 Chassis	
R	19-22	COACHMEN BEYOND All MotorHomes with Ford Transit-350 Chassis	
R	21-22	CROSS TRAIL TRANSIT All MotorHomes with Ford Transit-350 Chassis	
R	17-22	FOREST RIVER FORESTER TS All MotorHomes with Ford Transit-350 Chassis	
R	17-22	SUNSEEKER TS All MotorHomes with Ford Transit-350 Chassis	
R	19-22	LEISURE TRAVEL WONDER All MotorHomes with Ford Transit-350 Chassis	
R	20-22	PHOENIX TRX All MotorHomes with Ford Transit-350 Chassis	
R	19-22	THOR MOTOR COACH GEMINI All MotorHomes with Ford Transit-350 Chassis	
R	21-22	WINNEBAGO EKKO All MotorHomes with Ford Transit-350 Chassis	

COMPETITIVE & O.E.M. INTERCHANGE LIST
Lista de Intercambios contra Competidores y Equipo Original.
Liste dinterchange de produits compititifs & dquipement original (OEM)

ABC BUS

Abc bus	Gabriel	Upgrade	Abc bus	Gabriel	Upgrade	Abc bus	Gabriel	Upgrade	Abc bus	Gabriel	Upgrade
050134513	85732		12L-5-72	85709		12L588	85729		624313790	85708	
12J-5-10	85733		12L-5-88	85729		3166657	85700		624314040	85708	
12J510	85733		12L5114	85727		6243-13790	85708		680323	85700	
12L-5-114	85727		12L572	85709		6243-14040	85708				

ACDelco

AcDelco	Gabriel	Upgrade	AcDelco	Gabriel	Upgrade	AcDelco	Gabriel	Upgrade	AcDelco	Gabriel	Upgrade
501-13	83318		507-5	85308	89422	508-20	83207	89407	508-68	83209	89414
501-75	83303		507-6	85314	89425	508-21	83214		508-68	85006	
507-1	85304		507-7	85301		508-23	83225		508-71	83314	
507-10	85711		507-8	85301		508-24	83215		508-78	83400	
507-11	85308	89422	507-9	85700		508-26	83203	89436	508-86	83136	
507-13	85704		508-13	85012	89413	508-26	85030	89440	508-87	85071	
507-16	85702		508-14	83216		508-28	83207	89407	508-9	85000	89436
507-17	85304		508-14	85012	89413	508-29	85030	89440	508-90	83136	
507-18	85305		508-15	83216		508-3	83400		550-13	85005	89430
507-19	85700		508-16	83308		508-30	85005	89430	550-73	83303	
507-2	85302	89420	508-17	83312	89409	508-50	G63299		550-73	85005	89430
507-3	85307		508-18	83309		508-52	G63405		550-75	83303	
507-4	85303	89422	508-19	83314		508-57	83123	89405	550-77	83221	

ACF Brill Bus

Acf brill bus	Gabriel	Upgrade	Acf brill bus	Gabriel	Upgrade	Acf brill bus	Gabriel	Upgrade	Acf brill bus	Gabriel	Upgrade
610513	85307		641521	85308	89422	659129	85303	89422	661733	83225	
631237	85308	89422	649648	85308	89422	661732	83215		995891	85307	

Advance Mixer

Advance mixer	Gabriel	Upgrade	Advance mixer	Gabriel	Upgrade	Advance mixer	Gabriel	Upgrade	Advance mixer	Gabriel	Upgrade
12111 ADV	646155		13883	85334		14626 ADV	83209	89414	680087	85334	
13424 ADV	83207	89407	13883 ADV	85334		23458 ADV	83112		85334	85334	

Allco Trailer

Allco trailer	Gabriel	Upgrade	Allco trailer	Gabriel	Upgrade	Allco trailer	Gabriel	Upgrade	Allco trailer	Gabriel	Upgrade
727602	83122	89406									

Alliance

Alliance	Gabriel	Upgrade	Alliance	Gabriel	Upgrade	Alliance	Gabriel	Upgrade	Alliance	Gabriel	Upgrade
ABP N32 G900001	85724	89443	ABP N32 G900027	85331		ABP N32 G900056	83126	89430	ABP N32 G900090	85053	89442
ABP N32 G900002	83203	89436	ABP N32 G900028	85000	89436	ABP N32 G900058	85936	89456	ABP N32 G900091	83396	
ABP N32 G900003	85918	89449	ABP N32 G900030	83127		ABP N32 G900061	85072		ABP N32 G900094	85084	89460
ABP N32 G900004	85320	89429	ABP N32 G900031	85311	89424	ABP N32 G900063	83031		ABP N32 O900001	85724	89443
ABP N32 G900005	85001	89410	ABP N32 G900032	85066	89448	ABP N32 G900068	85047	89435	ABP N32 O900002	83203	89436
ABP N32 G900006	83456	89447	ABP N32 G900033	85023	89415	ABP N32 G900069	83147		ABP N32 O900003	85918	89449
ABP N32 G900007	83125		ABP N32 G900034	85310	89423	ABP N32 G900071	83112		ABP N32 O900004	85320	89429
ABP N32 G900008	83001		ABP N32 G900035	85924	89457	ABP N32 G900072	85656		ABP N32 O900005	85001	89410
ABP N32 G900009	85006		ABP N32 G900036	83124	89407	ABP N32 G900073	85058	89431	ABP N32 O900006	83456	89447
ABP N32 G900010	85013	89414	ABP N32 G900037	85052		ABP N32 G900074	85933	89454	ABP N32 O900007	83125	
ABP N32 G900011	85323	89436	ABP N32 G900038	85069	89455	ABP N32 G900075	85919		ABP N32 O900008	83001	
ABP N32 G900012	83038		ABP N32 G900039	85033	89427	ABP N32 G900076	85012	89413	ABP N32 O900009	85006	
ABP N32 G900013	85931	89458	ABP N32 G900040	85061	89450	ABP N32 G900077	85958		ABP N32 O900010	85013	89414
ABP N32 G900014	83009		ABP N32 G900041	85937		ABP N32 G900078	85088		ABP N32 O900011	85323	89436
ABP N32 G900015	83128	89436	ABP N32 G900043	85316	89426	ABP N32 G900079	85934		ABP N32 O900012	83038	
ABP N32 G900016	85319	89428	ABP N32 G900044	85954		ABP N32 G900080	85061	89450	ABP N32 O900013	85931	89458
ABP N32 G900017	85736		ABP N32 G900046	85045		ABP N32 G900081	85920	89503	ABP N32 O900014	83009	
ABP N32 G900018	83021		ABP N32 G900047	85900		ABP N32 G900082	85738		ABP N32 O900015	83128	89436
ABP N32 G900019	85062	89408	ABP N32 G900049	85957		ABP N32 G900083	85029		ABP N32 O900016	85319	89428
ABP N32 G900020	85067	89451	ABP N32 G900050	83135		ABP N32 G900085	83207	89407	ABP N32 O900017	85736	
ABP N32 G900021	85070	89459	ABP N32 G900051	83317		ABP N32 G900086	85064		ABP N32 O900018	83021	
ABP N32 G900022	85003	89411	ABP N32 G900053	85938		ABP N32 G900087	85030	89440	ABP N32 O900019	85062	89408
ABP N32 G900024	85901		ABP N32 G900054	85005	89430	ABP N32 G900088	83035		ABP N32 O900020	85067	89451
ABP N32 G900025	83017		ABP N32 G900055	83008		ABP N32 G900089	85932	89453	ABP N32 O900021	85070	89459

Important Note: Competitive Interchanges are to be used for stocking purposes only. Where multiple crosses are identified, please reference the applications section of this catalog. / **Remarque importante:** Les interchanges concurrentiels ne s'utilisent qu'aux fins de stocks. Dans le cas de rfrences multiples, consulter la section des applications du catalogue. / **Nota importante:** Dans le cas de rfrences multiples, consultar la section des aplicaciones du catalogue. / **Nota importante:** Se pueden usar intercambios competitivos para propósitos de almacenamiento solamente. Cuando se identifican intercambios múltiples, consulte la sección de aplicaciones de este catálogo.

COMPETITIVE & O.E.M. INTERCHANGE LIST

Lista de Intercambios contra Competidores y Equipo Original.

Liste d'interchange de produits compétitifs & d'équipement original (OEM)

Alliance... cont'd

Alliance	Gabriel	Upgrade	Alliance	Gabriel	Upgrade	Alliance	Gabriel	Upgrade	Alliance	Gabriel	Upgrade
ABP N32 O900022	85003	89411	ABP N32 O900039	85033	89427	ABP N32 O900061	85072		ABP N32 O900082	85738	
ABP N32 O900024	85901		ABP N32 O900040	85061	89450	ABP N32 O900063	83031		ABP N32 O900083	85029	
ABP N32 O900025	83017		ABP N32 O900041	85937		ABP N32 O900068	85047	89435	ABP N32 O900084	85959	
ABP N32 O900027	85331		ABP N32 O900043	85316	89426	ABP N32 O900069	83147		ABP N32 O900085	83207	89407
ABP N32 O900028	85000	89436	ABP N32 O900044	85954		ABP N32 O900071	83112		ABP N32 O900086	85064	
ABP N32 O900029	646155		ABP N32 O900046	85045		ABP N32 O900072	85656		ABP N32 O900087	85030	89440
ABP N32 O900030	83127		ABP N32 O900047	85900		ABP N32 O900073	85058	89431	ABP N32 O900088	83035	
ABP N32 O900031	85311	89424	ABP N32 O900049	85957		ABP N32 O900074	85933	89454	ABP N32 O900089	85932	89453
ABP N32 O900032	85066	89448	ABP N32 O900050	83135		ABP N32 O900075	85919		ABP N32 O900090	85053	89442
ABP N32 O900033	85023	89415	ABP N32 O900051	83317		ABP N32 O900076	85012	89413	ABP N32 O900091	83396	
ABP N32 O900034	85310	89423	ABP N32 O900053	85938		ABP N32 O900077	85958		ABP N32 O900092	83163	
ABP N32 O900035	85924	89457	ABP N32 O900054	85005	89430	ABP N32 O900078	85088		ABP N32 O900093	83137	
ABP N32 O900036	83124	89407	ABP N32 O900055	83008		ABP N32 O900079	85934				
ABP N32 O900037	85052		ABP N32 O900056	83126	89430	ABP N32 O900080	85061	89450			
ABP N32 O900038	85069	89455	ABP N32 O900058	85936	89456	ABP N32 O900081	85920	89503			

AM General

Am general	Gabriel	Upgrade	Am general	Gabriel	Upgrade	Am general	Gabriel	Upgrade	Am general	Gabriel	Upgrade
3166657	85700		5957136	85700		5979484	85302	89420			
4975501	85700		5969438	85700		5979574	85700				
5565748	85700		5978712	85700		5982537	85700				

Arvin Meritor

Arvin meritor	Gabriel	Upgrade	Arvin meritor	Gabriel	Upgrade	Arvin meritor	Gabriel	Upgrade	Arvin meritor	Gabriel	Upgrade
085009	85009		680347	85732		727636	83309		728619	85007	
085014	85014		680464	85005	89430	727639	83312	89409	728621	85009	
085321	85321		680518	85700		727641	83314		728622	85010	
654907	85000	89436	680584	85938		727645	83318		728624	85012	89413
654958	83164		680671	85708		727671	83613		728625	85013	89414
665044	83209	89414	695180	85705	89447	727672	83242		728626	85312	
665724	85000	89436	695214	85722		728601	85001	89410	728628	85314	89425
665746	85000	89436	695348	87018		728603	85003	89411	728631	85029	
665760	85045		727600	89402		728604	85300	89419	728632	85030	89440
665769	85052		727607	83207	89407	728606	85302	89420	728635	85318	
665804	85939		727609	83209	89414	728608	85304		728639	85026	
671091	85069	89455	727614	83214		728609	85305		728640	85027	
671092	85012	89413	727615	83215		728611	85307		728800	85711	
671507	87015		727616	83216		728612	85308	89422	728806	85736	
671707	85323	89436	727619	83219		728614	85310	89423	728812	85705	89447
680102	85712		727625	83225		728615	85311	89424	7805-N-1002	85329	
680322	85704		727628	83301		728616	85004		7805-S-1007	85329	
680331	85702		727630	83303		728617	85005	89430	7805N1002	85329	
680337	85708		727635	83308		728618	85006		7805S1007	85329	

Autocar LLC.

Autocar llc.	Gabriel	Upgrade	Autocar llc.	Gabriel	Upgrade	Autocar llc.	Gabriel	Upgrade	Autocar llc.	Gabriel	Upgrade
03-1106460	85005	89430	3946210	83103		60670-005L	83137		60680003L	83112	
031106460	85005	89430	60657-003	85072		60670005	83137		60680004	83143	
1011839	83216		60657-003L	85072		60670005L	83137		60680004L	83143	
28CFG-910	83216		60657003	85072		60675-003	85976		60680005	83142	
28CFG-910Z	83216		60657003L	85072		60675-003L	85976		60680005L	83142	
28CFG910	83216		60665-011	85967		60675003	85976		65458PS	85908	
28CFG910Z	83216		60665-013	85965		60675003L	85976		660186	83216	
28R010	83216		60665-025	85036	89405	60680-003	83112		800670	85060	
35901-3201	85024		60665-025L	85036	89405	60680-003L	83112		800781	85314	89425
359013201	85024		60665011	85967		60680-004	83143		8026658	85046	89434
37301-3201	85027		60665013	85965		60680-004L	83143				
37301-3202	85026		60665025	85036	89405	60680-005	83142				
373013201	85027		60665025L	85036	89405	60680-005L	83142				
373013202	85026		60670-005	83137		60680003	83112				

Important Note: Competitive Interchanges are to be used for stocking purposes only. Where multiple crosses are identified, please reference the applications section of this catalog. / **Remarque importante:** Les interchanges concurrentiels ne s'utilisent qu'aux fins de stocks. Dans le cas de références multiples, consulter la section des applications du catalogue. / **Nota importante:** Dans le cas de referencias multiples, consultar la sección de aplicaciones del catálogo. / **Nota importante:** Se pueden usar intercambios competitivos para propósitos de almacenamiento solamente. Cuando se identifican intercambios múltiples, consulte la sección de aplicaciones de este catálogo.

COMPETITIVE & O.E.M. INTERCHANGE LIST
Lista de Intercambios contra Competidores y Equipo Original.
Liste dinterchange de produits comptitifs & dquipement original (OEM)

Autocar LLC.... cont'd

Autocar llc.	Gabriel	Upgrade	Autocar llc.	Gabriel	Upgrade	Autocar llc.	Gabriel	Upgrade	Autocar llc.	Gabriel	Upgrade
8071524	85024		A3591004-001	85072		A3711405-001	85908		A3730008-001	85086	
849246	83216		A3591004001	85072		A3711405001	85908		A3730008001	85086	

Batco

Batco	Gabriel	Upgrade	Batco	Gabriel	Upgrade	Batco	Gabriel	Upgrade	Batco	Gabriel	Upgrade
1083203	83203	89436	1083310	83221		1085300	85300	89419	1087001	85734	
1083204	83204		1083317	83317		1085301	85301		1087006	85736	
1083207	83207	89407	1085003	85003	89411	1085305	85305				
1083209	83209	89414	1085005	85005	89430	1085308	85308	89422			
1083225	83225		1085007	85007		1085311	85311	89424			

Beck Bus

Beck bus	Gabriel	Upgrade	Beck bus	Gabriel	Upgrade	Beck bus	Gabriel	Upgrade	Beck bus	Gabriel	Upgrade
14QK-140	85304		14QK-2102	85304		14QK140	85304		14QK2102	85304	

Benson Truck Bodies Inc.

Benson truck bodies inc.	Gabriel	Upgrade	Benson truck bodies inc.	Gabriel	Upgrade	Benson truck bodies inc.	Gabriel	Upgrade	Benson truck bodies inc.	Gabriel	Upgrade
90044089	83124	89407	A-20002	85000	89436	A20002	85000	89436			

Bering Truck Corp.

Bering truck corp.	Gabriel	Upgrade	Bering truck corp.	Gabriel	Upgrade	Bering truck corp.	Gabriel	Upgrade	Bering truck corp.	Gabriel	Upgrade
47902-24	83137		4790224	83137							

Berkshire Coach

Berkshire coach	Gabriel	Upgrade	Berkshire coach	Gabriel	Upgrade	Berkshire coach	Gabriel	Upgrade	Berkshire coach	Gabriel	Upgrade
8C24-18045-DA	G63622		8C2418080DB	G63623		8C2Z18124D	G63622		ASH-1154	G63622	
8C24-18080-DB	G63623		8C2Z-18124-D	G63622		8C2Z18125D	G63623		ASH1136	G63623	
8C2418045DA	G63622		8C2Z-18125-D	G63623		ASH-1136	G63623		ASH1154	G63622	

Bilstein

Bilstein	Gabriel	Upgrade	Bilstein	Gabriel	Upgrade	Bilstein	Gabriel	Upgrade	Bilstein	Gabriel	Upgrade
14-186629	85125		24-186414	85029		B46-2151	85007		F4-BE5-F324-H0	85125	
24-015943	85013	89414	B46-1594	85013	89414	F4-B46-1594-H0	85013	89414	F4-BE5-F325-H0	85124	
24-017329	85030	89440	B46-1594	85030	89440	F4-B46-1725-H2	85029				
24-153249	85125		B46-1725	85029		F4-B46-1732-H1	85030	89440			
24-153256	85124		B46-1732	85030	89440	F4-BE5-B492-H0	85125				

Blue Bird

Blue bird	Gabriel	Upgrade	Blue bird	Gabriel	Upgrade	Blue bird	Gabriel	Upgrade	Blue bird	Gabriel	Upgrade
00020317	85036	89405	1317767	85029		3001316546	85006		58913008	85959	
00085991	85006		1526417	85052		3001317767	85029		58913008L	85959	
00110808	83124	89407	1658533	85010		303-1350628	85712		58913009	85959	
00119797	85959		1667831	85029		3031350628	85712		58913009L	85959	
00119798	85106		1668722	85030	89440	305-0961284	85734		58913010	85106	
0014605	85036	89405	1668730	85013	89414	3050961284	85734		58913010L	85106	
0014985	83137		1707405	85005	89430	471700000428	85006		58913011	85959	
0015222	85919		1722222	85013	89414	471700000456	85959		58913011L	85959	
0020326	85976		1746163	85006		471700000464	85090		59057-001	83137	
0040015	85919		1750793	85712		471700002919	85106		59057-002	85036	89405
0055008	85959		1962422	85304		471700131545	85006		59057001	83137	
0055017	85959		1962430	83207	89407	4760958	85086		59057002	85036	89405
00614966	85307		2021459	85012	89413	481700131438	85919		59483-000	85919	
0075916	85086		300-0614966	85307		58913-007	85959		59483000	85919	
0085990	85959		300-0614974	85304		58913-007L	85959		60665-004	85036	89405
0088035	85090		300-0823047	85736		58913-008	85959		60665-005	85919	
0106303	85106		300-0823054	85304		58913-008L	85959		60665-005L	85919	
01722214	85030	89440	300-09612284	85734		58913-009	85959		60665003	83137	
0523047	85736		300-1316546	85006		58913-009L	85959		60665005	85919	
060665-003	83137		300-1317767	85029		58913-010	85106		60665005L	85919	
060665-004	85036	89405	3000614966	85307		58913-010L	85106		609180	85304	
0823054	85304		3000614974	85304		58913-011	85959				
1004167	85712		3000823047	85736		58913-011L	85959				
1217934	85304		3000823054	85304		58913007	85959				
1316546	85006		30009612284	85734		58913007L	85959				

Important Note: Competitive Interchanges are to be used for stocking purposes only. Where multiple crosses are identified, please reference the applications section of this catalog. / **Remarque importante:** Les interchanges concurrentiels ne s'utilisent qu'aux fins de stocks. Dans le cas de rfrences multiples, consulter la section des applications du catalogue. / **Nota importante:** Dans le cas de rfrences multiples, consultar la section des aplicaciones del catalogo. / **Nota importante:** Se pueden usar intercambios competitivos para propósitos de almacenamiento solamente. Cuando se identifican intercambios múltiples, consulte la sección de aplicaciones de este catálogo.

COMPETITIVE & O.E.M. INTERCHANGE LIST

Lista de Intercambios contra Competidores y Equipo Original.

Liste d'interchange de produits compétitifs & d'équipement original (OEM)

Blue Bird... cont'd

Blue bird	Gabriel	Upgrade	Blue bird	Gabriel	Upgrade	Blue bird	Gabriel	Upgrade	Blue bird	Gabriel	Upgrade
60998-001	85006		680155	85712		8C2Z-18124-D	G63622		A-4890	85712	
60998-002	85919		680783	85304		8C2Z-18125-D	G63623		A4890	85712	
60998-002L	85919		70317	89402		8C2Z18124D	G63622		AMS65109	85058	89431
60998-003	85006		70397	85006		8C2Z18125D	G63623		AMS65110	85005	89430
60998001	85006		7805-M-1001	85919		90-1813	85712		AMS65119	85029	
60998002	85919		7805-N-1002	85329		90-1951-SP1	85734		ASH-1136	G63623	
60998002L	85919		7805-S-1007	85329		90-1968	85712		ASH-1154	G63622	
60998003	85006		7805M1001	85919		90-1968	85720		ASH1136	G63623	
614958	85307		7805N1002	85329		90-1968-SP1	85712		ASH1154	G63622	
614974	85304		7805S1007	85329		90044448	85051		AT-163G	G63622	
65992-003	85959		87001-01A	85734		90044915	83127		AT-164G	G63623	
65992-004	85106		8700101A	85734		90045083	85910		AT163G	G63622	
65992003	85959		8C24-18045-DA	G63622		901813	85712		AT164G	G63623	
65992004	85106		8C24-18080-DB	G63623		901951SP1	85734				
671933	85919		8C2418045DA	G63622		901968	85712				
680102	85712		8C2418080DB	G63623		901968SP1	85712				

BOGE

Boge	Gabriel	Upgrade	Boge	Gabriel	Upgrade	Boge	Gabriel	Upgrade	Boge	Gabriel	Upgrade
40-A85-0	85708										

Boystun Equipment Manufacturing

Boystun equipment manufacturing	Gabriel	Upgrade	Boystun equipment manufacturing	Gabriel	Upgrade	Boystun equipment manufacturing	Gabriel	Upgrade	Boystun equipment manufacturing	Gabriel	Upgrade
1253069B000	85005	89430									

Brockway School Bus

Brockway school bus	Gabriel	Upgrade	Brockway school bus	Gabriel	Upgrade	Brockway school bus	Gabriel	Upgrade	Brockway school bus	Gabriel	Upgrade
14QK-281P10	85305		14QK281P10	85305		152398	85304		515231	85303	89422
14QK-282P1	83216		14QK282P1	83216		152412	83215		530873	83207	89407
14QK-282P3	83216		14QK282P3	83216		508657	85307		532397	85307	

Built Rite

Built rite	Gabriel	Upgrade	Built rite	Gabriel	Upgrade	Built rite	Gabriel	Upgrade	Built rite	Gabriel	Upgrade
318-06-100	85006		31806100	85006		70039	85303	89422	70041	85305	

Bull Dog

Bull dog	Gabriel	Upgrade	Bull dog	Gabriel	Upgrade	Bull dog	Gabriel	Upgrade	Bull dog	Gabriel	Upgrade
HD1113-0406	83400		HD1214-0496	83041		HD1214-0546	83008		HD1214-0576	83029	
HD1114-0257	83026		HD1214-0497	83054		HD1214-0550	83314		HD1214-0579	83221	
HD1114-0258	83169		HD1214-0499	85045		HD1214-0551	83126	89430	HD1214-0580	83209	89414
HD1116-0033	85311	89424	HD1214-0500	83128	89436	HD1214-0551	83207	89407	HD1214-0593	83120	
HD1116-0034	85711		HD1214-0507	646155		HD1214-0553	83045		HD1214-0595	83308	
HD1116-0036	85736		HD1214-0508	83203	89436	HD1214-0554	83048		HD1214-0597	85066	89448
HD1116-0041	85300	89419	HD1214-0526	83613		HD1214-0556	83136		HD1214-0602	83120	
HD1116-0043	85303	89422	HD1214-0528	83112		HD1214-0557	83101		HD1214-0603	83150	
HD1116-0044	85302	89420	HD1214-0530	83123	89405	HD1214-0558	83169		HD1214-0605	85012	89413
HD1116-0045	85712		HD1214-0531	83130		HD1214-0559	83309		HD1214-0607	83154	
HD1116-0046	85702		HD1214-0532	83125		HD1214-0560	83141		HD1214-0608	83303	
HD1116-0047	85304		HD1214-0533	83124	89407	HD1214-0561	85071		HD1214-0609	85310	89423
HD1116-0048	85711		HD1214-0534	83127		HD1214-0562	83312	89409	HD1214-0610	83027	
HD1116-0049	85729		HD1214-0534	83207	89407	HD1214-0563	83215		HD1214-0611	83134	
HD1116-0050	85970		HD1214-0535	83009		HD1214-0564	83312	89409	HD1214-0612	85033	89427
HD1116-0051	85341		HD1214-0536	83042		HD1214-0565	83110		HD1214-0613	83022	
HD1116-0052	85727		HD1214-0537	83051		HD1214-0566	83123	89405	HD1214-0614	83015	
HD1116-0059	85332		HD1214-0538	83038		HD1214-0567	83215		HD1214-0636	83047	
HD1213-0651	83021		HD1214-0539	83126	89430	HD1214-0568	83225		HD1214-0637	83059	
HD1213-0652	83031		HD1214-0540	83029		HD1214-0568	85007		HD1214-0639	83004	
HD1213-0674	83401		HD1214-0540	83515		HD1214-0569	83035		HD1214-0640	83216	
HD1213-0679	83023		HD1214-0541	83019		HD1214-0571	83159				
HD1213-0680	83017		HD1214-0542	85052		HD1214-0572	83163				
HD1213-0705	85006		HD1214-0544	83001		HD1214-0573	83025				
HD1213-0707	83034		HD1214-0545	83456	89447	HD1214-0574	83103				

Important Note: Competitive Interchanges are to be used for stocking purposes only. Where multiple crosses are identified, please reference the applications section of this catalog. / **Remarque importante:** Les interchanges concurrentiels ne s'utilisent qu'aux fins de stocks. Dans le cas de références multiples, consulter la section des applications du catalogue. / **Nota importante:** Dans le cas de referencias multiples, consultar la sección de aplicaciones del catálogo. / **Nota importante:** Se pueden usar intercambios competitivos para propósitos de almacenamiento solamente. Cuando se identifican intercambios múltiples, consulte la sección de aplicaciones de este catálogo.

COMPETITIVE & O.E.M. INTERCHANGE LIST

Lista de Intercambios contra Competidores y Equipo Original.

Liste d'interchange de produits compititifs & d'equipement original (OEM)

Bull Dog... cont'd

Bull dog	Gabriel	Upgrade	Bull dog	Gabriel	Upgrade	Bull dog	Gabriel	Upgrade	Bull dog	Gabriel	Upgrade
HD1214-0641	83216		HD1215-0041	85931	89458	HD1215-0077	85900		HD1215-0116	85058	89431
HD1214-0642	83135		HD1215-0042	85014		HD1215-0078	85036	89405	HD1215-0117	85910	
HD1214-0644	83635		HD1215-0042	85906	89407	HD1215-0079	85919		HD1215-0118	83160	
HD1214-0645	83119		HD1215-0043	85013	89414	HD1215-0080	85954		HD1215-0119	85954	
HD1214-0655	83130		HD1215-0044	85046	89434	HD1215-0081	83136		HD1215-0122	85090	
HD1214-0656	83103		HD1215-0045	85013	89414	HD1215-0082	85311	89424	HD1215-0123	83131	
HD1214-0657	83164		HD1215-0046	85045		HD1215-0083	85978		HD1215-0124	85024	
HD1214-0658	83308		HD1215-0046	85939		HD1215-0084	83135		HD1215-0125	85080	
HD1214-0660	83107		HD1215-0047	85934		HD1215-0084	83163		HD1215-0125	85081	
HD1214-0661	83318		HD1215-0048	85084	89460	HD1215-0085	85310	89423	HD1215-0126	85376	
HD1215-0018	85724	89443	HD1215-0048	85989		HD1215-0086	85936	89456	HD1215-0127	85082	
HD1215-0020	85070	89459	HD1215-0049	85047	89435	HD1215-0088	85006		HD1215-0128	85054	
HD1215-0021	85901		HD1215-0051	85026		HD1215-0089	85303	89422	HD1215-0129	85967	
HD1215-0022	85928		HD1215-0051	85081		HD1215-0090	85972		HD1215-0132	83143	
HD1215-0022	85957		HD1215-0052	85316	89426	HD1215-0091	85321		HD1215-0133	83122	89406
HD1215-0023	85031		HD1215-0053	85933	89454	HD1215-0091	85916	89430	HD1215-0134	89402	
HD1215-0024	85918	89449	HD1215-0054	85909		HD1215-0092	85916	89430	HD1215-0135	85040	
HD1215-0024	85920	89503	HD1215-0055	85656		HD1215-0093	83209	89414	HD1215-0136	85102	
HD1215-0025	85918	89449	HD1215-0056	85012	89413	HD1215-0094	83142		HD1215-0147	85927	
HD1215-0025	85958		HD1215-0058	85053	89442	HD1215-0095	83175		HD1215-0148	85181	
HD1215-0026	85331		HD1215-0059	83123	89405	HD1215-0096	85029		HD1215-0149	85700	
HD1215-0027	85924	89457	HD1215-0060	85959		HD1215-0097	85300	89419	HD1215-0150	85029	
HD1215-0028	85003	89411	HD1215-0061	85012	89413	HD1215-0100	85648		HD1215-0151	85010	
HD1215-0029	85320	89429	HD1215-0062	85910		HD1215-0102	85938		HD1215-0152	83144	
HD1215-003	85033	89427	HD1215-0063	83317		HD1215-0103	85932	89453	HD1215-0154	85995	
HD1215-0030	85066	89448	HD1215-0064	85319	89428	HD1215-0104	85956		HD1215-0156	83136	
HD1215-0030	85088		HD1215-0065	85937		HD1215-0106	85323	89436	HD1215-0157	85030	89440
HD1215-0031	85069	89455	HD1215-0066	85029		HD1215-0106	85738		HD1215-0160	85125	
HD1215-0032	85062	89408	HD1215-0067	83111		HD1215-0107	85001	89410	HD1215-0161	85929	
HD1215-0033	85311	89424	HD1215-0069	85072		HD1215-0108	85030	89440	HD1215-0165	85338	
HD1215-0034	85067	89451	HD1215-0071	85005	89430	HD1215-0109	85065		HD1216-0005	87015	
HD1215-0036	85001	89410	HD1215-0072	85938		HD1215-0110	83122	89406	HD1294-0002	632147	
HD1215-0038	85023	89415	HD1215-0073	85976		HD1215-0111	85043		HD5115-0001	665937	
HD1215-0039	85000	89436	HD1215-0074	85061	89450	HD1215-0113	85736				
HD1215-0040	83128	89436	HD1215-0075	85052		HD1215-0114	85058	89431			
HD1215-0041	85923	89458	HD1215-0076	85069	89455	HD1215-0115	85058	89431			

Bus & Truck Co.

Bus & truck co.	Gabriel	Upgrade	Bus & truck co.	Gabriel	Upgrade	Bus & truck co.	Gabriel	Upgrade	Bus & truck co.	Gabriel	Upgrade
680091	85303	89422	70039	85303	89422	70041	85305				

Cargomaxx

Cargomaxx	Gabriel	Upgrade	Cargomaxx	Gabriel	Upgrade	Cargomaxx	Gabriel	Upgrade	Cargomaxx	Gabriel	Upgrade
441 - 646155	646155		441 - 83122	83122	89406	441 - 831636422	83163		441 - 85001	85001	89410
441 - 83001	83001		441 - 83123	83123	89405	441 - 832036634	83203	89436	441 - 85003	85003	89411
441 - 83008	83008		441 - 83124	83124	89407	441 - 832036893	83203	89436	441 - 85005	85005	89430
441 - 83009	83009		441 - 83125	83125		441 - 83209	83209	89414	441 - 850065482	85006	
441 - 83021	83021		441 - 83126	83126	89430	441 - 83215	83215		441 - 850065505	85006	
441 - 83025	83025		441 - 83126833	83126	89430	441 - 83221	83221		441 - 85012	85012	89413
441 - 83031	83031		441 - 83126897	83126	89430	441 - 83309	83309		441 - 850125113	85012	89413
441 - 83038	83038		441 - 83126969	83126	89430	441 - 83321	83321	89409	441 - 850135401	85013	89414
441 - 83041	83041		441 - 83127	83127		441 - 83309	83309		441 - 850135420	85013	89414
441 - 83042	83042		441 - 83128	83128	89436	441 - 833126668	83312	89409	441 - 85023	85023	89415
441 - 83048	83048		441 - 83130	83130		441 - 83317	83317		441 - 85024	85024	
441 - 83051	83051		441 - 83136	83136		441 - 83456	83456	89447	441 - 85026	85026	
441 - 83110	83110		441 - 83142	83142		441 - 83515	83515		441 - 85029	85029	
441 - 83111	83111		441 - 83143	83143		441 - 83613	83613		441 - 850295451	85029	
441 - 83112	83112		441 - 83156	83156		441 - 850005416	85000	89436	441 - 85030	85030	89440
			441 - 831635143	83163		441 - 850005419	85000	89436			

Important Note: Competitive Interchanges are to be used for stocking purposes only. Where multiple crosses are identified, please reference the applications section of this catalog. / **Remarque importante:** Les interchanges concurrentiels ne s'utilisent qu'aux fins de stocks. Dans le cas de rfrances multiples, consulter la section des applications du catalogue. / **Nota importante:** Dans le cas de rfrances multiples, consulter la section des applications du catalogue. / **Nota importante:** Se pueden usar intercambios competitivos para propósitos de almacenamiento solamente. Cuando se identifican intercambios múltiples, consulte la sección de aplicaciones de este catálogo.

COMPETITIVE & O.E.M. INTERCHANGE LIST

Lista de Intercambios contra Competidores y Equipo Original.

Liste d'interchange de produits compétitifs & d'équipement original (OEM)

CargoMaxx... cont'd

Cargomaxx	Gabriel	Upgrade	Cargomaxx	Gabriel	Upgrade	Cargomaxx	Gabriel	Upgrade	Cargomaxx	Gabriel	Upgrade
441 - 85031	85031		441 - 850695528	85069	89455	441 - 85320	85320	89429	441 - 85931	85931	89458
441 - 85033	85033	89427	441 - 85070	85070	89459	441 - 85321	85321		441 - 85932	85932	89453
441 - 850365411	85036	89405	441 - 85072	85072		441 - 85323	85323	89436	441 - 85933	85933	89454
441 - 850365481	85036	89405	441 - 85084	85084	89460	441 - 85724	85724	89443	441 - 85934	85934	
441 - 85045	85045		441 - 85090	85090		441 - 85736	85736		441 - 85936	85936	89456
441 - 85046	85046	89434	441 - 85119	85119		441 - 85738	85738		441 - 85937	85937	
441 - 85047	85047	89435	441 - 85300	85300	89419	441 - 85900	85900		441 - 85938	85938	
441 - 850525510	85052		441 - 853006861	85300	89419	441 - 85901	85901		441 - 85939	85939	
441 - 850526607	85052		441 - 85302	85302	89420	441 - 85906	85906	89407	441 - 85954	85954	
441 - 85053	85053	89442	441 - 85303	85303	89422	441 - 85909	85909		441 - 85956	85956	
441 - 850585109	85058	89431	441 - 85310	85310	89423	441 - 85910	85910		441 - 85957	85957	
441 - 850585478	85058	89431	441 - 853104409	85310	89423	441 - 859185140	85918	89449	441 - 85959	85959	
441 - 85061	85061	89450	441 - 853114417	85311	89424	441 - 859185148	85918	89449	441 - 85972	85972	
441 - 85062	85062	89408	441 - 853115402	85311	89424	441 - 85919	85919		441 - 85976	85976	
441 - 85066	85066	89448	441 - 853115444	85311	89424	441 - 85924	85924	89457	441 - 85978	85978	
441 - 85067	85067	89451	441 - 85316	85316	89426	441 - 85925	85648		441 - 87015	87015	
441 - 850695468	85069	89455	441 - 85319	85319	89428	441 - 85926	85656				

Carpenter Bus

Carpenter bus	Gabriel	Upgrade	Carpenter bus	Gabriel	Upgrade	Carpenter bus	Gabriel	Upgrade	Carpenter bus	Gabriel	Upgrade
0272-SS5	85712		0272SS5	85712		63-0001	85713		630001	85713	

Cascade Trailer

Cascade trailer	Gabriel	Upgrade	Cascade trailer	Gabriel	Upgrade	Cascade trailer	Gabriel	Upgrade	Cascade trailer	Gabriel	Upgrade
120-1	83125		1201	83125							

Caterpillar

Caterpillar	Gabriel	Upgrade	Caterpillar	Gabriel	Upgrade	Caterpillar	Gabriel	Upgrade	Caterpillar	Gabriel	Upgrade
060665-011	85967		60665-011L	85967		60680-004	83143		60680005	83142	
60657-003	85072		60665011	85967		60680-004L	83143		60680005L	83142	
60657-003L	85072		60670-005	83137		60680-005	83142		H60680004	83143	
60657003	85072		60670-005L	83137		60680-005L	83142		HDR60680-005	83142	
60657003L	85072		60670005	83137		60680004	83143		HDR60680005	83142	
60665-011	85967		60670005L	83137		60680004L	83143				

Challenge Cook

Challenge cook	Gabriel	Upgrade	Challenge cook	Gabriel	Upgrade	Challenge cook	Gabriel	Upgrade	Challenge cook	Gabriel	Upgrade
1540212	646155		1540459	646155		632147	632147		632155	646177	

Chalmers Suspension

Chalmers suspension	Gabriel	Upgrade	Chalmers suspension	Gabriel	Upgrade	Chalmers suspension	Gabriel	Upgrade	Chalmers suspension	Gabriel	Upgrade
21335	G63355		800781	85314	89425	K880247	85060				
665174	85060		K800199	85060		K880248	85314	89425			
800670	85060		K880233	85060		K880642	85060				

Champion Bus Inc.

Champion bus inc.	Gabriel	Upgrade	Champion bus inc.	Gabriel	Upgrade	Champion bus inc.	Gabriel	Upgrade	Champion bus inc.	Gabriel	Upgrade
22064230	83136		8C2Z-18124-D	G63622		ASH-1154	G63622		AT163G	G63622	
8C24-18045-DA	G63622		8C2Z-18125-D	G63623		ASH1136	G63623		AT164G	G63623	
8C24-18080-DB	G63623		8C2Z18124D	G63622		ASH1154	G63622				
8C2418045DA	G63622		8C2Z18125D	G63623		AT-163G	G63622				
8C2418080DB	G63623		ASH-1136	G63623		AT-164G	G63623				

Chance Coach

Chance coach	Gabriel	Upgrade	Chance coach	Gabriel	Upgrade	Chance coach	Gabriel	Upgrade	Chance coach	Gabriel	Upgrade
2021459	85012	89413	59039	83207	89407	6893	83203	89436			
270-6708	85014		665017	85014		728600	83203	89436			
2706708	85014		6892	83207	89407	AS789B	85014				

Chevrolet

Chevrolet	Gabriel	Upgrade	Chevrolet	Gabriel	Upgrade	Chevrolet	Gabriel	Upgrade	Chevrolet	Gabriel	Upgrade
1-51630-217-0	83114		1202-0032	83016		15174902	85071				
1-51630-217-1	83114		12020012	83023		15588554	83136				
1-51630-219-1	83114		12020032	83016		15887728	83136				
1202-0012	83023		15123676	83136		19152843	83136				

Important Note: Competitive Interchanges are to be used for stocking purposes only. Where multiple crosses are identified, please reference the applications section of this catalog. / **Remarque importante:** Les interchanges concurrentiels ne s'utilisent qu'aux fins de stocks. Dans le cas de références multiples, consulter la section des applications du catalogue. / **Nota importante:** Dans le cas de referencias multiples, consultar la sección de aplicaciones del catálogo. / **Nota importante:** Se pueden usar intercambios competitivos para propósitos de almacenamiento solamente. Cuando se identifican intercambios múltiples, consulte la sección de aplicaciones de este catálogo.

COMPETITIVE & O.E.M. INTERCHANGE LIST
Lista de Intercambios contra Competidores y Equipo Original.
Liste dinterchange de produits compititifs & dquipement original (OEM)

Chevrolet... cont'd

Chevrolet	Gabriel	Upgrade	Chevrolet	Gabriel	Upgrade	Chevrolet	Gabriel	Upgrade	Chevrolet	Gabriel	Upgrade
22002293	83126	89430	22017531	83303		3171068	83216		4984526	83216	
22002295	83303		22046483	85304		3171069	85304		5544060	85302	89420
22007700	83207	89407	2204683	85304		3171462	83126	89430	5552451	85308	89422
22007701	83126	89430	22052336	85304		3192657	83216		5552452	85303	89422
22007750	83207	89407	22064230	83136		3192890	83126	89430	5552456	85307	
22007751	83303		22064232	85071		3192892	83221		5552552	85303	89422
22007753	83303		22064233	83136		4940600	83209	89414	88982682	83136	
22012065	85304		22064432	83221		4940606	83126	89430	88982684	83136	
22012090	85308	89422	22064804	83136		4940614	83216		88982686	85071	
22012091	85303	89422	22064805	83136		4940662	83126	89430	9-51630-666-0	85012	89413
22012095	83126	89430	22064806	83136		4963853	83216		9-51630-666-2	85012	89413
22012096	83221		22064807	83136		4963854	83216		9516306660	85012	89413
22012166	83126	89430	22165187	83136		4975467	83207	89407	9516306662	85012	89413
22012169	83221		22165188	83136		4975494	83207	89407			
22012196	83221		22165189	83136		4975497	83126	89430			
22017530	83303		22166442	83136		4975510	83221				

Chrysler

Chrysler	Gabriel	Upgrade	Chrysler	Gabriel	Upgrade	Chrysler	Gabriel	Upgrade	Chrysler	Gabriel	Upgrade
2961043	G63183		3633744	G63183		3638112	G63183				

Clark Equipment

Clark equipment	Gabriel	Upgrade	Clark equipment	Gabriel	Upgrade	Clark equipment	Gabriel	Upgrade	Clark equipment	Gabriel	Upgrade
355778	85315		5532675	85307		680042	85301				

CNH Global NV.

Cnh global nv.	Gabriel	Upgrade	Cnh global nv.	Gabriel	Upgrade	Cnh global nv.	Gabriel	Upgrade	Cnh global nv.	Gabriel	Upgrade
87019546	83022		87268250	83021							

Coach House

Coach house	Gabriel	Upgrade	Coach house	Gabriel	Upgrade	Coach house	Gabriel	Upgrade	Coach house	Gabriel	Upgrade
8C24-18045-DA	G63622		8C2Z-18124-D	G63622		ASH-1136	G63623		AT-163G	G63622	
8C24-18080-DB	G63623		8C2Z-18125-D	G63623		ASH-1154	G63622		AT-164G	G63623	
8C2418045DA	G63622		8C2Z18124D	G63622		ASH1136	G63623		AT163G	G63622	
8C2418080DB	G63623		8C2Z18125D	G63623		ASH1154	G63622		AT164G	G63623	

Coachmen

Coachmen	Gabriel	Upgrade	Coachmen	Gabriel	Upgrade	Coachmen	Gabriel	Upgrade	Coachmen	Gabriel	Upgrade
141700131809	85029		8C24-18045-DA	G63622		ASH-1154	G63622		ASH1230	83122	89406
141700131810	83160		8C24-18080-DB	G63623		ASH-1205	83209	89414	ASH137	83122	89406
16-16736-000	85029		8C2418045DA	G63622		ASH-1206	83122	89406	ASH25822	83209	89414
16-16737-000	83160		8C2418080DB	G63623		ASH-1228	83209	89414	ASH25823	83209	89414
16-16873-000	85029		8C2Z-18124-D	G63622		ASH-1229	83209	89414	ASH25824	83122	89406
16-16874-000	83160		8C2Z-18125-D	G63623		ASH-1230	83122	89406	ASH294	83209	89414
16-18103-000	85900		8C2Z18124D	G63622		ASH-137	83122	89406	AT-163G	G63622	
1616736000	85029		8C2Z18125D	G63623		ASH-25822	83209	89414	AT-164G	G63623	
1616737000	83160		9U94-18045-AA	83209	89414	ASH-25823	83209	89414	AT-620	83209	89414
1616873000	85029		9U94-18080-AA	83122	89406	ASH-25824	83122	89406	AT-621	83122	89406
1616874000	83160		9U9418045AA	83209	89414	ASH-294	83209	89414	AT-766	83209	89414
1618103000	85900		9U9418080AA	83122	89406	ASH1022	83209	89414	AT163G	G63622	
1C34-18045-AA	83209	89414	9U9Z-18124-A	83209	89414	ASH1023	83122	89406	AT164G	G63623	
1C34-18045-JA	83209	89414	9U9Z-18125-A	83122	89406	ASH1136	G63623		AT620	83209	89414
1C3418045AA	83209	89414	9U9Z18124A	83209	89414	ASH1154	G63622		AT621	83122	89406
1C3418045JA	83209	89414	9U9Z18125A	83122	89406	ASH1205	83209	89414	AT766	83209	89414
481700000493	85900		ASH-1022	83209	89414	ASH1206	83122	89406	F4-BE5-C832-MO	83124	89407
66153-002	83124	89407	ASH-1023	83122	89406	ASH1228	83209	89414	F4BE5C832MO	83124	89407
66153002	83124	89407	ASH-1136	G63623		ASH1229	83209	89414			

Cofap

Cofap	Gabriel	Upgrade	Cofap	Gabriel	Upgrade	Cofap	Gabriel	Upgrade	Cofap	Gabriel	Upgrade
45011	85702		45056	85315		45117	85918	89449	8482	85026	
45054	85301		45058	85301		45139C-Y	85901		L-12039	85065	

Important Note: Competitive Interchanges are to be used for stocking purposes only. Where multiple crosses are identified, please reference the applications section of this catalog. / **Remarque importante:** Les interchanges concurrentiels ne s'utilisent qu'aux fins de stocks. Dans le cas de rferences multiples, consulter la section des applications du catalogue. / **Nota importante:** Dans le cas de rferences multiples, consulte la section des aplicaciones du catalogue. / **Nota importante:** Se pueden usar intercambios competitivos para propósitos de almacenamiento solamente. Cuando se identifican intercambios múltiples, consulte la sección de aplicaciones de este catálogo.

COMPETITIVE & O.E.M. INTERCHANGE LIST
Lista de Intercambios contra Competidores y Equipo Original.
Liste dinterchange de produits comptitifs & dquipement original (OEM)

Cofap... cont'd

Cofap	Gabriel	Upgrade	Cofap	Gabriel	Upgrade	Cofap	Gabriel	Upgrade	Cofap	Gabriel	Upgrade
L-12687	83030		L-12703	85071		L-12713	83136				

Collins Bus Corp.

Collins bus corp.	Gabriel	Upgrade	Collins bus corp.	Gabriel	Upgrade	Collins bus corp.	Gabriel	Upgrade	Collins bus corp.	Gabriel	Upgrade
ASH-1136	G63623		ASH-1154	G63622		ASH1136	G63623		ASH1154	G63622	

Continental Trailways-Eagle Intl.

Continental trailways-eagle intl.	Gabriel	Upgrade	Continental trailways-eagle intl.	Gabriel	Upgrade	Continental trailways-eagle intl.	Gabriel	Upgrade	Continental trailways-eagle intl.	Gabriel	Upgrade
01-0100-020	85307		010100905	85303	89422	6-05-5	85307		70039	85303	89422
01-0100-905	85303	89422	5394467	85305		6055	85307		70041	85305	
010100020	85307		5532026	85304		680091	85303	89422			

Country Coach

Country coach	Gabriel	Upgrade	Country coach	Gabriel	Upgrade	Country coach	Gabriel	Upgrade	Country coach	Gabriel	Upgrade
10-13634-000	85918	89449	471700000449	85918	89449	8C2Z-18124-D	G63622		AT-163G	G63622	
10-13760-000	85959		471700002809	85724	89443	8C2Z-18125-D	G63623		AT-164G	G63623	
10-13809-000	85958		471700002991	85959		8C2Z18124D	G63622		AT163G	G63622	
1013634000	85918	89449	471700003920	85958		8C2Z18125D	G63623		AT164G	G63623	
1013760000	85959		8C24-18045-DA	G63622		ASH-1136	G63623		SDA471700002991	85959	
1013809000	85958		8C24-18080-DB	G63623		ASH-1154	G63622				
16-18708-000	85724	89443	8C2418045DA	G63622		ASH1136	G63623				
1618708000	85724	89443	8C2418080DB	G63623		ASH1154	G63622				

Crane Carrier

Crane carrier	Gabriel	Upgrade	Crane carrier	Gabriel	Upgrade	Crane carrier	Gabriel	Upgrade	Crane carrier	Gabriel	Upgrade
1265157B000	85712		277A-13	85302	89420	277A13	85302	89420	60680004	83143	
1310002	665937		277A-14	85304		277A14	85304		60680004L	83143	
227A-14	85716		277A-8	85303	89422	277A8	85303	89422	64178-001	83143	
227A14	85716		277A-9	85307		277A9	85307		64178001	83143	
277A-1	85307		277A1	85307		60680-004	83143		680088	85713	
277A-12	85304		277A12	85304		60680-004L	83143		680091	85303	89422

Crown Coach

Crown coach	Gabriel	Upgrade	Crown coach	Gabriel	Upgrade	Crown coach	Gabriel	Upgrade	Crown coach	Gabriel	Upgrade
3188729	85303	89422	5532026	85304		5532036	85734				

Cunha Products OHD

Cunha products ohd	Gabriel	Upgrade	Cunha products ohd	Gabriel	Upgrade	Cunha products ohd	Gabriel	Upgrade	Cunha products ohd	Gabriel	Upgrade
CP-5222	85315		CP5222	85315							

Cush Corporation

Cush corporation	Gabriel	Upgrade	Cush corporation	Gabriel	Upgrade	Cush corporation	Gabriel	Upgrade	Cush corporation	Gabriel	Upgrade
C0062-D	85000	89436	C0078	85000	89436	C0227	85014		C04045	85045	
C0062D	85000	89436	C0226	85064		C0228	85005	89430			

Damon Motor Coach

Damon motor coach	Gabriel	Upgrade	Damon motor coach	Gabriel	Upgrade	Damon motor coach	Gabriel	Upgrade	Damon motor coach	Gabriel	Upgrade
1C34-18045-AA	83209	89414	9U9Z-18125-A	83122	89406	ASH1022	83209	89414	AT620	83209	89414
1C34-18045-JA	83209	89414	9U9Z18124A	83209	89414	ASH1023	83122	89406	AT621	83122	89406
1C3418045AA	83209	89414	9U9Z18125A	83122	89406	ASH1205	83209	89414	AT766	83209	89414
1C3418045JA	83209	89414	ASH-1022	83209	89414	ASH1206	83122	89406	F4-BE5-A832-MO	85125	
24-153249	85125		ASH-1023	83122	89406	ASH1228	83209	89414	F4-BE5-B492-HO	85125	
24-153256	85124		ASH-1205	83209	89414	ASH1229	83209	89414	F4-BE5-F324-HO	85125	
24-186629	85125		ASH-1206	83122	89406	ASH1230	83122	89406	F4-BE5-F325-HO	85124	
24153249	85125		ASH-1228	83209	89414	ASH137	83122	89406	F4BE5A832MO	85125	
24153256	85124		ASH-1229	83209	89414	ASH25822	83209	89414	F4BE5B492HO	85125	
24186629	85125		ASH-1230	83122	89406	ASH25823	83209	89414	F4BE5F324HO	85125	
9U94-18045-AA	83209	89414	ASH-137	83122	89406	ASH25824	83122	89406	F4BE5F325HO	85124	
9U94-18080-AA	83122	89406	ASH-25822	83209	89414	ASH294	83209	89414	W0005662	85125	
9U9418045AA	83209	89414	ASH-25823	83209	89414	AT-620	83209	89414	W0005663	85124	
9U9418080AA	83122	89406	ASH-25824	83122	89406	AT-621	83122	89406	W0006254	85125	
9U9Z-18124-A	83209	89414	ASH-294	83209	89414	AT-766	83209	89414			

Important Note: Competitive Interchanges are to be used for stocking purposes only. Where multiple crosses are identified, please reference the applications section of this catalog. / **Remarque importante:** Les interchanges concurrentiels ne s'utilisent qu'aux fins de stocks. Dans le cas de rferences multiples, consulter la section des applications du catalogue. / **Nota importante:** Dans le cas de rferences multiples, consulter la section des applications du catalogue. / **Nota importante:** Se pueden usar intercambios competitivos para propósitos de almacenamiento solamente. Cuando se identifican intercambios múltiples, consulte la sección de aplicaciones de este catálogo.

COMPETITIVE & O.E.M. INTERCHANGE LIST
Lista de Intercambios contra Competidores y Equipo Original.
Liste dinterchange de produits comptitifs & dquipement original (OEM)

Dana

Dana	Gabriel	Upgrade	Dana	Gabriel	Upgrade	Dana	Gabriel	Upgrade	Dana	Gabriel	Upgrade
SR1VJ100	85078										

Dexter Axle

Dexter axle	Gabriel	Upgrade	Dexter axle	Gabriel	Upgrade	Dexter axle	Gabriel	Upgrade	Dexter axle	Gabriel	Upgrade
18165-01	85006		1816501	85006							

Diamond Coach

Diamond coach	Gabriel	Upgrade	Diamond coach	Gabriel	Upgrade	Diamond coach	Gabriel	Upgrade	Diamond coach	Gabriel	Upgrade
8C24-18045-DA	G63622		8C2Z-18124-D	G63622		ASH-1136	G63623		AT-163G	G63622	
8C24-18080-DB	G63623		8C2Z-18125-D	G63623		ASH-1154	G63622		AT-164G	G63623	
8C2418045DA	G63622		8C2Z18124D	G63622		ASH1136	G63623		AT163G	G63622	
8C2418080DB	G63623		8C2Z18125D	G63623		ASH1154	G63622		AT164G	G63623	

Diamond T

Diamond t	Gabriel	Upgrade	Diamond t	Gabriel	Upgrade	Diamond t	Gabriel	Upgrade	Diamond t	Gabriel	Upgrade
5549925	85304										

Diamond-Reo

Diamond-reo	Gabriel	Upgrade	Diamond-reo	Gabriel	Upgrade	Diamond-reo	Gabriel	Upgrade	Diamond-reo	Gabriel	Upgrade
220-55-1	83214		220-55-7	85304		220552	85304		220S510	85712	
220-55-2	85304		220-S5-10	85712		220556	83214				
220-55-6	83214		220551	83214		220557	85304				

Duplex Truck

Duplex truck	Gabriel	Upgrade	Duplex truck	Gabriel	Upgrade	Duplex truck	Gabriel	Upgrade	Duplex truck	Gabriel	Upgrade
59024	83204		7604-3371	83204		76043371	83204				

Dura Suspension

Dura suspension	Gabriel	Upgrade	Dura suspension	Gabriel	Upgrade	Dura suspension	Gabriel	Upgrade	Dura suspension	Gabriel	Upgrade
1080099	83203	89436	59030	83203	89436	7604-3371	83204		A2212	85029	
12866	83207	89407	665133	83203	89436	76043371	83204				
59024	83204		665267	85029		A-2212	85029				

Dutchmen RV

Dutchmen rv	Gabriel	Upgrade	Dutchmen rv	Gabriel	Upgrade	Dutchmen rv	Gabriel	Upgrade	Dutchmen rv	Gabriel	Upgrade
8C24-18045-DA	G63622		8C2Z-18124-D	G63622		ASH-1136	G63623		AT-163G	G63622	
8C24-18080-DB	G63623		8C2Z-18125-D	G63623		ASH-1154	G63622		AT-164G	G63623	
8C2418045DA	G63622		8C2Z18124D	G63622		ASH1136	G63623		AT163G	G63622	
8C2418080DB	G63623		8C2Z18125D	G63623		ASH1154	G63622		AT164G	G63623	

Dynamax Corp.

Dynamax corp.	Gabriel	Upgrade	Dynamax corp.	Gabriel	Upgrade	Dynamax corp.	Gabriel	Upgrade	Dynamax corp.	Gabriel	Upgrade
10-12390-000	85920	89503	1013634000	85918	89449	471700003920	85958		ASH-1136	G63623	
10-13021-000	85918	89449	1013684000	85918	89449	471700131155	85918	89449	ASH-1154	G63622	
10-13063-000	85918	89449	1013760000	85959		481700006848	85724	89443	ASH1136	G63623	
10-13211-000	85918	89449	1013809000	85958		680611	85724	89443	ASH1154	G63622	
10-13634-000	85918	89449	16-15817-000	85724	89443	8C24-18045-DA	G63622		AT-163G	G63622	
10-13684-000	85918	89449	16-18708-000	85724	89443	8C24-18080-DB	G63623		AT-164G	G63623	
10-13760-000	85959		1615817000	85724	89443	8C2418045DA	G63622		AT163G	G63622	
10-13809-000	85958		1618708000	85724	89443	8C2418080DB	G63623		AT164G	G63623	
1012390000	85920	89503	471700000449	85918	89449	8C2Z-18124-D	G63622		SDA471700002809	85724	89443
1013021000	85918	89449	471700002808	85724	89443	8C2Z-18125-D	G63623		SDA471700002991	85959	
1013063000	85918	89449	471700002809	85724	89443	8C2Z18124D	G63622		SDA471700003920	85958	
1013211000	85918	89449	471700002991	85959		8C2Z18125D	G63623				

E-One

E-one	Gabriel	Upgrade	E-one	Gabriel	Upgrade	E-one	Gabriel	Upgrade	E-one	Gabriel	Upgrade
90-2572	85329										

Eagle Motor Coach

Eagle motor coach	Gabriel	Upgrade	Eagle motor coach	Gabriel	Upgrade	Eagle motor coach	Gabriel	Upgrade	Eagle motor coach	Gabriel	Upgrade
01-0100-020	85307		0140100905	85308	89422	5394467	85305		70039	85303	89422
01-0100-905	85303	89422	101364	85305		5532026	85304		70041	85305	
010100020	85307		12J-5-10	85733		6-05-5	85307				
010100905	85303	89422	12J510	85733		6055	85307				
014-0100-905	85308	89422	154-0100-514	85314	89425	680091	85303	89422			
0140100-905	85308	89422	1540100514	85314	89425	690060	85713				

Important Note: Competitive Interchanges are to be used for stocking purposes only. Where multiple crosses are identified, please reference the applications section of this catalog./ **Remarque importante:** Les interchanges concurrentiels ne s'utilisent qu'aux fins de stocks. Dans le cas de rferences multiples, consulter la section des applications du catalogue./ **Nota importante:** Dans le cas de rferences multiples, consulter la section des aplicaciones du catalogue./ **Nota importante:** Se pueden usar intercambios competitivos para propósitos de almacenamiento solamente. Cuando se identifican intercambios múltiples, consulte la sección de aplicaciones de este catálogo.

COMPETITIVE & O.E.M. INTERCHANGE LIST

Lista de Intercambios contra Competidores y Equipo Original.

Liste dinterchange de produits comptitifs & dquipement original (OEM)

Eagle Motor Coach... cont'd

East Manufacturing Corp.

East manufacturing corp.	Gabriel	Upgrade	East manufacturing corp.	Gabriel	Upgrade	East manufacturing corp.	Gabriel	Upgrade	East manufacturing corp.	Gabriel	Upgrade
517-05001-18	87015		517-05805-20	85000	89436	5170500914	83125		5170591614	83124	89407
517-05001-23	85005	89430	517-05806-20	85029		5170501007	83214		A-20002	85000	89436
517-05006-20	85030	89440	517-05808-20	85738		5170511020	85000	89436	A-20126	85323	89436
517-05009-14	83125		517-05916-14	83124	89407	5170551114	83128	89436	A20002	85000	89436
517-05010-07	83214		5170500118	87015		5170580520	85000	89436	A20126	85323	89436
517-05110-20	85000	89436	5170500123	85005	89430	5170580620	85029				
517-05511-14	83128	89436	5170500620	85030	89440	5170580820	85738				

Eldorado National

Eldorado national	Gabriel	Upgrade	Eldorado national	Gabriel	Upgrade	Eldorado national	Gabriel	Upgrade	Eldorado national	Gabriel	Upgrade
8C24-18045-DA	G63622		8C2Z-18124-D	G63622		ASH-1136	G63623		AT-163G	G63622	
8C24-18080-DB	G63623		8C2Z-18125-D	G63623		ASH-1154	G63622		AT-164G	G63623	
8C2418045DA	G63622		8C2Z18124D	G63622		ASH1136	G63623		AT163G	G63622	
8C2418080DB	G63623		8C2Z18125D	G63623		ASH1154	G63622		AT164G	G63623	

Emergency One

Emergency one	Gabriel	Upgrade	Emergency one	Gabriel	Upgrade	Emergency one	Gabriel	Upgrade	Emergency one	Gabriel	Upgrade
90-2572	85329										

Entegra Coach

Entegra coach	Gabriel	Upgrade	Entegra coach	Gabriel	Upgrade	Entegra coach	Gabriel	Upgrade	Entegra coach	Gabriel	Upgrade
1C34-18045-AA	83209	89414	9U9Z-18125-A	83122	89406	ASH-25822	83209	89414	ASH25821	85006	
1C34-18045-JA	83209	89414	9U9Z18124A	83209	89414	ASH-25823	83209	89414	ASH25822	83209	89414
1C3418045AA	83209	89414	9U9Z18125A	83122	89406	ASH-25824	83122	89406	ASH25823	83209	89414
1C3418045JA	83209	89414	ASH-1022	83209	89414	ASH-294	83209	89414	ASH25824	83122	89406
8C24-18045-DA	G63622		ASH-1023	83122	89406	ASH1022	83209	89414	ASH294	83209	89414
8C24-18080-DB	G63623		ASH-1136	G63623		ASH1023	83122	89406	AT-163G	G63622	
8C2418045DA	G63622		ASH-1154	G63622		ASH1136	G63623		AT-164G	G63623	
8C2418080DB	G63623		ASH-1161	85006		ASH1154	G63622		AT-620	83209	89414
8C2Z-18124-D	G63622		ASH-1162	85005	89430	ASH1161	85006		AT-621	83122	89406
8C2Z-18125-D	G63623		ASH-1205	83209	89414	ASH1162	85005	89430	AT-766	83209	89414
8C2Z18124D	G63622		ASH-1206	83122	89406	ASH1205	83209	89414	AT163G	G63622	
8C2Z18125D	G63623		ASH-1228	83209	89414	ASH1206	83122	89406	AT164G	G63623	
9U94-18045-AA	83209	89414	ASH-1229	83209	89414	ASH1228	83209	89414	AT620	83209	89414
9U94-18080-AA	83122	89406	ASH-1230	83122	89406	ASH1229	83209	89414	AT621	83122	89406
9U9418045AA	83209	89414	ASH-137	83122	89406	ASH1230	83122	89406	AT766	83209	89414
9U9418080AA	83122	89406	ASH-25820	85005	89430	ASH137	83122	89406			
9U9Z-18124-A	83209	89414	ASH-25821	85006		ASH25820	85005	89430			

Euclid

Euclid	Gabriel	Upgrade	Euclid	Gabriel	Upgrade	Euclid	Gabriel	Upgrade	Euclid	Gabriel	Upgrade
E14009	85933	89454	E83225	83225		E85007	85007		E85312	85733	
E14021	85955		E83242	83242		E85010	85010		E85314	85314	89425
E14022	85955		E83301	83301		E85012	85012	89413	E85318	85318	
E14037	85967		E83303	83303		E85013	85013	89414	E85700	85700	
E14042	85965		E83308	83308		E85014	85014		E85702	85702	
E14045	83143		E83309	83309		E85024	85024		E85704	85704	
E14046	83142		E83310	83221		E85026	85026		E85705	85705	89447
E83203	83203	89436	E83312	83312	89409	E85029	85029		E85709	85709	
E83204	83204		E83314	83314		E85030	85030	89440	E85711	85711	
E83205	83209	89414	E83318	83318		E85300	85300	89419	E85712	85712	
E83207	83207	89407	E83353	85740		E85302	85302	89420	E85713	85713	
E83209	83209	89414	E83400	83400		E85303	85303	89422	E87000	85711	
E83214	83214		E83401	83401		E85304	85304		E87001	85734	
E83215	83215		E85000	85000	89436	E85305	85305		E87003	85700	
E83216	83216		E85001	85001	89410	E85307	85307				
E83218	83122	89406	E85003	85003	89411	E85308	85308	89422			
E83219	83219		E85005	85005	89430	E85310	85310	89423			
E83221	83221		E85006	85006		E85311	85311	89424			

Important Note: Competitive Interchanges are to be used for stocking purposes only. Where multiple crosses are identified, please reference the applications section of this catalog. / **Remarque importante:** Les interchanges concurrentiels ne s'utilisent qu'aux fins de stocks. Dans le cas de références multiples, consulter la section des applications du catalogue. / **Nota importante:** Dans le cas de referencias multiples, consultar la sección de aplicaciones del catálogo. / **Nota importante:** Se pueden usar intercambios competitivos para propósitos de almacenamiento solamente. Cuando se identifican intercambios múltiples, consulte la sección de aplicaciones de este catálogo.

COMPETITIVE & O.E.M. INTERCHANGE LIST
Lista de Intercambios contra Competidores y Equipo Original.
Liste dinterchange de produits comptitifs & dquipement original (OEM)

Euclid... cont'd

Euclid	Gabriel	Upgrade	Euclid	Gabriel	Upgrade	Euclid	Gabriel	Upgrade	Euclid	Gabriel	Upgrade
E87006	85736		E87012	85705	89447						

FCS

Fcs	Gabriel	Upgrade	Fcs	Gabriel	Upgrade	Fcs	Gabriel	Upgrade	Fcs	Gabriel	Upgrade
F343368	85069	89455	F347202	85045		F347254	83051		F347314	85302	89420
F343371	85708		F347203	83127		F347255	83035		F347315	83126	89430
F343372	83136		F347204	83008		F347256	83028		F347316	85303	89422
F343373	83456	89447	F347205	85061	89450	F347257	83031		F347317	83166	
F343374	85722		F347206	85029		F347260	85724	89443	F347318	85305	
F343375	85310	89423	F347207	85061	89450	F347261	85918	89449	F347318	85307	
F343376	85900		F347208	85938		F347262	83038		F347319	83221	
F343378	85902		F347209	83124	89407	F347263	85001	89410	F347319	85071	
F343379	85728		F347210	83207	89407	F347264	85323	89436	F347320	87015	
F343380	85727		F347211	85066	89448	F347265	85320	89429	F347321	85007	
F343381	83400		F347212	83125		F347266	85003	89411	F347322	85334	
F343382	83613		F347213	85931	89458	F347267	83009		F347323	83101	
F344342	85936	89456	F347214	83048		F347268	85920	89503	F347324	85338	
F344343	85937		F347215	85067	89451	F347269	85013	89414	F347325	83312	89409
F344344	83027		F347216	83389	89436	F347270	85005	89430	F347326	85046	89434
F344345	83112		F347216	85000	89436	F347271	85901		F347327	83150	
F344347	83062		F347217	83128	89436	F347272	85932	89453	F347328	83204	
F344348	83041		F347218	83147		F347273	85047	89435	F347329	85906	89407
F344349	83045		F347219	85006		F347274	85956		F347330	85337	
F344350	83050		F347220	85954		F347275	83042		F347331	85916	89430
F344351	83019		F347221	85924	89457	F347276	85923	89458	F347332	85911	
F344352	85729		F347222	83021		F347277	83148		F347333	83215	
F344353	83142		F347223	85934		F347278	83017		F347334	85055	89439
F344354	83111		F347224	85919		F347279	85014		F347335	85304	
F344355	83143		F347225	85958		F347280	85010		F347335	85734	
F344356	83154		F347226	85012	89413	F347291	83047		F347336	85321	
F344357	83110		F347227	85062	89408	F347292	83049		F347337	83309	
F344358	85026		F347231	83001		F347293	83024		F347339	85967	
F344360	83109		F347232	85959		F347294	83026		F347340	85308	89422
F346598	85033	89427	F347233	85070	89459	F347295	83011		F347341	85024	
F346599	85311	89424	F347234	85933	89454	F347296	83006		F347342	83169	
F346601	85319	89428	F347235	85978		F347297	83053		F347343	83905	
F346603	85316	89426	F347236	83137		F347298	83044		F347344	83906	
F346632	83317		F347238	85331		F347299	83081		F347345	85637	
F346633	85988		F347239	85976		F347300	85989		F347346	85642	
F346634	83515		F347241	85928		F347302	85656		F347347	83519	
F346635	83518		F347242	85957		F347303	85060		F347348	83391	
F346636	83395		F347243	83209	89414	F347304	83163		F347349	83363	
F346637	85649		F347244	85043		F347305	85939		F347350	85639	
F347193	85030	89440	F347245	83029		F347306	85909		F347351	83901	
F347194	83203	89436	F347246	83130		F347307	85036	89405	F347352	83389	89436
F347195	85053	89442	F347247	83135		F347308	85051		F347353	83364	
F347196	85052		F347248	83123	89405	F347309	83122	89406	F347354	85638	
F347197	85088		F347249	85084	89460	F347310	85031		F347355	85648	
F347198	85058	89431	F347250	85300	89419	F347311	85343		F347356	85650	
F347199	85738		F347251	85023	89415	F347312	85712		F442755	646155	
F347200	85072		F347252	83002		F347313	83140		F442790	646177	
F347201	85064		F347253	83025		F347314	85301		F442791	665937	

Federal Coach

Federal coach	Gabriel	Upgrade	Federal coach	Gabriel	Upgrade	Federal coach	Gabriel	Upgrade	Federal coach	Gabriel	Upgrade
10-12388-000	85920	89503	1012390000	85920	89503	471700002809	85724	89443			
10-12390-000	85920	89503	1013760000	85959		471700002991	85959				
10-13760-000	85959		16-18708-000	85724	89443	ASH-1136	G63623				
1012388000	85920	89503	1618708000	85724	89443	ASH-1154	G63622				

Important Note: Competitive Interchanges are to be used for stocking purposes only. Where multiple crosses are identified, please reference the applications section of this catalog. / **Remarque importante:** Les interchanges concurrentiels ne s'utilisent qu'aux fins de stocks. Dans le cas de rfrences multiples, consulter la section des applications du catalogue. / **Nota importante:** Dans le cas de rfrences multiples, consultar la section des aplicaciones du catalogue. / **Nota importante:** Se pueden usar intercambios competitivos para propósitos de almacenamiento solamente. Cuando se identifican intercambios múltiples, consulte la sección de aplicaciones de este catálogo.

COMPETITIVE & O.E.M. INTERCHANGE LIST
Lista de Intercambios contra Competidores y Equipo Original.
Liste dinterchange de produits comptitifs & dquipement original (OEM)

Federal Coach... cont'd

Federal coach	Gabriel	Upgrade	Federal coach	Gabriel	Upgrade	Federal coach	Gabriel	Upgrade	Federal coach	Gabriel	Upgrade
ASH1136	G63623		ASH1154	G63622		SDA471700002991	85959				

Fleetrite

Fleetrite	Gabriel	Upgrade	Fleetrite	Gabriel	Upgrade	Fleetrite	Gabriel	Upgrade	Fleetrite	Gabriel	Upgrade
AMS600101	85003	89411	AMS650107	85316	89426	AMS650449	85702		AMS660145	85040	
AMS600102	85005	89430	AMS650108	85030	89440	AMS650451	85029		AMS660146	83105	
AMS600103	85014		AMS650109	85058	89431	AMS650452	85733		AMS660147	83216	
AMS600104	85000	89436	AMS650110	85005	89430	AMS650453	85043		AMS660148	85026	
AMS600106	83312	89409	AMS650111	85006		AMS650454	85713		AMS660153	85003	89411
AMS600107	83309		AMS650112	89402		AMS650455	85716		AMS660155	83103	
AMS600108	83209	89414	AMS650113	85012	89413	AMS650456	85376		AMS660157	85030	89440
AMS600110	83303		AMS650114	85006		AMS650458	85908		AMS660160	83114	
AMS600111	83301		AMS650115	85027		AMS650459	85043		AMS660162	83103	
AMS600112	83456	89447	AMS650116	85303	89422	AMS650463	85040		AMS660164	83613	
AMS600113	83215		AMS650118	83215		AMS650464	85716		AMS660166	85052	
AMS600114	83125		AMS650119	85029		AMS650466	85047	89435	AMS660167	83128	89436
AMS600116	83216		AMS650120	85010		AMS650468	85069	89455	AMS660168	83635	
AMS600117	83308		AMS650122	85063		AMS650471	85302	89420	AMS660169	85051	
AMS600118	83219		AMS650123	85054		AMS650473	85329		AMS660170	83016	
AMS600119	83314		AMS650124	85053	89442	AMS650474	85712		AMS660171	83017	
AMS600125	83123	89405	AMS650128	85031		AMS650475	85065		AMS660172	83126	89430
AMS600126	83400		AMS650130	85061	89450	AMS650478	85030	89440	AMS660173	85043	
AMS600128	83401		AMS650139	85918	89449	AMS650479	83122	89406	AMS660174	83125	
AMS600129	83317		AMS650400	85033	89427	AMS650480	83109		AMS660175	83120	
AMS600130	83204		AMS650401	85013	89414	AMS650480	83111		AMS660176	83018	
AMS600131	83318		AMS650402	85311	89424	AMS650481	83123	89405	AMS660177	83019	
AMS600132	83215		AMS650404	85310	89423	AMS650482	85006		AMS660179	83162	
AMS600134	83221		AMS650405	85023	89415	AMS650486	85066	89448	AMS660182	83004	
AMS600136	85740		AMS650406	85024		AMS65107	85316	89426	AMS660183	85012	89413
AMS600139	85740		AMS650407	85736		AMS65109	85058	89431	AMS660187	85071	
AMS600142	83209	89414	AMS650408	85319	89428	AMS65144	85957		AMS660188	85045	
AMS600145	85040		AMS650409	85003	89411	AMS65146	85648		AMS660189	83136	
AMS600146	83105		AMS650410	85300	89419	AMS65158	85954		AMS660190	83107	
AMS600147	83216		AMS650411	85036	89405	AMS660102	85005	89430	AMS660191	83216	
AMS600148	85026		AMS650412	83122	89406	AMS660103	85014		AMS660192	85001	89410
AMS600150	85009		AMS650415	85046	89434	AMS660104	85000	89436	AMS660193	83001	
AMS600151	85024		AMS650416	85323	89436	AMS660106	83312	89409	AMS660194	83207	89407
AMS600152	83242		AMS650417	85322		AMS660107	83309		AMS660195	83130	
AMS600153	85003	89411	AMS650418	85906	89407	AMS660108	83209	89414	AMS660198	83007	
AMS600155	83103		AMS650419	85000	89436	AMS660110	83303		AMS660200	83008	
AMS600156	83103		AMS650420	85013	89414	AMS660111	83301		AMS660201	83308	
AMS600157	83221		AMS650421	85916	89430	AMS660112	83456	89447	AMS660202	83009	
AMS600162	83103		AMS650426	85054		AMS660113	83215		AMS660203	83112	
AMS600163	83101		AMS650428	85321		AMS660114	85006		AMS660205	83003	
AMS600164	83613		AMS650429	85030	89440	AMS660116	83216		AMS660211	83110	
AMS600166	85052		AMS650430	85712		AMS660117	83308		AMS660212	83015	
AMS600167	83128	89436	AMS650431	85909		AMS660118	85012	89413	AMS660213	85009	
AMS600168	83635		AMS650432	85910		AMS660119	83314		AMS660214	83002	
AMS600169	85051		AMS650433	85910		AMS660125	83123	89405	AMS660215	85059	
AMS600172	85005	89430	AMS650434	85012	89413	AMS660126	83400		AMS660216	83123	89405
AMS600173	85043		AMS650435	85901		AMS660128	83401		AMS660218	83137	
AMS600174	83125		AMS650436	85900		AMS660129	83317		AMS660219	83215	
AMS600175	83120		AMS650439	85732		AMS660130	83204		AMS660220	83109	
AMS600202	83009		AMS650440	85711		AMS660131	83318		AMS660223	85055	89439
AMS650101	85062	89408	AMS650441	85704		AMS660132	83215				
AMS650102	85001	89410	AMS650442	85700		AMS660134	83221				
AMS650103	85320	89429	AMS650444	85311	89424	AMS660136	85740				
AMS650105	85026		AMS650448	85700		AMS660142	83209	89414			

Important Note: Competitive Interchanges are to be used for stocking purposes only. Where multiple crosses are identified, please reference the applications section of this catalog. / **Remarque importante:** Les interchanges concurrentiels ne s'utilisent qu'aux fins de stocks. Dans le cas de rferences multiples, consulter la section des applications du catalogue. / **Nota importante:** Dans le cas de rferences multiples, consulter la section des applications du catalogue. / **Nota importante:** Se pueden usar intercambios competitivos para propósitos de almacenamiento solamente. Cuando se identifican intercambios múltiples, consulte la sección de aplicaciones de este catálogo.

COMPETITIVE & O.E.M. INTERCHANGE LIST

Lista de Intercambios contra Competidores y Equipo Original.

Liste d'interchange de produits compititifs & d'equipement original (OEM)

Fleetrite... cont'd

Fleetrite	Gabriel	Upgrade	Fleetrite	Gabriel	Upgrade	Fleetrite	Gabriel	Upgrade	Fleetrite	Gabriel	Upgrade
AMS660224	83111		AMS700104	85304		AMS700402	85310	89423	AMS700419	85708	
AMS660232	83114		AMS700105	85314	89425	AMS700403	85702		AMS700420	85733	
AMS660233	83023		AMS700106	85301		AMS700404	85311	89424	AMS700421	85712	
AMS660234	83013		AMS700107	85307		AMS700405	85300	89419	AMS700422	85308	89422
AMS660236	83025		AMS700108	85315		AMS700406	85711		AMS700423	85724	89443
AMS660237	83005		AMS700111	85320	89429	AMS700407	85712		AMS700424	85333	
AMS660238	83101		AMS700112	85722		AMS700408	85704		AMS74421	85708	
AMS660244	83125		AMS700113	85736		AMS700410	85314	89425	AMS85722	83400	
AMS660502	646155		AMS700115	85712		AMS700413	85705	89447	AMS85768	83209	89414
AMS660504	632147		AMS700116	83136		AMS700414	85723		AMS85802	83216	
AMS700101	85308	89422	AMS700120	85332		AMS700415	85318		AMS85853	G63183	
AMS700102	85303	89422	AMS700121	83136		AMS700416	85709		AMS85895	83207	89407
AMS700103	85302	89420	AMS700401	85700		AMS700418	85003	89411	AMS85905	G63405	

Fleetwood

Fleetwood	Gabriel	Upgrade	Fleetwood	Gabriel	Upgrade	Fleetwood	Gabriel	Upgrade	Fleetwood	Gabriel	Upgrade
141700131809	85029		8C2418045DA	G63622		ASH-1206	83122	89406	ASH1230	83122	89406
141700131810	83160		8C2418080DB	G63623		ASH-1228	83209	89414	ASH137	83122	89406
16-16736-000	85029		8C2Z-18124-D	G63622		ASH-1229	83209	89414	ASH25820	85005	89430
16-16737-000	83160		8C2Z-18125-D	G63623		ASH-1230	83122	89406	ASH25821	85006	
16-16873-000	85029		8C2Z18124D	G63622		ASH-137	83122	89406	ASH25822	83209	89414
16-16874-000	83160		8C2Z18125D	G63623		ASH-25820	85005	89430	ASH25823	83209	89414
16-18103-000	85900		9U94-18045-AA	83209	89414	ASH-25821	85006		ASH25824	83122	89406
1616736000	85029		9U94-18080-AA	83122	89406	ASH-25822	83209	89414	ASH294	83209	89414
1616737000	83160		9U9418045AA	83209	89414	ASH-25823	83209	89414	AT-163G	G63622	
1616873000	85029		9U9418080AA	83122	89406	ASH-25824	83122	89406	AT-164G	G63623	
1616874000	83160		9U9Z-18124-A	83209	89414	ASH-294	83209	89414	AT-620	83209	89414
1618103000	85900		9U9Z-18125-A	83122	89406	ASH1022	83209	89414	AT-621	83122	89406
1C34-18045-AA	83209	89414	9U9Z18124A	83209	89414	ASH1023	83122	89406	AT-766	83209	89414
1C34-18045-JA	83209	89414	9U9Z18125A	83122	89406	ASH1136	G63623		AT163G	G63622	
1C3418045AA	83209	89414	ASH-1022	83209	89414	ASH1154	G63622		AT164G	G63623	
1C3418045JA	83209	89414	ASH-1023	83122	89406	ASH1161	85006		AT620	83209	89414
24-153256	85124		ASH-1136	G63623		ASH1162	85005	89430	AT621	83122	89406
24153256	85124		ASH-1154	G63622		ASH1205	83209	89414	AT766	83209	89414
481700000493	85900		ASH-1161	85006		ASH1206	83122	89406	F4-BE5-F325-HO	85124	
8C24-18045-DA	G63622		ASH-1162	85005	89430	ASH1228	83209	89414	F4BE5F325HO	85124	
8C24-18080-DB	G63623		ASH-1205	83209	89414	ASH1229	83209	89414	W0005663	85124	

Fluidrive

Fluidrive	Gabriel	Upgrade	Fluidrive	Gabriel	Upgrade	Fluidrive	Gabriel	Upgrade	Fluidrive	Gabriel	Upgrade
2697	85712										

FLXIBLE Bus

Fixible bus	Gabriel	Upgrade	Fixible bus	Gabriel	Upgrade	Fixible bus	Gabriel	Upgrade	Fixible bus	Gabriel	Upgrade
015813	85708		4975518	85704		6-367-16	85700		6057	85736	
06-0367-00151	85700		6-05-1	85736		6-367-17	85700		6058	85736	
06-0367-00156	85702		6-05-10	85734		6-367-2	85736		6059	85304	
06036700151	85700		6-05-13	85304		6-367-3	85304		63671	85711	
06036700156	85702		6-05-2	85736		6-367-6	85711		636711	85711	
22012067	85700		6-05-3	85736		6-367-7	85305		636712	85700	
22012114	85700		6-05-4	85736		6-367-8	85700		636714	85700	
22024061	85704		6-05-5	85307		6-367-9	85711		636716	85700	
22025067	85704		6-05-6	85736		6051	85736		636717	85700	
22025305	85704		6-05-7	85736		60510	85734		63672	85736	
3166657	85700		6-05-8	85736		60513	85304		63673	85304	
3192333	85700		6-05-9	85304		6052	85736		63676	85711	
48-1-239	85736		6-367-1	85711		6053	85736				
48-1-241	85712		6-367-11	85711		6054	85736				
481239	85736		6-367-12	85700		6055	85307				
481241	85712		6-367-14	85700		6056	85736				

Important Note: Competitive Interchanges are to be used for stocking purposes only. Where multiple crosses are identified, please reference the applications section of this catalog. / **Remarque importante:** Les interchanges concurrentiels ne s'utilisent qu'aux fins de stocks. Dans le cas de rferences multiples, consulter la section des applications du catalogue. / **Nota importante:** En el caso de rferencias mltiples, consultar la seccion de aplicaciones del catalogo. / **Nota importante:** Se pueden usar intercambios competitivos para propósitos de almacenamiento solamente. Cuando se identifican intercambios mltiples, consulte la seccion de aplicaciones de este catalogo.

COMPETITIVE & O.E.M. INTERCHANGE LIST
Lista de Intercambios contra Competidores y Equipo Original.
Liste dinterchange de produits comptitifs & dquipement original (OEM)

FLXIBLE Bus... cont'd

Flxible bus	Gabriel	Upgrade	Flxible bus	Gabriel	Upgrade	Flxible bus	Gabriel	Upgrade	Flxible bus	Gabriel	Upgrade
63677	85305		97-2210-00003	85704		97-9999-02632	85711		97221000156	85702	
63678	85700		97-2210-00004	85704		97-9999-02633	85311	89424	97221000157	85708	
63679	85711		97-2210-00005	85704		97-9999-02634	85733		97221000160	85705	89447
680029	85301		97-2210-00006	85704		97-9999-02635	85732		97221000164	85708	
680155	85712		97-2210-00009	85704		97-9999-02636	85716		97221000170	85733	
695125	85704		97-2210-00011	85704		97220100151	85700		97999900807	85307	
74412	85704		97-2210-00156	85702		97221000001	85704		97999902514	85700	
87-2520-00001	85704		97-2210-00157	85708		97221000002	85704		97999902515	85702	
87-2520-00003	85704		97-2210-00160	85705	89447	97221000003	85704		97999902632	85711	
87252000001	85704		97-2210-00164	85708		97221000004	85704		97999902633	85311	89424
87252000003	85704		97-2210-00170	85733		97221000005	85704		97999902634	85733	
97-2201-00151	85700		97-9999-00807	85307		97221000006	85704		97999902635	85732	
97-2210-00001	85704		97-9999-02514	85700		97221000009	85704		97999902636	85716	
97-2210-00002	85704		97-9999-02515	85702		97221000011	85704				

Flyer Industries

Flyer industries	Gabriel	Upgrade	Flyer industries	Gabriel	Upgrade	Flyer industries	Gabriel	Upgrade	Flyer industries	Gabriel	Upgrade
009863	85722		22012067	85700		3192333	85700		592-6568	85700	
015915	85711		22012114	85700		4975501	85700		5926568	85700	
15813	85708		3166657	85700		4975552	85711		5979574	85700	

Ford

Ford	Gabriel	Upgrade	Ford	Gabriel	Upgrade	Ford	Gabriel	Upgrade	Ford	Gabriel	Upgrade
1201-0012	83023		3U2Z-18124-MAA	83131		4C4O18045KA	85976		4C4Z18124P	83135	
1201-1043	83025		3U2Z-18125-RA	G63623		4C4O18045LA	85976		4C4Z18124QA	83175	
1201-1044	83025		3U2Z18124MAA	83131		4C4O18045MA	85656		4C4Z18124RA	85928	
12010012	83023		3U2Z18125RA	G63623		4C4O18080AA	83101		4C4Z18125AB	83101	
12011043	83025		47 1700 007 203	85013	89414	4C4O18080BA	83317		4C4Z18125B	83317	
12011044	83025		471700007117	85010		4C4Z-18124-AB	83163		4C4Z18125CA	85976	
1202-0012	83023		471700009775	85010		4C4Z-18124-BB	83135		4C4Z18125CC	83101	
1202-0032	83016		471700011530	85181		4C4Z-18124-CB	85957		4C4Z18125DA	85656	
1202-0042	83025		471700011531	85180		4C4Z-18124-DC	85927		4C4Z18125E	85927	
1202-1043	83025		47902-13	83122	89406	4C4Z-18124-EA	85656		501906C91	83317	
1202-1044	83025		47902-28	85013	89414	4C4Z-18124-GB	83175		501906C92	83317	
12020012	83023		47902-8	83122	89406	4C4Z-18124-HB	83135		57241-2	83109	
12020032	83016		4790213	83122	89406	4C4Z-18124-JB	85928		572412	83109	
12020042	83025		4790228	85013	89414	4C4Z-18124-KA	85976		57365-111	85006	
12021043	83025		479028	83122	89406	4C4Z-18124-LA	85976		57365111	85006	
12021044	83025		4C4O-18045-AA	83163		4C4Z-18124-M	85656		5U2Z-18V124-AHA	G63622	
1C34-18045-AA	83209	89414	4C4O-18045-BB	83135		4C4Z-18124-P	83135		5U2Z-18V125-BDA	G63623	
1C34-18045-JA	83209	89414	4C4O-18045-CA	85957		4C4Z-18124-QA	83175		5U2Z18V124AHA	G63622	
1C3418045AA	83209	89414	4C4O-18045-DB	85927		4C4Z-18124-RA	85928		5U2Z18V125BDA	G63623	
1C3418045JA	83209	89414	4C4O-18045-EA	85656		4C4Z-18125-AB	83101		60670-008	83123	89405
1C44-18080-AA	83123	89405	4C4O-18045-GA	83175		4C4Z-18125-B	83317		60670-008L	83123	89405
1C4418080AA	83123	89405	4C4O-18045-HA	83135		4C4Z-18125-CA	85976		60670-011	83148	
2C44-18045-BA	83175		4C4O-18045-JA	85928		4C4Z-18125-CC	83101		60670-012	83168	
2C4418045BA	83175		4C4O-18045-KA	85976		4C4Z-18125-DA	85656		60670008	83123	89405
2C4Z-18124-BA	83175		4C4O-18045-LA	85976		4C4Z-18125-E	85927		60670008L	83123	89405
2C4Z18124BA	83175		4C4O-18045-MA	85656		4C4Z18124AB	83163		60670011	83148	
3199942	89402		4C4O-18080-AA	83101		4C4Z18124BB	83135		60670012	83168	
3553628C1	85927		4C4O-18080-BA	83317		4C4Z18124CB	85957		60675-003	85976	
3553628C2	85927		4C4O18045AA	83163		4C4Z18124DC	85927		60675-003L	85976	
3578858C1	85656		4C4O18045BB	83135		4C4Z18124EA	85656		60675-014	85978	
3578858C2	85656		4C4O18045CA	85957		4C4Z18124GB	83175		60675003	85976	
3584116C1	83175		4C4O18045DB	85927		4C4Z18124HB	83135		60675003L	85976	
3584116C2	83175		4C4O18045EA	85656		4C4Z18124JB	85928				
3584117C2	83135		4C4O18045GA	83175		4C4Z18124KA	85976				
3584118C2	85928		4C4O18045HA	83135		4C4Z18124LA	85976				
3919942	89402		4C4O18045JA	85928		4C4Z18124M	85656				

Important Note: Competitive Interchanges are to be used for stocking purposes only. Where multiple crosses are identified, please reference the applications section of this catalog. / **Remarque importante:** Les interchanges concurrentiels ne s'utilisent qu'aux fins de stocks. Dans le cas de rferences multiples, consulter la section des applications du catalogue. / **Nota importante:** Dans le cas de rferences multiples, consulter la section des applications du catalogue. / **Nota importante:** Se pueden usar intercambios competitivos para propósitos de almacenamiento solamente. Cuando se identifican intercambios múltiples, consulte la sección de aplicaciones de este catálogo.

COMPETITIVE & O.E.M. INTERCHANGE LIST
Lista de Intercambios contra Competidores y Equipo Original.
Liste dinterchange de produits comptitifs & dquipement original (OEM)

Ford... cont'd

Ford	Gabriel	Upgrade	Ford	Gabriel	Upgrade	Ford	Gabriel	Upgrade	Ford	Gabriel	Upgrade
60675014	85978		ASH-1105	85976		ASH1228	83209	89414	B3Q18124A	83219	
680029	85301		ASH-1136	G63623		ASH1229	83209	89414	B6TZ-18124-A	83219	
6E7O-18B038-AA	83364		ASH-1154	G63622		ASH1230	83122	89406	B6TZ18124A	83219	
6E7O18B038AA	83364		ASH-1161	85006		ASH137	83122	89406	B7T-18124-C	83225	
6E7Z-18124-AB	83364		ASH-1162	85005	89430	ASH23486	G63461		B7T18124C	83225	
6E7Z18124AB	83364		ASH-1205	83209	89414	ASH23488	G63461		B7TZ-18124-B	83216	
6ETZ-18125-A	83364		ASH-1206	83122	89406	ASH24446	83215		B7TZ-18124-C	83216	
6ETZ18125A	83364		ASH-12251	85013	89414	ASH2447	83140		B7TZ-18124-D	83219	
70127	85006		ASH-12261	85010		ASH24473	85013	89414	B7TZ18124B	83216	
70128	85006		ASH-1228	83209	89414	ASH24474	85010		B7TZ18124C	83216	
87HU-18045-AA	85301		ASH-1229	83209	89414	ASH24522	85013	89414	B7TZ18124D	83219	
87HU18045AA	85301		ASH-1230	83122	89406	ASH24589	85010		B8Q-18125-A	85307	
8C24-18045-DA	G63622		ASH-137	83122	89406	ASH24634	85013	89414	B8Q18125A	85307	
8C24-18080-DB	G63623		ASH-23486	G63461		ASH24658	85181		B8QZ-18124-A	83312	89409
8C2418045DA	G63622		ASH-23488	G63461		ASH24659	85181		B8QZ18124A	83312	89409
8C2418080DB	G63623		ASH-24446	83215		ASH24660	85180		B8TZ-18124-A	83219	
8C2Z-18124-D	G63622		ASH-2447	83140		ASH24661	83317		B8TZ18124A	83219	
8C2Z-18125-A	G63623		ASH-24473	85013	89414	ASH24662	83168		B9TT-18045-C	83219	
8C2Z-18125-B	G63623		ASH-24474	85010		ASH24663	83148		B9TT-18045-D	83219	
8C2Z-18125-C	G63623		ASH-24522	85013	89414	ASH247	G63461		B9TT18045C	83219	
8C2Z-18125-D	G63623		ASH-24523	85010		ASH25820	85005	89430	B9TT18045D	83219	
8C2Z18124D	G63622		ASH-24589	85010		ASH25821	85006		BU2Z-18V124-E	83107	
8C2Z18125A	G63623		ASH-24634	85013	89414	ASH25822	83209	89414	BU2Z18V124E	83107	
8C2Z18125B	G63623		ASH-24658	85181		ASH25823	83209	89414	BU9Z-18124-A	85013	89414
8C2Z18125C	G63623		ASH-24659	85181		ASH25824	83122	89406	BU9Z-18125-A	85010	
8C2Z18125D	G63623		ASH-24660	85180		ASH25838	85978		BU9Z18124A	85013	89414
90044769	83207	89407	ASH-24661	83317		ASH294	83209	89414	BU9Z18125A	85010	
90044770	83207	89407	ASH-24662	83168		ASH397	83131		C0TT-18045-A	83219	
90045099	85906	89407	ASH-24663	83148		ASH722	85976		C0TT-18045-D	83216	
90045132	85906	89407	ASH-247	G63461		AT-163G	G63622		C0TT18045A	83219	
90045132	85909		ASH-25820	85005	89430	AT-164G	G63623		C0TT18045D	83216	
9U94-18045-AA	83209	89414	ASH-25821	85006		AT-610	G63461		C0TZ-18124-A	83216	
9U94-18080-AA	83122	89406	ASH-25822	83209	89414	AT-611	G63461		C0TZ18124A	83216	
9U9418045AA	83209	89414	ASH-25823	83209	89414	AT-620	83209	89414	C1TT-18045-C	83312	89409
9U9418080AA	83122	89406	ASH-25824	83122	89406	AT-621	83122	89406	C1TT-18045-E	83314	
9U9Z-18124-A	83209	89414	ASH-25838	85978		AT-696	83140		C1TT-18045-G	83216	
9U9Z-18125-A	83122	89406	ASH-294	83209	89414	AT-766	83209	89414	C1TT18045C	83312	89409
9U9Z-18125-B	83122	89406	ASH-397	83131		AT-811	83135		C1TT18045E	83314	
9U9Z18124A	83209	89414	ASH-722	85976		AT-812	85928		C1TT18045G	83216	
9U9Z18124B	83209	89414	ASH-85789	77986		AT163G	G63622		C1TZ-18045-C	83312	89409
9U9Z18125A	83122	89406	ASH-85856	77987		AT163G	G63623		C1TZ-18124-B	83216	
9U9Z18125B	83122	89406	ASH-85857	77987		AT164G	G63623		C1TZ-18124-C	83312	89409
AA-494	83131		ASH-85927	77986		AT610	G63461		C1TZ-18124-D	83309	
AA-615	83135		ASH-866127	77986		AT611	G63461		C1TZ-18124-E	83312	89409
AA-616	83175		ASH-866139	77986		AT620	83209	89414	C1TZ-18124-F	83312	89409
AA-617	85928		ASH1022	83209	89414	AT621	83122	89406	C1TZ-18124-N	83314	
AA-619	85927		ASH1023	83122	89406	AT696	83140		C1TZ-18124-P	83312	89409
AA-620	83101		ASH1105	85976		AT766	83209	89414	C1TZ18045C	83312	89409
AA494	83131		ASH1136	G63623		AT811	83135		C1TZ18124B	83216	
AA615	83135		ASH1154	G63622		AT812	85928		C1TZ18124C	83312	89409
AA616	83175		ASH1161	85006		AX-267A	83309		C1TZ18124D	83309	
AA617	85928		ASH1162	85005	89430	AX-310	83215		C1TZ18124E	83312	89409
AA619	85927		ASH1205	83209	89414	AX267A	83309		C1TZ18124F	83312	89409
AA620	83101		ASH1206	83122	89406	AX310	83215		C1TZ18124N	83314	
ASH-1022	83209	89414	ASH12251	85013	89414	AX85A	83219		C1TZ18124P	83312	89409
ASH-1023	83122	89406	ASH12261	85010		B3Q-18124-A	83219		C2TA-18045-A	83216	

Important Note: Competitive Interchanges are to be used for stocking purposes only. Where multiple crosses are identified, please reference the applications section of this catalog. / **Remarque importante:** Les interchanges concurrentiels ne s'utilisent qu'aux fins de stocks. Dans le cas de rfrences multiples, consulter la section des applications du catalogue. / **Nota importante:** Dans le cas de rfrences multiples, consulter la section des applications du catalogue. / **Nota importante:** Se pueden usar intercambios competitivos para propósitos de almacenamiento solamente. Cuando se identifican intercambios múltiples, consulte la sección de aplicaciones de este catálogo.

COMPETITIVE & O.E.M. INTERCHANGE LIST
Lista de Intercambios contra Competidores y Equipo Original.
Liste dinterchange de produits comptitifs & dquipement original (OEM)

Ford... cont'd

Ford	Gabriel	Upgrade	Ford	Gabriel	Upgrade	Ford	Gabriel	Upgrade	Ford	Gabriel	Upgrade
C2TA-18045-B	83308		C6TZ18124J	85301		D2HA18045F2B	85301		D2TZ18124J	83312	89409
C2TA18045A	83216		C7HZ-18124-A	83312	89409	D2HF-18045-A	83314		D3TA-18045-BA	83219	
C2TA18045B	83308		C7HZ18124A	83312	89409	D2HF-18045-AA	83314		D3TA18045BA	83219	
C2TZ-18124-A	83308		C7PF-18077-A	83225		D2HF-18045-BA	83309		D3TZ-18124-B	83219	
C2TZ18124A	83308		C7PF18077A	83225		D2HF-18045-CA	83308		D3TZ18124B	83219	
C3TA-18045-A	83216		C7TA-18045-R	83216		D2HF-18045-DA	83312	89409	D4HA-18080-A	83209	89414
C3TA18045A	83216		C7TA-18045-Z	85301		D2HF-18124-AA	83314		D4HA-18080-AA	83209	89414
C3TZ-18124-A	83308		C7TA18045R	83216		D2HF18045A	83314		D4HA18080A	83209	89414
C3TZ18124A	83308		C7TA18045Z	85301		D2HF18045AA	83314		D4HA18080AA	83209	89414
C4HZ-18124-A	83312	89409	C8HA-18045-A	83312	89409	D2HF18045BA	83309		D4TF-18045-AA	83312	89409
C4HZ-18124-B	83309		C8HA18045A	83312	89409	D2HF18045CA	83308		D4TF18045AA	83312	89409
C4HZ-18124-C	83314		C8PF-18045-CM	83216		D2HF18045DA	83312	89409	D4TZ-18124-J	83308	
C4HZ-18124-D	83312	89409	C8PF18045CM	83216		D2HF18124AA	83314		D4TZ18124J	83308	
C4HZ-18124-E	83309		CU9Z-18124-A	85013	89414	D2HT-18045-CA	83314		D5TZ-18124-B	83308	
C4HZ-18124-F	83308		CU9Z-18125-A	85010		D2HT-18045-EA	83312	89409	D5TZ-18124-C	83312	89409
C4HZ18124A	83312	89409	CU9Z18124A	85013	89414	D2HT-18045-GA	83308		D5TZ18124B	83308	
C4HZ18124B	83309		CU9Z18125A	85010		D2HT-18080-HA	83225		D5TZ18124C	83312	89409
C4HZ18124C	83314		DOHA-18045-D	83309		D2HT18045CA	83314		D7HA-18080-AA	83123	89405
C4HZ18124D	83312	89409	DOHA-18045-E	83312	89409	D2HT18045EA	83312	89409	D7HA18080AA	83123	89405
C4HZ18124E	83309		DOHA18045D	83309		D2HT18045GA	83308		D7HF-18045-FA	83312	89409
C4HZ18124F	83308		DOHA18045E	83312	89409	D2HT18080HA	83225		D7HF-18080-AA	83215	
C4PF-18045-H	83216		DOHZ-18124-A	83309		D2HZ-18080-A	83209	89414	D7HF-18125-AA	83215	
C4PF18045H	83216		DOHZ-18124-B	83312	89409	D2HZ-18125-A	83209	89414	D7HF18045FA	83312	89409
C4TZ-18124-AA	83308		DOHZ-18124-C	83314		D2HZ-18125-B	83209	89414	D7HF18080AA	83215	
C4TZ-18124-AB	83308		DOHZ18124A	83309		D2HZ18080A	83209	89414	D7HF18125AA	83215	
C4TZ-18124-B	83308		DOHZ18124B	83312	89409	D2HZ18125A	83209	89414	D7HT-18045-BA	83312	89409
C4TZ18124AA	83308		DOHZ18124C	83314		D2HZ18125B	83209	89414	D7HT-18045-CA	83314	
C4TZ18124AB	83308		D1TF-18045-LA	83312	89409	D2KF-18045-AA	83312	89409	D7HT-18045-DA	83309	
C4TZ18124B	83308		D1TF18045LA	83312	89409	D2KF-18124-AA	83312	89409	D7HT-18045-EA	83312	89409
C5TZ-18124-A	83308		D1TZ-18124-D	83308		D2KF18045AA	83312	89409	D7HT-18045-GA	83308	
C5TZ18124A	83308		D1TZ-18124-E	83216		D2KF18124AA	83312	89409	D7HT-18045-JA	83308	
C6PF-18077-DD	83216		D1TZ-18124-F	83312	89409	D2TA-18045-AAA	83219		D7HT-18045-NA	85301	
C6PF-18077-DE	83219		D1TZ18124D	83308		D2TA-18045-ZA	83219		D7HT-18080-BA	83225	
C6PF-18077-DL	83312	89409	D1TZ18124E	83216		D2TA18045AAA	83219		D7HT-18080-DA	83215	
C6PF-18077-DN	83314		D1TZ18124F	83312	89409	D2TA18045ZA	83219		D7HT-18124-BA	83312	89409
C6PF-18077-F	83225		D2EF-18045-AA	83312	89409	D2TF-18045-AA	83312	89409	D7HT-18124-CA	83314	
C6PF18077DD	83216		D2EF-18124-AA	83312	89409	D2TF-18045-FA	83312	89409	D7HT-18124-DA	83309	
C6PF18077DE	83219		D2EF18045AA	83312	89409	D2TF-18045-GA	83308		D7HT-18124-EA	83312	89409
C6PF18077DL	83312	89409	D2EF18124AA	83312	89409	D2TF-18080-HA	83225		D7HT-18124-FA	83312	89409
C6PF18077DN	83314		D2HA-18045-E1A	85304		D2TF-18124-F	83309		D7HT-18124-GA	83308	
C6PF18077F	83225		D2HA-18045-E1B	85304		D2TF18045AA	83312	89409	D7HT-18124-HA	83219	
C6TA-18045-U	85301		D2HA-18045-E2A	85304		D2TF18045FA	83312	89409	D7HT-18124-JA	83308	
C6TA-18045-V	85301		D2HA-18045-E2B	85304		D2TF18045GA	83308		D7HT-18124-KA	85301	
C6TA-18045-Y	85301		D2HA-18045-EB	85301		D2TF18080HA	83225		D7HT-18125-DA	83215	
C6TA-18045-Z	85301		D2HA-18045-F1A	85301		D2TF18124F	83309		D7HT-18125-FA	83123	89405
C6TA18045U	85301		D2HA-18045-F1B	85301		D2TZ-18124-A	83308		D7HT18045BA	83312	89409
C6TA18045V	85301		D2HA-18045-F2A	85301		D2TZ-18124-E	83312	89409	D7HT18045CA	83314	
C6TA18045Y	85301		D2HA-18045-F2B	85301		D2TZ-18124-F	83309		D7HT18045DA	83309	
C6TA18045Z	85301		D2HA18045E1A	85304		D2TZ-18124-G	83314		D7HT18045EA	83312	89409
C6TZ-18124-D	85301		D2HA18045E1B	85304		D2TZ-18124-H	83308		D7HT18045GA	83308	
C6TZ-18124-E	85301		D2HA18045E2A	85304		D2TZ-18124-J	83312	89409	D7HT18045JA	83308	
C6TZ-18124-H	85301		D2HA18045E2B	85304		D2TZ18124A	83308		D7HT18045NA	85301	
C6TZ-18124-J	85301		D2HA18045EB	85301		D2TZ18124E	83312	89409	D7HT18080BA	83225	
C6TZ18124D	85301		D2HA18045F1A	85301		D2TZ18124F	83309		D7HT18080DA	83215	
C6TZ18124E	85301		D2HA18045F1B	85301		D2TZ18124G	83314		D7HT18124BA	83312	89409
C6TZ18124H	85301		D2HA18045F2A	85301		D2TZ18124H	83308		D7HT18124CA	83314	

Important Note: Competitive Interchanges are to be used for stocking purposes only. Where multiple crosses are identified, please reference the applications section of this catalog. / **Remarque importante:** Les interchanges concurrentiels ne s'utilisent qu'aux fins de stocks. Dans le cas de rferences multiples, consulter la section des applications du catalogue. / **Nota importante:** Dans le cas de rferences multiples, consulter la section des applications du catalogue. / **Nota importante:** Se pueden usar intercambios competitivos para propósitos de almacenamiento solamente. Cuando se identifican intercambios múltiples, consulte la sección de aplicaciones de este catálogo.

COMPETITIVE & O.E.M. INTERCHANGE LIST
Lista de Intercambios contra Competidores y Equipo Original.
Liste dinterchange de produits compititifs & dquipement original (OEM)

Ford... cont'd

Ford	Gabriel	Upgrade	Ford	Gabriel	Upgrade	Ford	Gabriel	Upgrade	Ford	Gabriel	Upgrade
D7HT18124DA	83309		E6HT-18080-AA	83215		F1HT18045CA	83308		F4HT-18045-AB	83314	
D7HT18124EA	83312	89409	E6HT18080AA	83215		F1HT18045CB	83216		F4HT-18045-AC	83314	
D7HT18124FA	83312	89409	E6HZ-18124-A	85301		F1HT18045DA	83312	89409	F4HT-18045-CA	83107	
D7HT18124GA	83308		E6HZ-18124-D	85301		F1HT18045DB	83308		F4HT-18045-DB	85063	
D7HT18124HA	83219		E6HZ-18125-D	83215		F1HT18045EA	89402		F4HT-18045-EA	83125	
D7HT18124JA	83308		E6HZ-18125-E	85315		F1HT18045EB	89402		F4HT-18080-AA	85314	89425
D7HT18124KA	85301		E6HZ-18125-F	85315		F1HT18045GA	85006		F4HT-18080-AB	85314	89425
D7HT18125DA	83215		E6HZ18124A	85301		F1HT18045GB	85006		F4HT-18080-BA	85001	89410
D7HT18125FA	83123	89405	E6HZ18124D	85301		F1HT18045HB	85006		F4HT18045AB	83314	
D7HZ-18125-A	83215		E6HZ18125D	83215		F1HT18045KB	85006		F4HT18045AC	83314	
D7HZ18125A	83215		E6HZ18125E	85315		F1HT18045LB	85006		F4HT18045CB	83107	
D7KF-18045-EA	83312	89409	E6HZ18125F	85315		F1HT18045NA	85040		F4HT18045DA	85063	
D7KF18045EA	83312	89409	E7HZ-18124-A	85301		F1HT18045RA	89402		F4HT18045EA	83125	
D7TA-18124-GA	83314		E7HZ18124A	85301		F1HT18045RB	89402		F4HT18080AA	85314	89425
D7TA18124GA	83314		E7XZ-18125-J	G63299		F1HZ-18124-A	83309		F4HT18080AB	85314	89425
D8HZ-18124-A	85301		E7XZ18125J	G63299		F1HZ-18124-AA	83309		F4HT18080BA	85001	89410
D8HZ-18125-A	83209	89414	E9HS-18045-AA	83309		F1HZ-18124-B	83308		F4TA-18080-PA	G63461	
D8HZ-18125-B	83123	89405	E9HS-18080-AA	85716		F1HZ-18124-C	89402		F4TA18080PA	G63461	
D8HZ18124A	85301		E9HS18045AA	83309		F1HZ-18124-D	85006		F4TZ-18125-E	G63461	
D8HZ18125A	83209	89414	E9HS18080AA	85716		F1HZ-18124-E	85006		F4TZ18125E	G63461	
D8HZ18125B	83123	89405	E9HZ-18124-A	83309		F1HZ-18124-F	85006		F5HZ-18124-A	83314	
DG1Z 18124-AA	G57812		E9HZ-18125-A	85716		F1HZ-18124-G	85006		F5HZ-18124-AA	83314	
DG9Z 18124-T	G57812		E9HZ-18125-AA	85716		F1HZ-18124-H	85040		F5HZ-18124-B	83107	
DU94-18045-CB	85013	89414	E9HZ18124A	83309		F1HZ-18124-J	83308		F5HZ-18124-C	85063	
DU94-18080-CA	85010		E9HZ18125A	85716		F1HZ-18124-K	89402		F5HZ-18124-D	83125	
DU94-18080-CB	85010		E9HZ18125AA	85716		F1HZ18124A	83309		F5HZ-18124-DA	83125	
DU9418080CA	85010		F0HS-18045-AA	85006		F1HZ18124AA	83309		F5HZ-18125-A	85314	89425
DU9418080CB	85010		F0HS18045AA	85006		F1HZ18124B	83308		F5HZ-18125-AA	85314	89425
DU9Z-18124-A	85013	89414	F0HT-18045-AA	85006		F1HZ18124C	89402		F5HZ-18125-B	85001	89410
DU9Z-18124-B	85013	89414	F0HT-18045-CA	85006		F1HZ18124D	85006		F5HZ-18125-BA	85001	89410
DU9Z-18125-A	85010		F0HT-18080-AA	83122	89406	F1HZ18124E	85006		F5HZ-18125-DA	85314	89425
DU9Z-18125-B	85010		F0HT18045AA	85006		F1HZ18124F	85006		F5HZ18124A	83314	
DU9Z18124A	85013	89414	F0HT18045CA	85006		F1HZ18124G	85006		F5HZ18124AA	83314	
DU9Z18124B	85013	89414	F0HT18080AA	83122	89406	F1HZ18124H	85040		F5HZ18124B	83107	
DU9Z18125A	85010		F0HZ-18124-A	85006		F1HZ18124J	83308		F5HZ18124C	85063	
DU9Z18125B	85010		F0HZ-18124-B	85006		F1HZ18124K	89402		F5HZ18124D	83125	
E0HT-18045-AA	83309		F0HZ-18125-A	83122	89406	F2HT-18045-BA	85376		F5HZ18124DA	83125	
E0HT-18045-AB	83309		F0HZ18124A	85006		F2HT-18045-CA	85376		F5HZ18125A	85314	89425
E0HT18045AA	83309		F0HZ18124B	85006		F2HT-18045-DA	85006		F5HZ18125AA	85314	89425
E0HT18045AB	83309		F0HZ18125A	83122	89406	F2HT-18080-DA	85712		F5HZ18125B	85001	89410
E0HZ-18124-A	83309		F1HT-18045-AA	83309		F2HT18045BA	85376		F5HZ18125BA	85001	89410
E0HZ18124A	83309		F1HT-18045-CA	83308		F2HT18045CA	85376		F5HZ18125DA	85314	89425
E1TA-18045-AA	83309		F1HT-18045-CB	83216		F2HT18045DA	85006		F5UZ-18124-A	G63622	
E1TA18045AA	83309		F1HT-18045-DA	83312	89409	F2HT18080DA	85712		F5UZ-18124-B	G63622	
E1TD-18045-AA	83309		F1HT-18045-DB	83308		F2HZ-18124-A	85376		F5UZ-18125-A	G63623	
E1TD18045AA	83309		F1HT-18045-EA	89402		F2HZ-18124-B	85301		F5UZ18124A	G63622	
E5HT-18045-AA	85301		F1HT-18045-EB	89402		F2HZ-18124-C	85006		F5UZ18124B	G63622	
E5HT-18045-DA	85301		F1HT-18045-GA	85006		F2HZ-18124-CA	85006		F5UZ18125A	G63623	
E5HT-18045-EA	85301		F1HT-18045-GB	85006		F2HZ-18125-A	85712		F6HT-18045-AA	85054	
E5HT-18080-DA	85315		F1HT-18045-HB	85006		F2HZ-18125-AA	85712		F6HT-18045-AC	85054	
E5HT-18080-EA	85315		F1HT-18045-KB	85006		F2HZ18124A	85376		F6HT-18045-BC	85047	89435
E5HT18045AA	85301		F1HT-18045-LB	85006		F2HZ18124B	85301		F6HT-18045-CC	85055	89439
E5HT18045DA	85301		F1HT-18045-NA	85040		F2HZ18124C	85006		F6HT-18045-EB	85055	89439
E5HT18045EA	85301		F1HT-18045-RA	89402		F2HZ18124CA	85006		F6HT-18045-EC	85055	89439
E5HT18080DA	85315		F1HT-18045-RB	89402		F2HZ18125A	85712		F6HT-18045-GB	85030	89440
E5HT18080EA	85315		F1HT18045AA	83309		F2HZ18125AA	85712		F6HT-18045-GC	85030	89440

Important Note: Competitive Interchanges are to be used for stocking purposes only. Where multiple crosses are identified, please reference the applications section of this catalog. / **Remarque importante:** Les interchanges concurrentiels ne s'utilisent qu'aux fins de stocks. Dans le cas de références multiples, consulter la section des applications du catalogue. / **Nota importante:** Dans le cas de références multiples, consulter la section des applications du catalogue. / **Nota importante:** Se pueden usar intercambios competitivos para propósitos de almacenamiento solamente. Cuando se identifican intercambios múltiples, consulte la sección de aplicaciones de este catálogo.

COMPETITIVE & O.E.M. INTERCHANGE LIST
Lista de Intercambios contra Competidores y Equipo Original.
Liste dinterchange de produits comptitifs & dquipement original (OEM)

Ford... cont'd

Ford	Gabriel	Upgrade	Ford	Gabriel	Upgrade	Ford	Gabriel	Upgrade	Ford	Gabriel	Upgrade
F6HT-18045-HB	85054		F6HZ-18124-A	85054		F81D18080CD	83122	89406	HU9Z-18125-B	83122	89406
F6HT-18045-HC	85054		F6HZ-18124-B	83308		F81Z-18124-AL	G63622		HU9Z18124A	85006	
F6HT-18045-JB	89402		F6HZ-18124-C	85055	89439	F81Z-18124-CA	83209	89414	HU9Z18124B	83209	89414
F6HT-18045-JC	89402		F6HZ-18124-D	85055	89439	F81Z-18124-PA	85928		HU9Z18124C	83209	89414
F6HT-18045-KA	89402		F6HZ-18124-E	85055	89439	F81Z-18125-DC	G63461		HU9Z18125B	83122	89406
F6HT-18045-LA	85376		F6HZ-18124-F	85055	89439	F81Z-18125-FA	83122	89406	LC3Z-18125-J	77986	
F6HT-18045-MA	85006		F6HZ-18124-G	85054		F81Z-18125-ZA	83140		LC3Z-18125-W	77986	
F6HT-18080-B	83109		F6HZ-18124-H	85054		F81Z18124AL	G63622		TACAA-18045-A	83216	
F6HT-18080-CA	85314	89425	F6HZ-18124-J	89402		F81Z18124CA	83209	89414	TACAA18045A	83216	
F6HT-18080-DA	83109		F6HZ-18124-KA	89402		F81Z18124PA	85928		TANNA-18045-A	83312	89409
F6HT-18080-EA	85906	89407	F6HZ-18124-MA	85006		F81Z18125DC	G63461		TANNA18045A	83312	89409
F6HT-18080-FC	85013	89414	F6HZ-18125-A	85314	89425	F81Z18125FA	83122	89406	TDBA-18045-A	83219	
F6HT-18080-JA	85305		F6HZ-18125-B	83109		F81Z18125ZA	83140		TDBA-18045-B	83219	
F6HT-18124-JC	89402		F6HZ-18125-D	85013	89414	FC44-18045-BB	85181		TDBA18045A	83219	
F6HT-18124-KA	89402		F6HZ-18125-JA	85305		FC44-18080-AB	85180		TDBA18045B	83219	
F6HT18045AA	85054		F6HZ-5K407-AB	83034		FC4418045BB	85181		TDBE-18045-A	83219	
F6HT18045AC	85054		F6HZ18080FC	85013	89414	FC4418080AB	85180		TDBE18045A	83219	
F6HT18045BC	85047	89435	F6HZ18124A	85054		FC4Z-18124-A	85181		TFAA-18045-B	83219	
F6HT18045CC	85055	89439	F6HZ18124B	83308		FC4Z-18124-B	85181		TFAA-18045-C	83219	
F6HT18045EB	85055	89439	F6HZ18124C	85055	89439	FC4Z-18124-HB	83135		TFAA-18080-A	85307	
F6HT18045EC	85055	89439	F6HZ18124D	85055	89439	FC4Z-18125-A	85180		TFAA18045B	83219	
F6HT18045GB	85030	89440	F6HZ18124E	85055	89439	FC4Z-18125-C	83168		TFAA18045C	83219	
F6HT18045GC	85030	89440	F6HZ18124F	85055	89439	FC4Z-18125-D	83148		TFAA18080A	85307	
F6HT18045HB	85054		F6HZ18124G	85054		FC4Z-18125-E	85978		THAB-18045-A	83219	
F6HT18045HC	85054		F6HZ18124H	85054		FC4Z18124A	85181		THAB-18045-B	83219	
F6HT18045JB	89402		F6HZ18124J	89402		FC4Z18124B	85181		THAB18045A	83219	
F6HT18045JC	89402		F6HZ18124KA	89402		FC4Z18124HB	83135		THAB18045B	83219	
F6HT18045KA	89402		F6HZ18124MA	85006		FC4Z18125A	85180		TQSH-18045-A	83309	
F6HT18045LA	85376		F6HZ18125A	85314	89425	FC4Z18125C	83168		TQSH18045A	83309	
F6HT18045MA	85006		F6HZ18125B	83109		FC4Z18125D	83148		XC35-18045-AB	83131	
F6HT18080B	83109		F6HZ18125D	85013	89414	FC4Z18125E	85978		XC35-18045-AD	83131	
F6HT18080CA	85314	89425	F6HZ18125JA	85305		HC3Z-18125-B	77987		XC35-18045-JA	83131	
F6HT18080DA	83109		F6HZ5K407AB	83034		HC3Z-18125-ED	77987		XC3518045AB	83131	
F6HT18080EA	85906	89407	F81A-18080-DCA	G63461		HC3Z-18125-EE	77987		XC3518045AD	83131	
F6HT18080FC	85013	89414	F81A-18080-ZC	83140		HC3Z-18125-EP	77986		XC3518045JA	83131	
F6HT18080JA	85305		F81A18080ZC	83140		HC3Z-18125-X	77986		XC3Z-18124-JA	83131	
F6HT18124JC	89402		F81D-18045-CD	83209	89414	HU9418045AA	83209	89414	XC3Z18124JA	83131	
F6HT18124KA	89402		F81D-18080-CD	83122	89406	HU9418045BA	83209	89414	XC45-18045-AA	83216	
F6HZ-18080-FC	85013	89414	F81D18045CD	83209	89414	HU9Z-18124-A	85006		XC4518045AA	83216	

Forest River

Forest river	Gabriel	Upgrade	Forest river	Gabriel	Upgrade	Forest river	Gabriel	Upgrade	Forest river	Gabriel	Upgrade
141700131809	85029		1C3418045JA	83209	89414	9U9418080AA	83122	89406	ASH-1230	83122	89406
141700131810	83160		481700000493	85900		9U9Z-18124-A	83209	89414	ASH-137	83122	89406
16-16736-000	85029		66153-002	83124	89407	9U9Z-18125-A	83122	89406	ASH-25820	85005	89430
16-16737-000	83160		66153002	83124	89407	9U9Z18124A	83209	89414	ASH-25821	85006	
16-16873-000	85029		8C24-18045-DA	G63622		9U9Z18125A	83122	89406	ASH-25822	83209	89414
16-16874-000	83160		8C24-18080-DB	G63623		ASH-1022	83209	89414	ASH-25823	83209	89414
16-18103-000	85900		8C2418045DA	G63622		ASH-1023	83122	89406	ASH-25824	83122	89406
1616736000	85029		8C2418080DB	G63623		ASH-1136	G63623		ASH-294	83209	89414
1616737000	83160		8C2Z-18124-D	G63622		ASH-1154	G63622		ASH1022	83209	89414
1616873000	85029		8C2Z-18125-D	G63623		ASH-1161	85006		ASH1023	83122	89406
1616874000	83160		8C2Z18124D	G63622		ASH-1162	85005	89430	ASH1136	G63623	
1618103000	85900		8C2Z18125D	G63623		ASH-1205	83209	89414	ASH1154	G63622	
1C34-18045-AA	83209	89414	9U94-18045-AA	83209	89414	ASH-1206	83122	89406	ASH1161	85006	
1C34-18045-JA	83209	89414	9U94-18080-AA	83122	89406	ASH-1228	83209	89414	ASH1162	85005	89430
1C3418045AA	83209	89414	9U9418045AA	83209	89414	ASH-1229	83209	89414	ASH1205	83209	89414

Important Note: Competitive Interchanges are to be used for stocking purposes only. Where multiple crosses are identified, please reference the applications section of this catalog. / **Remarque importante:** Les interchanges concurrentiels ne s'utilisent qu'aux fins de stocks. Dans le cas de rferences multiples, consulter la section des applications du catalogue. / **Nota importante:** Dans le cas de rferences multiples, consulter la section des aplicaciones del catalogo. / **Nota importante:** Se pueden usar intercambios competitivos para propósitos de almacenamiento solamente. Cuando se identifican intercambios múltiples, consulte la sección de aplicaciones de este catálogo.

COMPETITIVE & O.E.M. INTERCHANGE LIST
Lista de Intercambios contra Competidores y Equipo Original.
Liste dinterchange de produits comptitifs & dquipement original (OEM)

Forest River... cont'd

Forest river	Gabriel	Upgrade	Forest river	Gabriel	Upgrade	Forest river	Gabriel	Upgrade	Forest river	Gabriel	Upgrade
ASH1206	83122	89406	ASH25821	85006		AT-620	83209	89414	AT621	83122	89406
ASH1228	83209	89414	ASH25822	83209	89414	AT-621	83122	89406	AT766	83209	89414
ASH1229	83209	89414	ASH25823	83209	89414	AT-766	83209	89414	F4-BE5-C832-MO	83124	89407
ASH1230	83122	89406	ASH25824	83122	89406	AT163G	G63622		F4BE5C832MO	83124	89407
ASH137	83122	89406	ASH294	83209	89414	AT164G	G63623				
ASH25820	85005	89430	AT-163G	G63622		AT620	83209	89414			

Freightliner

Freightliner	Gabriel	Upgrade	Freightliner	Gabriel	Upgrade	Freightliner	Gabriel	Upgrade	Freightliner	Gabriel	Upgrade
10-12030-002	85320	89429	1013809000	85958		16-15475-000	83164		16-20552-000	83154	
10-12032-000	85320	89429	1013859000	85005	89430	16-15591-000	85043		16-20628-000	85058	89431
10-12032-001	85320	89429	1014193000	83396		16-15592-000	83154		16-20632-000	85919	
10-12032-002	85320	89429	1014282000	83396		16-15676-000	85058	89431	16-20716-000	85724	89443
10-12032-003	85320	89429	1201-0012	83023		16-15705-000	83120		16-22004-000	85058	89431
10-12032-004	85320	89429	1201-0054	83021		16-15755-000	85043		1611133000	85007	
10-12046-000	85320	89429	1201-1043	83025		16-15765-000	85921		1612117000	85007	
10-12388-000	85920	89503	1201-1044	83025		16-15770-000	85956		1613947000	85319	89428
10-12390-000	85920	89503	12010012	83023		16-15805-000	83120		1613957000	85724	89443
10-12396-000	85918	89449	12010054	83021		16-15817-000	85724	89443	1614259000	85331	
10-12542-000	85901		12011043	83025		16-15934-000	83120		1614577000	85043	
10-12703-000	85918	89449	12011044	83025		16-16043-000	85043		1614667000	85005	89430
10-13021-000	85918	89449	1202-0012	83023		16-16082-000	85043		1614668000	83127	
10-13051-001	85005	89430	1202-0032	83016		16-16083-000	85331		1614759000	85000	89436
10-13063-000	85918	89449	1202-0042	83025		16-16093-000	83160		1614794000	83154	
10-13205-000	85918	89449	1202-0043	83025		16-16093-000	83160		1615064000	83154	
10-13211-000	85918	89449	1202-0044	83025		16-16262-000	83120		1615394000	83120	
10-13592-000	85959		1202-0054	83021		16-16442-000	83134		1615394000	83120	
10-13634-000	85918	89449	1202-1043	83025		16-16486-000	83134		1615436000	83154	
10-13684-000	85918	89449	1202-1044	83025		16-16542-000	83154		1615436000	83154	
10-13759-000	85006		12020012	83023		16-16577-000	85335		1615473000	83157	
10-13760-000	85959		12020032	83016		16-16736-000	85029		1615474000	83157	
10-13776-000	85005	89430	12020042	83025		16-16737-000	83160		1615475000	83164	
10-13809-000	85958		12020043	83025		16-16765-000	85006		1615591000	85043	
10-13859-000	85005	89430	12020044	83025		16-16826-000	85043		1615592000	83154	
10-14193-000	83396		12020054	83021		16-16827-000	85331		1615676000	85058	89431
1012030002	85320	89429	12021043	83025		16-16827-000	85331		1615705000	83120	
1012032000	85320	89429	12021044	83025		16-16836-000	83154		1615755000	85043	
1012032001	85320	89429	1398980	83127		16-16873-000	85029		1615755000	85043	
1012032002	85320	89429	141700000377	83160		16-16874-000	83160		1615765000	85921	
1012032003	85320	89429	141700000378	83160		16-17144-000	85900		1615770000	85956	
1012032004	85320	89429	141700131809	85029		16-17211-000	85909		1615805000	83120	
1012046000	85320	89429	141700131810	83160		16-17361-000	85909		1615817000	85724	89443
1012388000	85920	89503	141700131975	83160		16-17684-000	85058	89431	1615817000	85724	89443
1012390000	85920	89503	16-11133-000	85007		16-17759-000	85919		1615934000	83120	
1012396000	85918	89449	16-12117-000	85007		16-17760-000	85331		1616043000	85043	
1012542000	85901		16-13947-000	85319	89428	16-18075-000	83160		1616082000	85043	
1012703000	85918	89449	16-13957-000	85724	89443	16-18076-000	83160		1616083000	85331	
1013021000	85918	89449	16-14259-000	85331		16-18094-000	85959		1616093000	83160	
1013051001	85005	89430	16-14577-000	85043		16-18103-000	85900		1616262000	83120	
1013063000	85918	89449	16-14667-000	85005	89430	16-18455-000	85918	89449	1616442000	83134	
1013205000	85918	89449	16-14668-000	83127		16-18456-000	85959		1616486000	83134	
1013211000	85918	89449	16-14759-000	85000	89436	16-18705-000	85007		1616542000	83154	
1013592000	85959		16-14794-000	83154		16-18706-000	85331		1616577000	85335	
1013634000	85918	89449	16-15064-000	83154		16-18707-000	85921		1616736000	85029	
1013684000	85918	89449	16-15394-000	83120		16-18707-000	85921		1616737000	83160	
1013759000	85006		16-15436-000	83154		16-18708-000	85724	89443	1616765000	85006	
1013760000	85959		16-15473-000	83157		16-18709-000	83134		1616826000	85043	
1013776000	85005	89430	16-15474-000	83157		16-18710-000	83134		1616827000	85331	

Important Note: Competitive Interchanges are to be used for stocking purposes only. Where multiple crosses are identified, please reference the applications section of this catalog. / **Remarque importante:** Les interchanges concurrentiels ne s'utilisent qu'aux fins de stocks. Dans le cas de références multiples, consulter la section des applications du catalogue. / **Nota importante:** Dans le cas de références multiples, consulter la section des applications du catalogue. / **Nota importante:** Se pueden usar intercambios competitivos para propósitos de almacenamiento solamente. Cuando se identifican intercambios múltiples, consulte la sección de aplicaciones de este catálogo.

COMPETITIVE & O.E.M. INTERCHANGE LIST
Lista de Intercambios contra Competidores y Equipo Original.
Liste dinterchange de produits comptitifs & dquipement original (OEM)

Freightliner... cont'd

Freightliner	Gabriel	Upgrade	Freightliner	Gabriel	Upgrade	Freightliner	Gabriel	Upgrade	Freightliner	Gabriel	Upgrade
1616836000	83154		1830378	83006		471700131778	85331		6803230200	85043	
1616873000	85029		1830378000	83001		471700131974	85029		6803230300	85006	
1616874000	83160		1830378000	83006		47902-13	83122	89406	6803260000	83120	
1617144000	85900		1832999000	83001		4790213	83122	89406	680339	85724	89443
1617211000	85909		1832999001	83006		481700000477	85900		680442	85319	89428
1617361000	85900		1837813000	83044		481700000493	85900		680511	85331	
1617684000	85058	89431	1841762000	83038		481700006848	85724	89443	680611	85724	89443
1617759000	85919		1841762001	83047		481700125969	85956		680651	85335	
1617760000	85331		1841762002	83038		481700131919	85900		680782	85302	89420
1618076000	83160		1844321000	83009		535228	85302	89420	681-323-0900	85009	
1618094000	85959		1845067000	83034		58913-003	85932	89453	681-323-1100	85301	
1618103000	85900		1847349000	83039		58913-003L	85932	89453	681-326-0400	85319	89428
1618455000	85918	89449	1847350000	83040		58913-012	85932	89453	681-891-02-05	83017	
1618456000	85959		1860295000	83006		58913-012L	85932	89453	6813230900	85009	
1618705000	85007		1860764000	83038		58913-015	85200		6813231100	85301	
1618706000	85331		1860765000	83038		58913003	85932	89453	6813260400	85319	89428
1618707000	85921		1860765001	83047		58913003L	85932	89453	6818910205	83017	
1618708000	85724	89443	1860765002	83038		58913012	85932	89453	70029	85308	89422
1618709000	83134		1860766000	83040		58913012L	85932	89453	70042	85302	89420
1618710000	83134		1860767000	83039		58913015	85200		814903003482	83040	
1618711000	85335		1860769000	83009		60680-004	83143		814903003483	83039	
1618713000	85122		1860772000	83026		60680-004L	83143		814903003486	83047	
1619138000	85058	89431	1860773000	83027		60680-005	83142		814903003496	83009	
1620552000	83154		1867845000	83906		60680-005L	83142		814903003528	83038	
1620632000	85919		1869674000	83906		60680004	83143		814903012666	83906	
1620716000	85724	89443	1873207000	83911		60680004L	83143		814903015188	83906	
16725-01	83126	89430	19495-01	83126	89430	60680005	83142		814903018451	83911	
1672501	83126	89430	1949501	83126	89430	60680005L	83142		90044162	83128	89436
18-29846-000	83009		471700000440	85959		61300224	85918	89449	90045083	85910	
18-30378	83006		471700000447	85919		61300240	85918	89449	A90193	83396	
18-30378-000	83001		471700000449	85918	89449	650224	83225		GBL 650361	83017	
18-30378-000	83006		471700000466	85959		654654	85043		GBL 651375	83119	
18-32999-000	83001		471700000470	85918	89449	654739	83009		GBL654725	83120	
18-32999-001	83006		471700002726	85918	89449	654819	83001		GBL654726	83120	
18-37813-000	83044		471700002727	85959		654831	83006		GBL654727	83120	
18-41762-000	83038		471700002808	85724	89443	654953	85058	89431	GBL654728	83120	
18-41762-001	83047		471700002809	85724	89443	654990	83038		GBL654729	83120	
18-41762-002	83038		471700002990	85007		659060	85920	89503	GBL654730	83120	
18-44321-000	83009		471700002991	85959		659062	83134		GBL654731	83120	
18-45067-000	83034		471700002992	85331		659063	83134		GBL654732	83120	
18-47349-000	83039		471700002993	85921		659079	83040		GBL654733	83120	
18-47350-000	83040		471700002994	83134		659080	83039		GBL654734	83120	
18-60295-000	83006		471700002995	83134		659125	83047		GBL654735	83120	
18-60764-000	83038		471700002996	85335		659178	83038		GBL665538	85006	
18-60765-000	83038		471700003009	85006		659227	85058	89431	H60680004	83143	
18-60765-001	83047		471700003011	85058	89431	659288	83006		HDR60680-004	83143	
18-60765-002	83038		471700003070	85122		659300	85005	89430	HDR60680-005	83142	
18-60766-000	83040		471700003920	85958		665174	85060		HDR60680004	83143	
18-60767-000	83039		471700005079	85005	89430	665236	85007		HDR60680005	83142	
18-60769-000	83009		471700006269	85932	89453	665409	85009		MAE 16949	83120	
18-60772-000	83026		471700010991	83154		671908	85918	89449	P117099	83120	
18-60773-000	83027		471700011302	85058	89431	671945	85920	89503	P117146	83118	
18-67845-000	83906		471700131155	85918	89449	671946	85921		RW24285	83119	
18-69674-000	83906		471700131331	85932	89453	680008	85300	89419	SDA471700000440	85959	
18-73207-000	83911		471700131646	85918	89449	680009	85302	89420	SDA471700002809	85724	89443
1829846000	83009		471700131775	85006		680017	85302	89420	SDA471700002991	85959	

Important Note: Competitive Interchanges are to be used for stocking purposes only. Where multiple crosses are identified, please reference the applications section of this catalog. / **Remarque importante:** Les interchanges concurrentiels ne s'utilisent qu'aux fins de stocks. Dans le cas de rferences multiples, consulter la section des applications du catalogue. / **Nota importante:** Dans le cas de rferences multiples, consulter la section des applications du catalogue. / **Nota importante:** Se pueden usar intercambios competitivos para propósitos de almacenamiento solamente. Cuando se identifican intercambios múltiples, consulte la sección de aplicaciones de este catálogo.

COMPETITIVE & O.E.M. INTERCHANGE LIST
Lista de Intercambios contra Competidores y Equipo Original.
Liste dinterchange de produits compititifs & dquipement original (OEM)

Fruehauf

Fruehauf	Gabriel	Upgrade	Fruehauf	Gabriel	Upgrade	Fruehauf	Gabriel	Upgrade	Fruehauf	Gabriel	Upgrade
144-5910	85300	89419	UCA01113	85304		UCE-2983-001	85322		UCF-8339-001	85321	
1445910	85300	89419	UCA5431	85305		UCE-2983-1	85322		UCF-8339-002	85321	
5116-117	83122	89406	UCD-006216-001	83203	89436	UCE-9399-1	83122	89406	UCF8339001	85321	
5116117	83122	89406	UCD-6216-1	83203	89436	UCE12951	85300	89419	UCF8339002	85321	
5352858	85305		UCD006216001	83203	89436	UCE1295901	85300	89419	UEY 1124-001	85030	89440
680117	85300	89419	UCD62161	83203	89436	UCE2983000	85322		UEY 1124001	85030	89440
680298	85321		UCE-1295-1	85300	89419	UCE2983001	85322				
UCA-01113	85304		UCE-1295-901	85300	89419	UCE29831	85322				
UCA-5431	85305		UCE-2983-000	85322		UCE93991	83122	89406			

FWD Truck

Fwd truck	Gabriel	Upgrade	Fwd truck	Gabriel	Upgrade	Fwd truck	Gabriel	Upgrade	Fwd truck	Gabriel	Upgrade
450739	85302	89420									

GasSLX

GasSLX	Gabriel	Upgrade	GasSLX	Gabriel	Upgrade	GasSLX	Gabriel	Upgrade	GasSLX	Gabriel	Upgrade
89405	83123		89419	85300		89431	85058		89448	85066	
89405	85036		89420	85302		89434	85046		89449	85918	
89406	83122		89422	85303		89435	85047		89450	85061	
89407	83124		89422	85308		89436	83128		89451	85067	
89407	83207		89423	85310		89436	83203		89453	85932	
89407	85906		89424	85311		89436	83389		89454	85933	
89408	85062		89425	85314		89436	85000		89455	85069	
89409	83312		89426	85316		89436	85323		89456	85936	
89410	85001		89427	85033		89439	85055		89457	85924	
89411	85003		89428	85319		89440	85030		89458	85923	
89413	85012		89429	85320		89442	85053		89458	85931	
89414	83209		89430	83126		89443	85724		89459	85070	
89414	85013		89430	85005		89447	83456		89460	85084	
89415	85023		89430	85916		89447	85705		89503	85920	

General Motors

General motors	Gabriel	Upgrade	General motors	Gabriel	Upgrade	General motors	Gabriel	Upgrade	General motors	Gabriel	Upgrade
1-51630-168-1	83515		15887728	83136		22012091	85303	89422	22064807	83136	
1-51630-217-0	83114		1591501	85722		22012095	83126	89430	22065251	85030	89440
1-51630-217-1	83114		15963161	83122	89406	22012096	83221		22165187	83136	
1-51630-219-1	83114		19152843	83136		22012114	85700		22165188	83136	
1201-0054	83021		19402811	83397		22012131	85711		22165189	83136	
1201-1043	83025		19403619	83397		22012166	83126	89430	22166442	83136	
12010054	83021		19403620	83397		22012169	83221		3082284	83400	
12011043	83025		19404855	83135		22012196	83221		3166657	85700	
1202-0012	83023		19407869	83397		22017530	83303		3171068	83216	
1202-0032	83016		19407870	83398		22017531	83303		3171069	85304	
1202-0054	83021		19407871	83397		22024061	85704		3171462	83126	89430
1202-1043	83025		19407873	83398		22025067	85704		3171696	85307	
12020012	83023		19408176	85670		22025305	85704		3172948	85303	89422
12020032	83016		22002293	83126	89430	22045526	85702		3178106	85700	
12020054	83021		22002295	83303		22046481	85702		3178157	85700	
12021043	83025		22007700	83207	89407	22046483	85304		3178233	85734	
12474915	83122	89406	22007701	83126	89430	22046489	85303	89422	3178507	85700	
12474917	83137		22007703	83303		2204683	85304		3178995	85700	
15123676	83136		22007750	83207	89407	22052014	85702		3182842	85711	
1516301681	83515		22007751	83303		22052336	85304		3188599	85711	
1516302170	83114		22007753	83303		22064230	83136		3188626	85300	89419
1516302171	83114		22012065	85304		22064232	85071		3188729	85303	89422
1516302191	83114		22012067	85700		22064233	83136		3189265	85700	
15174898	83136		22012082	85702		22064432	83221				
15174902	85071		22012083	85711		22064804	83136				
15588554	83136		22012083GS	85711		22064805	83136				
15740554	83137		22012090	85308	89422	22064806	83136				

Important Note: Competitive Interchanges are to be used for stocking purposes only. Where multiple crosses are identified, please reference the applications section of this catalog. / **Remarque importante:** Les interchanges concurrentiels ne s'utilisent qu'aux fins de stocks. Dans le cas de références multiples, consulter la section des applications du catalogue. / **Nota importante:** Dans le cas de références multiples, consulter la section des applications du catalogue. / **Nota importante:** Se pueden usar intercambios competitivos para propósitos de almacenamiento solamente. Cuando se identifican intercambios múltiples, consulte la sección de aplicaciones de este catálogo.

COMPETITIVE & O.E.M. INTERCHANGE LIST
Lista de Intercambios contra Competidores y Equipo Original.
Liste d'interchange de produits complitifs & d'equipement original (OEM)

General Motors... cont'd

General motors	Gabriel	Upgrade	General motors	Gabriel	Upgrade	General motors	Gabriel	Upgrade	General motors	Gabriel	Upgrade
3192333	85700		4975516	85702		5532675	85307		8944549860	83515	
3192416	85711		4975518	85704		5533699	85302	89420	8944549870	83515	
3192657	83216		4975538	85700		5534430	85303	89422	8970830290	83515	
3192890	83126	89430	4975549	83216		5534439	85304		8972019600	83515	
3192891	83221		4975550	85702		5534447	85303	89422	8972536200	83515	
3192892	83221		4975552	85711		5544060	85302	89420	8972536640	83159	
35901-0001	83209	89414	4984526	83216		5544112	83216		8972536650	83159	
35901-0003	85301		507-16	85702		5544581	85302	89420	898098-0580	83159	
35901-0004	83219		507-19	85700		5544716	85304		898098-0581	83159	
35901-0005	83219		507-3	85307		5544717	85304		898098-0590	83159	
35901-0017	83314		50716	85702		5544812	83308		898098-1250	83515	
359010001	83209	89414	50719	85700		5549899	83207	89407	898098-1270	83515	
359010003	85301		5073	85307		5549924	85700		8980980580	83159	
359010004	83219		508-86	83136		5549925	85304		8980980581	83159	
359010005	83219		50886	83136		5552111	85304		8980980590	83159	
359010017	83314		5171068	83216		5552112	85307		8980981250	83515	
37301-0016	85026		5304059	85700		5552114	83216		8980981270	83515	
37301-0021	85026		5316784	85700		5552206	83214		8983807460	83159	
37301-3202	85026		5316791	83219		5552209	83215		8983807470	83159	
373010016	85026		5316792	85305		5552210	85308	89422	8983810100	83515	
373010021	85026		5316793	85305		5552244	85308	89422	8983810120	83515	
373013202	85026		5316794	85700		5552285	83214		9-51630-647-1	83515	
3989717C1	83135		5321920	85307		5552451	85308	89422	9-51630-666-0	85012	89413
4089293C1	83397		5321929	85307		5552452	85303	89422	9-51630-666-2	85012	89413
4109458C2	83243		5348631	83203	89436	5552453	85301		94033786	83114	
4109582C1	83397		5352857	85700		5552454	85302	89420	94051090	83114	
4109583C1	83397		5352858	85305		5552456	85307		94057593	83114	
4206863C1	83398		5353054	85303	89422	5552552	85303	89422	94454987	83515	
4207304C1	83397		5355798	85307		5554184	85302	89420	9516306471	83515	
4208946C1	83398		5357955	85300	89419	5554589	85307		9516306660	85012	89413
4214011C2	85670		5357956	85734		5554596	85303	89422	9516306662	85012	89413
4939852	85308	89422	5357959	85300	89419	5554814	85302	89420	97-2210-00156	85702	
4939967	85308	89422	5361994	85734		5554959	83401		97-2210-00164	85708	
4940600	83209	89414	5374779	85308	89422	5554995	85305		97-2210-00170	85733	
4940601	83216		5374999	85307		5559363	83203	89436	97083027	83515	
4940606	83126	89430	5385939	85307		5585939	85307		97083029	83515	
4940614	83216		5392387	85303	89422	684280	83209	89414	97201960	83515	
4940627	83203	89436	5394448	85305		8-51630-666-0	85012	89413	97221000156	85702	
4940640	83216		5394467	85305		8-94057-593-0	83114		97221000164	85708	
4940650	83207	89407	5455798	85307		8-94454-986-0	83515		97221000170	85733	
4940654	83216		5513489	83216		8-94454-987-0	83515		97253616	83515	
4940660	83207	89407	5513716	85304		8-97083-029-0	83515		97253620	83515	
4940662	83126	89430	5516459	85305		8-97201-960-0	83515		97253621	83515	
4963844	85307		5522794	85308	89422	8-97253-620-0	83515		97253623	83515	
4963853	83216		5522818	85305		8-97253664-0	83159		97253651	83159	
4963854	83216		5527001	85300	89419	8-97253665-0	83159		97253664	83159	
4974401	85700		5527271	85700		8-98380-746-0	83159		97253665	83159	
4975429	85300	89419	5527272	85700		8-98380-747-0	83159		98098058	83159	
4975467	83207	89407	5527606	85305		8-98381-010-0	83515		98098059	83159	
4975479	83400		5531027	85301		8-98381-012-0	83515		98098125	83515	
4975480	83400		5531435	85307		87-2520-00003	85704		98098127	83515	
4975494	83207	89407	5531436	85307		87252000003	85704		98232671	83515	
4975497	83126	89430	5531437	85307		88982682	83136		98380746	83159	
4975501	85700		5532026	85304		88982684	83136		98380747	83159	
4975510	83221		5532425	83207	89407	88982686	85071		98381010	83515	
4975511	83303		5532433	83207	89407	8940575930	83114		98381012	83515	

Important Note: Competitive Interchanges are to be used for stocking purposes only. Where multiple crosses are identified, please reference the applications section of this catalog. / **Remarque importante:** Les interchanges concurrentiels ne s'utilisent qu'aux fins de stocks. Dans le cas de références multiples, consulter la section des applications du catalogue. / **Nota importante:** Dans le cas de referencias multiples, consultar la sección de aplicaciones del catálogo. / **Nota importante:** Se pueden usar intercambios competitivos para propósitos de almacenamiento solamente. Cuando se identifican intercambios múltiples, consulte la sección de aplicaciones de este catálogo.

COMPETITIVE & O.E.M. INTERCHANGE LIST
Lista de Intercambios contra Competidores y Equipo Original.
Liste dinterchange de produits comptitifs & dquipement original (OEM)

General Trailer Co.

General trailer co.	Gabriel	Upgrade	General trailer co.	Gabriel	Upgrade	General trailer co.	Gabriel	Upgrade	General trailer co.	Gabriel	Upgrade
120-1	83125		1201	83125		12608	83125				

Georgie Boy Manufacturing

Georgie boy manufacturing	Gabriel	Upgrade	Georgie boy manufacturing	Gabriel	Upgrade	Georgie boy manufacturing	Gabriel	Upgrade	Georgie boy manufacturing	Gabriel	Upgrade
1C34-18045-AA	83209	89414	9U9Z18125A	83122	89406	ASH-1230	83122	89406	ASH137	83122	89406
1C34-18045-JA	83209	89414	ASH-1022	83209	89414	ASH-137	83122	89406	ASH25824	83122	89406
66153-002	83124	89407	ASH-1023	83122	89406	ASH-25822	83209	89414	AT-620	83209	89414
66153002	83124	89407	ASH-1136	G63623		ASH-25823	83209	89414	AT-621	83122	89406
9U94-18045-AA	83209	89414	ASH-1154	G63622		ASH-25824	83122	89406	AT-766	83209	89414
9U94-18080-AA	83122	89406	ASH-1205	83209	89414	ASH-294	83209	89414	AT621	83122	89406
9U9418080AA	83122	89406	ASH-1206	83122	89406	ASH1023	83122	89406	F4-BE5-C832-MO	83124	89407
9U9Z-18124-A	83209	89414	ASH-1228	83209	89414	ASH1206	83122	89406	F4BE5C832MO	83124	89407
9U9Z-18125-A	83122	89406	ASH-1229	83209	89414	ASH1230	83122	89406			

Gillig Bros.

Gillig bros.	Gabriel	Upgrade	Gillig bros.	Gabriel	Upgrade	Gillig bros.	Gabriel	Upgrade	Gillig bros.	Gabriel	Upgrade
1145291N000	85916	89430	5314005000	85723		82-30159-000	85708		901951SP1	85734	
1583470	85051		5314010	85318		8201878	83122	89406	901968	85712	
200-171	85304		53176	85304		8221542000	85716		902164 SP1	85723	
200171	85304		5324685	85723		8230159000	85708		902423	85723	
53-02132	85723		57113	83219		90-1908	85723		9051024	85916	89430
53-02133-000	85318		57131	83216		90-1951-SP1	85734		90F-1912	85318	
53-13952-000	85722		665568	85051		90-1968	85712		90F1912	85318	
53-14005-000	85723		680009	85302	89420	90-2164 SP1	85723		H53-02132-14005	85723	
53-14010	85318		680333	85708		90-2423	85723		H53-20415-006	85051	
53-176	85304		695109	85723		90044046	83123	89405	H530213214005	85723	
53-24685	85723		695110	85318		90044683	83122	89406	H5320415006	85051	
5302132	85723		70034	85302	89420	90044769	83207	89407	MR6394	85723	
5302133000	85318		82-01878	83122	89406	90044770	83207	89407			
5313952000	85722		82-21542-000	85716		901908	85723				

Glaval Bus Co.

Glaval bus co.	Gabriel	Upgrade	Glaval bus co.	Gabriel	Upgrade	Glaval bus co.	Gabriel	Upgrade	Glaval bus co.	Gabriel	Upgrade
3578858C1	85656		4C4Z-18125-DA	85656		ASH-1154	G63622		FC44-18080-AB	85180	
3578858C2	85656		4C4Z18124JB	85928		ASH-24658	85181		FC4418045BB	85181	
3584116C1	83175		4C4Z18124QA	83175		ASH-24659	85181		FC4418080AB	85180	
3584116C2	83175		4C4Z18124RA	85928		ASH-24660	85180		FC4Z-18124-A	85181	
3584118C2	85928		4C4Z18125DA	85656		ASH24658	85181		FC4Z-18124-B	85181	
471700011530	85181		501906C92	83317		ASH24659	85181		FC4Z-18125-A	85180	
471700011531	85180		AA-616	83175		ASH24660	85180		FC4Z18124A	85181	
4C4Z-18124-JB	85928		AA-617	85928		ASH24661	83317		FC4Z18124B	85181	
4C4Z-18124-QA	83175		AA616	83175		AT-812	85928		FC4Z18125A	85180	
4C4Z-18124-RA	85928		AA617	85928		AT812	85928				
4C4Z-18125-B	83317		ASH-1136	G63623		FC44-18045-BB	85181				

GMC

Gmc	Gabriel	Upgrade	Gmc	Gabriel	Upgrade	Gmc	Gabriel	Upgrade	Gmc	Gabriel	Upgrade
1-51630-217-0	83114		15588554	83136		22012096	83221		22064806	83136	
1-51630-217-1	83114		15887728	83136		22012166	83126	89430	22064807	83136	
1-51630-219-1	83114		15963161	83122	89406	22012169	83221		22165187	83136	
1202-0012	83023		19152843	83136		22012196	83221		22165188	83136	
1202-0032	83016		22002293	83126	89430	22017530	83303		22165189	83136	
12020012	83023		22002295	83303		22017531	83303		22166442	83136	
12020032	83016		22007701	83126	89430	22046483	85304		3082284	83400	
12474915	83122	89406	22007750	83207	89407	22052336	85304		3166657	85700	
15123676	83136		22007751	83303		22064230	83136		3171068	83216	
1516302170	83114		22007753	83303		22064232	85071		3171069	85304	
1516302171	83114		22012065	85304		22064233	83136				
1516302191	83114		22012090	85308	89422	22064432	83221				
15174898	83136		22012091	85303	89422	22064804	83136				
15174902	85071		22012095	83126	89430	22064805	83136				

Important Note: Competitive Interchanges are to be used for stocking purposes only. Where multiple crosses are identified, please reference the applications section of this catalog. / **Remarque importante:** Les interchanges concurrentiels ne s'utilisent qu'aux fins de stocks. Dans le cas de rferences multiples, consulter la section des applications du catalogue. / **Nota importante:** En el caso de referencias multiples, consultar la sección de aplicaciones del catálogo. / **Nota importante:** Se pueden usar intercambios competitivos para propósitos de almacenamiento solamente. Cuando se identifican intercambios múltiples, consulte la sección de aplicaciones de este catálogo.

COMPETITIVE & O.E.M. INTERCHANGE LIST
Lista de Intercambios contra Competidores y Equipo Original.
Liste dinterchange de produits comptitifs & dquipement original (OEM)

GMC... cont'd

Gmc	Gabriel	Upgrade	Gmc	Gabriel	Upgrade	Gmc	Gabriel	Upgrade	Gmc	Gabriel	Upgrade
3171462	83126	89430	4940600	83209	89414	5552452	85303	89422	8980980581	83159	
3178106	85700		4940606	83126	89430	5552454	85302	89420	8980980590	83159	
3178507	85700		4940614	83216		5552456	85307		8980981250	83515	
3178995	85700		4963853	83216		8-94057-593-0	83114		8980981270	83515	
3182842	85711		4963854	83216		8-97083-029-0	83515		94033786	83114	
3188599	85711		4975467	83207	89407	8-97201-960-0	83515		94051090	83114	
3189265	85700		4975494	83207	89407	8-97253664-0	83159		94057593	83114	
3192333	85700		4975497	83126	89430	8-97253665-0	83159		94454987	83515	
3192416	85711		4975510	83221		88982682	83136		97201960	83515	
3192657	83216		4975511	83303		88982686	85071		97253616	83515	
3192890	83126	89430	4975552	85711		8940575930	83114		97253621	83515	
3192891	83221		4984526	83216		8970830290	83515		97253623	83515	
3192892	83221		5304059	85700		8972019600	83515		97253651	83159	
35901-0005	83219		5316784	85700		8972536640	83159		97253664	83159	
359010005	83219		5316794	85700		8972536650	83159		97253665	83159	
37301-0016	85026		5352857	85700		898098-0580	83159		98098058	83159	
37301-0021	85026		5527271	85700		898098-0581	83159		98098059	83159	
37301-3202	85026		5527272	85700		898098-0590	83159		98098125	83515	
373010016	85026		5544060	85302	89420	898098-1250	83515		98098127	83515	
373010021	85026		5549924	85700		898098-1270	83515				
373013202	85026		5552451	85308	89422	8980980580	83159				

Gold

Gold	Gabriel	Upgrade	Gold	Gabriel	Upgrade	Gold	Gabriel	Upgrade	Gold	Gabriel	Upgrade
5000736	83039		5000789	83110		5000856	85978		8160118	85900	
5000738	85071		5000790	83180		5000857	85929		8160119	85902	
5000740	83105		5000792	83134		5000859	83031		8160120	85069	89455
5000741	83136		5000793	83400		5000861	83025		8160189	85937	
5000742	83308		5000796	632147		5000862	83140		8160195	85013	89414
5000743	83107		5000797	85307		5000865	85910		8160195	85043	
5000744	85090		5000798	85712		5000869	83216		8160522	83029	
5000745	83314		5000799	85711		5000870	83022		8160523	83021	
5000745	85013	89414	5000800	85736		5000871	83164		8160848	85088	
5000747	83101		5000802	85341		5000872	85082		8160849	83051	
5000748	83135		5000804	85308	89422	5000877	85722		8160906	83147	
5000749	85308	89422	5000806	83027		5000879	85970		8160907	85036	89405
5000750	83035		5000807	85343		5000880	85711		8160908	83019	
5000751	85055	89439	5000808	85916	89430	5000881	85736		8160909	83123	89405
5000754	83015		5000809	83635		8150240	83125		8160910	83050	
5000758	85055	89439	5000813	83221		8150241	83207	89407	8160911	83041	
5000759	83142		5000816	85956		8150242	83128	89436	8160912	83001	
5000760	85934		5000818	83120		8150243	83009		8160935	83140	
5000761	85024		5000822	83004		8150371	83127		8160938	85062	89408
5000762	83160		5000825	83225		8150372	83137		8170098	85045	
5000764	85957		5000826	85029		8160090	85000	89436	8180050	85001	89410
5000765	83216		5000827	85908		8160091	85006		8180139	85936	89456
5000768	83401		5000828	83044		8160098	83456	89447	8180171	85958	
5000773	85065		5000830	83175		8160099	83318		8180172	85919	
5000776	85005	89430	5000831	83024		8160100	85052		8180173	85954	
5000777	83143		5000835	83150		8160101	85001	89410	8190008	85320	89429
5000778	83054		5000839	83131		8160102	83215		8190076	85300	89419
5000781	85656		5000840	83162		8160103	83312	89409	8190087	85738	
5000782	83017		5000844	83030		8160111	85066	89448	8190096	85729	
5000783	83025		5000849	85054		8160112	85061	89450	8190097	85727	
5000784	85080		5000850	83053		8160113	85931	89458			
5000785	83216		5000852	85376		8160114	85918	89449			
5000786	83103		5000853	83101		8160115	85031				
5000787	85938		5000855	83154		8160116	85012	89413			

Important Note: Competitive Interchanges are to be used for stocking purposes only. Where multiple crosses are identified, please reference the applications section of this catalog. / **Remarque importante:** Les interchanges concurrentiels ne s'utilisent qu'aux fins de stocks. Dans le cas de rferences multiples, consulter la section des applications du catalogue. / **Nota importante:** Dans le cas de rferences multiples, consulter la section des applications du catalogue. / **Nota importante:** Se pueden usar intercambios competitivos para propósitos de almacenamiento solamente. Cuando se identifican intercambios múltiples, consulte la sección de aplicaciones de este catálogo.

COMPETITIVE & O.E.M. INTERCHANGE LIST

Lista de Intercambios contra Competidores y Equipo Original.

Liste d'interchange de produits compititifs & d'equipement original (OEM)

Gold... cont'd

Gold	Gabriel	Upgrade	Gold	Gabriel	Upgrade	Gold	Gabriel	Upgrade	Gold	Gabriel	Upgrade
9150063	83216		9160513	85029		9170007	85918	89449	9180152	85003	89411
9150639	83009		9160536	85005	89430	9180126	85012	89413	9180153	85931	89458
9160091	85006		9160538	85045		9180130	85005	89430	9180184	83163	
9160092	85043		9160539	83203	89436	9180131	85001	89410	9180186	85933	89454
9160093	83317		9160540	85052		9180134	85921		9180187	85084	89460
9160094	85003	89411	9160545	83154		9180136	83128	89436	9180188	85069	89455
9160095	85062	89408	9160546	83008		9180137	85924	89457	9180190	85072	
9160096	85001	89410	9160547	83001		9180138	85954		9180191	85053	89442
9160097	85001	89410	9160697	G63622		9180140	85061	89450	9180192	85026	
9160117	85320	89429	9160761	G63461		9180142	85323	89436	9180193	85030	89440
9160121	85067	89451	9160820	83312	89409	9180143	85918	89449	9180194	85014	
9160190	85070	89459	9160933	83209	89414	9180144	85303	89422	9180195	83111	
9160268	85058	89431	9160934	83047		9180145	85067	89451	9180196	83122	89406
9160470	83124	89407	9160936	83048		9180146	85033	89427	9180197	85046	89434
9160488	83456	89447	9160972	83025		9180147	83136		9180198	85901	
9160493	83136		9160976	83053		9180148	85064		9180199	85301	
9160498	83136		9160980	83135		9180149	85900		9190007	85724	89443
9160500	85000	89436	9160983	83112		9180151	85070	89459	9450993	646155	

Goshen Coach

Goshen coach	Gabriel	Upgrade	Goshen coach	Gabriel	Upgrade	Goshen coach	Gabriel	Upgrade	Goshen coach	Gabriel	Upgrade
ASH-1136	G63623		ASH-1154	G63622		ASH1136	G63623		ASH1154	G63622	

Granning Suspension

Granning suspension	Gabriel	Upgrade	Granning suspension	Gabriel	Upgrade	Granning suspension	Gabriel	Upgrade	Granning suspension	Gabriel	Upgrade
1085	83214		680162	85300	89419	701071-01	665937				
2697	85712		701071-01	646155		OE12425	83214				

Great Dane Trailer

Great dane trailer	Gabriel	Upgrade	Great dane trailer	Gabriel	Upgrade	Great dane trailer	Gabriel	Upgrade	Great dane trailer	Gabriel	Upgrade
18163-01	83207	89407	HENS-20002	85000	89436	HENS20001	83389	89436	HENS24088	85000	89436
1816301	83207	89407	HENS-20126	85323	89436	HENS20002	85000	89436	MER202447	85919	
18164-01	83122	89406	HENS-21292	85052		HENS20126	85323	89436	REY18165-01	85006	
1816401	83122	89406	HENS-23566	85000	89436	HENS21292	85052		REY1816501	85006	
18165-01	85006		HENS-23649	85064		HENS23566	85000	89436			
1816501	85006		HENS-24088	83389	89436	HENS23649	85064				
HENS-20001	83389	89436	HENS-24088	85000	89436	HENS24088	83389	89436			

Grech Motors

Grech motors	Gabriel	Upgrade	Grech motors	Gabriel	Upgrade	Grech motors	Gabriel	Upgrade	Grech motors	Gabriel	Upgrade
ASH-1136	G63623		ASH-1154	G63622							

Greyhound Bus

Greyhound bus	Gabriel	Upgrade	Greyhound bus	Gabriel	Upgrade	Greyhound bus	Gabriel	Upgrade	Greyhound bus	Gabriel	Upgrade
12TA-01-013	85303	89422	3166657	85700		3192333	85700				
12TA01013	85303	89422	3178157	85700		690029	85700				

Grumman Bus

Grumman bus	Gabriel	Upgrade	Grumman bus	Gabriel	Upgrade	Grumman bus	Gabriel	Upgrade	Grumman bus	Gabriel	Upgrade
22025067	85704		97-2210-00002	85704		97221000001	85704		97221000005	85704	
22025305	85704		97-2210-00003	85704		97221000002	85704				
690029	85700		97-2210-00004	85704		97221000003	85704				
97-2210-00001	85704		97-2210-00005	85704		97221000004	85704				

Gulf Stream Coach

Gulf stream coach	Gabriel	Upgrade	Gulf stream coach	Gabriel	Upgrade	Gulf stream coach	Gabriel	Upgrade	Gulf stream coach	Gabriel	Upgrade
141700131809	85029		16-16873-000	85029		1618103000	85900		8C2418045DA	G63622	
141700131810	83160		16-16874-000	83160		19152843	83136		8C2418080DB	G63623	
15123676	83136		16-18103-000	85900		22064230	83136		8C2Z-18124-D	G63622	
15588554	83136		1616736000	85029		481700000493	85900		8C2Z-18125-D	G63623	
15887728	83136		1616737000	83160		88982682	83136		8C2Z18124D	G63622	
16-16736-000	85029		1616873000	85029		8C24-18045-DA	G63622		8C2Z18125D	G63623	
16-16737-000	83160		1616874000	83160		8C24-18080-DB	G63623		ASH-1136	G63623	

Important Note: Competitive Interchanges are to be used for stocking purposes only. Where multiple crosses are identified, please reference the applications section of this catalog. / **Remarque importante:** Les interchanges concurrentiels ne s'utilisent qu'aux fins de stocks. Dans le cas de références multiples, consulter la section des applications du catalogue. / **Nota importante:** En el caso de referencias múltiples, consultar la sección de aplicaciones del catálogo. / **Nota importante:** Se pueden usar intercambios competitivos para propósitos de almacenamiento solamente. Cuando se identifican intercambios múltiples, consulte la sección de aplicaciones de este catálogo.

COMPETITIVE & O.E.M. INTERCHANGE LIST

Lista de Intercambios contra Competidores y Equipo Original.

Liste d'interchange de produits complitifs & d'equipement original (OEM)

Gulf Stream Coach... cont'd

Gulf stream coach	Gabriel	Upgrade	Gulf stream coach	Gabriel	Upgrade	Gulf stream coach	Gabriel	Upgrade	Gulf stream coach	Gabriel	Upgrade
ASH-1154	G63622		ASH1154	G63622		AT-164G	G63623		AT164G	G63623	
ASH1136	G63623		AT-163G	G63622		AT163G	G63622				

Hardee Mfg.

Hardee mfg.	Gabriel	Upgrade	Hardee mfg.	Gabriel	Upgrade	Hardee mfg.	Gabriel	Upgrade	Hardee mfg.	Gabriel	Upgrade
8030223	83207	89407	AS789B	85014							

Hausman

Hausman	Gabriel	Upgrade	Hausman	Gabriel	Upgrade	Hausman	Gabriel	Upgrade	Hausman	Gabriel	Upgrade
695110	85318		695119	85702							

Hendrickson Trailer Suspension Systems

Hendrickson trailer suspension systems	Gabriel	Upgrade	Hendrickson trailer suspension systems	Gabriel	Upgrade	Hendrickson trailer suspension systems	Gabriel	Upgrade	Hendrickson trailer suspension systems	Gabriel	Upgrade
57905-2	85006		98583019	85323	89436	A2230	85005	89430	B-29826	85338	
579052	85006		A-10023	85000	89436	A2232	85005	89430	B-33312	85338	
60675-004	85006		A-10348	85043		A2240	85013	89414	B-33313	85338	
60675004	85006		A-11931	85000	89436	A22401	85043		B-33314	85939	
654951	85000	89436	A-14496	646155		A2471	85006		B-33314L	85939	
659024	85052		A-14583	85000	89436	A4084	85005	89430	B20345	85345	
665190	85006		A-1667	85000	89436	A4089	83209	89414	B21553	85738	
665246	85043		A-1668	85000	89436	A4890	85712		B21699	87018	
665267	85029		A-20001	83389	89436	A6156	85301		B21832	85323	89436
665405	85030	89440	A-20002	85000	89436	B-20345	85345		B21936	85064	
665406	85010		A-20126	85323	89436	B-21553	85738		B21947	85052	
665531	85000	89436	A-20345	85345		B-21699	87018		B21994	85938	
665532	85013	89414	A-20886	85030	89440	B-21832	85323	89436	B22311	85045	
665533	85005	89430	A-20887	85005	89430	B-21936	85064		B22312	85939	
665536	85000	89436	A-20889	85323	89436	B-21947	85052		B22345	85911	
665693	85064		A-21292	85052		B-21994	85938		B22715	85000	89436
665694	85052		A-2160	85014		B-22311	85045		B22862	85045	
665698	85911		A-2212	85029		B-22312	85939		B23013	85000	89436
665733	85045		A-2213	85010		B-22345	85911		B23014	85738	
665756	85000	89436	A-2218	85030	89440	B-22715	85000	89436	B23290	83150	
665758	85064		A-2230	85005	89430	B-22862	85045		B23315	85029	
665759	85052		A-2232	85005	89430	B-23013	85000	89436	B23316	85382	
665760	85045		A-2240	85013	89414	B-23014	85738		B23361	85911	
665761	85911		A-2240-1	85043		B-23290	83150		B23548	85079	
665763	85079		A-2471	85006		B-23315	85029		B23566	85000	89436
665764	85029		A-4084	85005	89430	B-23316	85382		B23649	85064	
665765	83150		A-4089	83209	89414	B-23361	85911		B23650	85052	
665766	85000	89436	A-4890	85712		B-23548	85079		B23651	85045	
665767	85045		A-6156	85301		B-23566	85000	89436	B23743	85938	
671948	85000	89436	A10023	85000	89436	B-23649	85064		B24023	85738	
680102	85712		A10348	85043		B-23650	85052		B24088	83389	89436
680341	85323	89436	A11931	85000	89436	B-23651	85045		B24088	85000	89436
680467	85323	89436	A14583	85000	89436	B-23743	85938		B24125	85323	89436
680509	85738		A1667	85000	89436	B-24023	85738		B24579	85939	
680565	85738		A1668	85000	89436	B-24088	83389	89436	B25174	85029	
680566	85938		A20001	83389	89436	B-24088	85000	89436	B25436	85916	89430
680568	85323	89436	A20002	85000	89436	B-24125	85323	89436	B25437	85337	
680571	85738		A20126	85323	89436	B-24579	85939		B25515	85338	
680573	85939		A20345	85345		B-25174	85029		B26652	85000	89436
680579	85939		A20886	85030	89440	B-25436	85916	89430	B27058	83128	89436
680614	85338		A20887	85005	89430	B-25437	85337		B27747	85911	
680617	85337		A20889	85323	89436	B-25515	85338		B29432	85323	89436
680702	85323	89436	A21292	85052		B-26652	85000	89436	B29678	85911	
680756	85323	89436	A2160	85014		B-27058	83128	89436			
680769	85911		A2212	85029		B-27747	85911				
680776	85338		A2213	85010		B-29432	85323	89436			
98583-019	85323	89436	A2218	85030	89440	B-29678	85911				

Important Note: Competitive Interchanges are to be used for stocking purposes only. Where multiple crosses are identified, please reference the applications section of this catalog. / **Remarque importante:** Les interchanges concurrentiels ne s'utilisent qu'aux fins de stocks. Dans le cas de rferences multiples, consulter la section des applications du catalogue. / **Nota importante:** Dans le cas de rferences multiples, consulter la section des applications du catalogue. / **Nota importante:** Se pueden usar intercambios competitivos para propósitos de almacenamiento solamente. Cuando se identifican intercambios múltiples, consulte la sección de aplicaciones de este catálogo.

COMPETITIVE & O.E.M. INTERCHANGE LIST
Lista de Intercambios contra Competidores y Equipo Original.
Liste dinterchange de produits comptitifs & dquipement original (OEM)

Hendrickson Trailer Suspension Systems... cont'd

Hendrickson trailer suspension systems	Gabriel	Upgrade	Hendrickson trailer suspension systems	Gabriel	Upgrade	Hendrickson trailer suspension systems	Gabriel	Upgrade	Hendrickson trailer suspension systems	Gabriel	Upgrade
B29826	85338		S-22715	85000	89436	S-4089	83209	89414	S23013	85000	89436
B33312	85338		S-22862	85045		S-4890	85712		S23014	85738	
B33313	85338		S-23013	85000	89436	S10348	85043		S23290	83150	
NS500699	85005	89430	S-23014	85738		S14583	85000	89436	S23315	85029	
S-10348	85043		S-23290	83150		S1667	85000	89436	S23316	85382	
S-14583	85000	89436	S-23315	85029		S1668	85000	89436	S23361	85911	
S-1667	85000	89436	S-23316	85382		S20001	83389	89436	S23548	85079	
S-1668	85000	89436	S-23361	85911		S20002	85000	89436	S23566	85000	89436
S-20001	83389	89436	S-23548	85079		S20126	85323	89436	S23649	85064	
S-20002	85000	89436	S-23566	85000	89436	S20345	85345		S23650	85052	
S-20126	85323	89436	S-23649	85064		S20886	85030	89440	S23651	85045	
S-20345	85345		S-23650	85052		S20887	85005	89430	S23743	85938	
S-20886	85030	89440	S-23651	85045		S20889	85323	89436	S24023	85738	
S-20887	85005	89430	S-23743	85938		S21292	85052		S24088	83389	89436
S-20889	85323	89436	S-24023	85738		S21553	85738		S24088	85000	89436
S-21292	85052		S-24088	83389	89436	S2160	85014		S24125	85323	89436
S-21553	85738		S-24088	85000	89436	S21699	87018		S24579	85939	
S-2160	85014		S-24125	85323	89436	S21832	85323	89436	S2471	85006	
S-21699	87018		S-24579	85939		S21936	85064		S25436	85916	89430
S-21832	85323	89436	S-2471	85006		S21947	85052		S25437	85337	
S-21936	85064		S-25436	85916	89430	S2212	85029		S25515	85338	
S-21947	85052		S-25437	85337		S2213	85010		S26652	85000	89436
S-2212	85029		S-25515	85338		S2218	85030	89440	S29432	85323	89436
S-2213	85010		S-26652	85000	89436	S2230	85005	89430	S29678	85911	
S-2218	85030	89440	S-29432	85323	89436	S22311	85045		S29826	85338	
S-2230	85005	89430	S-29678	85911		S22312	85939		S33312	85338	
S-22311	85045		S-29826	85338		S2232	85005	89430	S33313	85338	
S-22312	85939		S-33312	85338		S22345	85911		S33313L	85338	
S-2232	85005	89430	S-33313	85338		S2240	85013	89414	S4084	85005	89430
S-22345	85911		S-33313L	85338		S22715	85000	89436	S4089	83209	89414
S-2240	85013	89414	S-4084	85005	89430	S22862	85045		S4890	85712	

Hendrickson Truck Suspension Systems

Hendrickson truck suspension systems	Gabriel	Upgrade	Hendrickson truck suspension systems	Gabriel	Upgrade	Hendrickson truck suspension systems	Gabriel	Upgrade	Hendrickson truck suspension systems	Gabriel	Upgrade
060665-014	85962		47902-9	83123	89405	57241-004	83110		58913-003	85932	89453
060665-018	85961		4790211	83207	89407	57241-006	83111		58913-003L	85932	89453
060665014	85962		4790213	83122	89406	57241-006L	83111		58913-007	85959	
12738	83225		4790215	83137		57241001	83111		58913-007L	85959	
471700000456	85959		4790218	85030	89440	57241002	83109		58913-008	85959	
471700006269	85932	89453	4790219	83123	89405	57241003	83112		58913-008L	85959	
471700131545	85006		4790220	85036	89405	57241004	83110		58913-009	85959	
47902-11	83207	89407	4790221	85976		57241006	83111		58913-009L	85959	
47902-13	83122	89406	4790222	85916	89430	57241006L	83111		58913-011	85959	
47902-15	83137		4790224	83137		57324-1	85036	89405	58913-011L	85959	
47902-18	85030	89440	4790225	83125		57324-11	85305		58913-012	85932	89453
47902-19	83123	89405	4790226	83144		57324-2	85976		58913-012L	85932	89453
47902-20	85036	89405	4790227	83123	89405	57324-3	85916	89430	58913-015	85200	
47902-21	85976		4790228	85013	89414	57324-6	85043		58913-015L	85200	
47902-22	85916	89430	4790229	83149		573241	85036	89405	58913003	85932	89453
47902-24	83137		479023	85005	89430	5732411	85305		58913003L	85932	89453
47902-25	83125		479028	83122	89406	573242	85976		58913007	85959	
47902-26	83144		479029	83123	89405	573243	85916	89430	58913007L	85959	
47902-27	83123	89405	503610C2	83207	89407	573246	85043		58913008	85959	
47902-28	85013	89414	5554596	85303	89422	57905-1	85976		58913008L	85959	
47902-29	83149		57241-001	83111		579051	85976		58913009	85959	
47902-3	85005	89430	57241-002	83109		58623-1	85978		58913009L	85959	
47902-8	83122	89406	57241-003	83112		586231	85978		58913011	85959	

Important Note: Competitive Interchanges are to be used for stocking purposes only. Where multiple crosses are identified, please reference the applications section of this catalog. / **Remarque importante:** Les interchanges concurrentiels ne s'utilisent qu'aux fins de stocks. Dans le cas de références multiples, consulter la section des applications du catalogue. / **Nota importante:** Dans le cas de referencias multiples, consultar la sección de aplicaciones del catálogo. / **Nota importante:** Se pueden usar intercambios competitivos para propósitos de almacenamiento solamente. Cuando se identifican intercambios múltiples, consulte la sección de aplicaciones de este catálogo.

COMPETITIVE & O.E.M. INTERCHANGE LIST
Lista de Intercambios contra Competidores y Equipo Original.
Liste dinterchange de produits comptitifs & dquipement original (OEM)

Hendrickson Truck Suspension Systems... cont'd

Hendrickson truck suspension systems	Gabriel	Upgrade	Hendrickson truck suspension systems	Gabriel	Upgrade	Hendrickson truck suspension systems	Gabriel	Upgrade	Hendrickson truck suspension systems	Gabriel	Upgrade
58913011L	85959		60665005	85919		60670020	83148		60998-003	85006	
58913012	85932	89453	60665005L	85919		6067012	83168		60998001	85006	
58913012L	85932	89453	60665008	85978		60675-001	85978		60998002	85919	
58913015	85200		60665009	85043		60675-001L	85978		60998002L	85919	
59048-001	83148		60665011	85967		60675-002	85979		60998003	85006	
59048001	83148		60665013	85965		60675-002L	85979		64838-001	85933	89454
59057-001	83137		60665014	85962		60675-003	85976		64838-001L	85933	89454
59057-002	85036	89405	60665018	85961		60675-003L	85976		64838-002	85933	89454
59057001	83137		60665018L	85961		60675-006	85909		64838-002L	85933	89454
59057002	85036	89405	60665020	85919		60675-006L	85909		64838-003	85933	89454
59305-1	85979		60665025	85036	89405	60675-007	83122	89406	64838-003L	85933	89454
593051	85979		60665025L	85036	89405	60675-009	85978		64838001	85933	89454
59483-000	85919		60670-001	83123	89405	60675-010	85036	89405	64838001L	85933	89454
59483000	85919		60670-002	83207	89407	60675-013	83123	89405	64838002	85933	89454
59851-1	85976		60670-002L	83207	89407	60675-014	85978		64838002L	85933	89454
598511	85976		60670-003	83149		60675-017	85979		64838003	85933	89454
59852-1	85977		60670-004	83123	89405	60675-12	85638		64838003L	85933	89454
59852-2	85977		60670-005	83137		60675001	85978		654890	83207	89407
598521	85977		60670-006	83147		60675001L	85978		654891	83149	
598522	85977		60670-006L	83147		60675002	85979		654894	83123	89405
60657-003	85072		60670-007	83144		60675002L	85979		654895	83137	
60657-003L	85072		60670-007L	83144		60675003	85976		654896	83147	
60657-004	85072		60670-008	83123	89405	60675003L	85976		654897	83144	
60657-005	85087		60670-008L	83123	89405	60675006	85909		654898	83123	89405
60657-005L	85087		60670-009	85013	89414	60675006L	85909		654899	85013	89414
60657-006	85102		60670-010	83149		60675007	83122	89406	654900	83149	
60657-007	85072		60670-011	83148		60675009	85978		654903	83111	
60657-010	85102		60670-012	83168		60675010	85036	89405	654904	83109	
60657-011	85102		60670-013	83148		60675013	83123	89405	654905	83112	
60657003	85072		60670-014	83166		60675014	85978		659000	83148	
60657003L	85072		60670-017	83148		60675017	85979		659004	83123	89405
60657004	85072		60670-018	83166		6067512	85638		659048	83143	
60657005	85087		60670-019	83166		606758Q	85976		659049	83142	
60657005L	85087		60670-020	83148		60680-001	83111		659155	83147	
60657006	85102		60670-12	83168		60680-001L	83111		659202	83148	
60657007	85072		60670001	83123	89405	60680-002	83109		659292	83148	
60657010	85102		60670002	83207	89407	60680-003	83112		65992-001	85955	
60657011	85102		60670002L	83207	89407	60680-003L	83112		65992-002	85955	
60665-003	83137		60670003	83149		60680-004	83143		65992-002L	85955	
60665-004	85036	89405	60670004	83123	89405	60680-004L	83143		65992-003	85959	
60665-004L	85036	89405	60670005	83137		60680-005	83142		65992001	85955	
60665-005	85919		60670006	83147		60680-005L	83142		65992002	85955	
60665-005L	85919		60670006L	83147		60680001	83111		65992002L	85955	
60665-008	85978		60670007	83144		60680001L	83111		65992003	85959	
60665-009	85043		60670007L	83144		60680002	83109		665816	85072	
60665-011	85967		60670008	83123	89405	60680003	83112		665892	85072	
60665-013	85965		60670008L	83123	89405	60680003L	83112		671006	85036	89405
60665-014	85962		60670009	85013	89414	60680004	83143		671007	83137	
60665-018	85961		60670010	83149		60680004L	83143		671009	85919	
60665-018L	85961		60670011	83148		60680005	83142		671105	85072	
60665-020	85919		60670012	83168		60680005L	83142		671603	85919	
60665-025	85036	89405	60670013	83148		60685-001	85977		671606	85955	
60665-025L	85036	89405	60670014	83166		60685001	85977		671611	85955	
60665003	83137		60670017	83148		60998-001	85006		671704	85043	
60665004	85036	89405	60670018	83166		60998-002	85919		671764	85967	
60665004L	85036	89405	60670019	83166		60998-002L	85919		671792	85965	

Important Note: Competitive Interchanges are to be used for stocking purposes only. Where multiple crosses are identified, please reference the applications section of this catalog. / **Remarque importante:** Les interchanges concurrentiels ne s'utilisent qu'aux fins de stocks. Dans le cas de rferences multiples, consulter la section des applications du catalogue. / **Nota importante:** Dans le cas de rferences multiples, consulter la section des applications du catalogue. / **Nota importante:** Se pueden usar intercambios competitivos para propósitos de almacenamiento solamente. Cuando se identifican intercambios múltiples, consulte la sección de aplicaciones de este catálogo.

COMPETITIVE & O.E.M. INTERCHANGE LIST

Lista de Intercambios contra Competidores y Equipo Original.

Liste dinterchange de produits comptitifs & dquipement original (OEM)

Hendrickson Truck Suspension Systems... cont'd

Hendrickson truck suspension systems	Gabriel	Upgrade	Hendrickson truck suspension systems	Gabriel	Upgrade	Hendrickson truck suspension systems	Gabriel	Upgrade	Hendrickson truck suspension systems	Gabriel	Upgrade
671798	85962		98583-006	83148		A-14496	646155		BE76164-4	83225	
680091	85303	89422	98583-016	83147		AE76164-3	85307		BE761642	85303	89422
680600	85305		98583-032	85072		AE76164-4	83225		BE761643	85307	
70018	85303	89422	98583005	83168		AE761643	85307		BE761644	83225	
70021	85303	89422	98583006	83148		AE761644	83225		HDR 58913 015	85200	
70088	85307		98583016	83147		BE76164-2	85303	89422			
98583-005	83168		98583032	85072		BE76164-3	85307				

Highway Product

Highway product	Gabriel	Upgrade	Highway product	Gabriel	Upgrade	Highway product	Gabriel	Upgrade	Highway product	Gabriel	Upgrade
A1-6-134	83207	89407	A1-6-135	83203	89436	A16134	83207	89407	A16135	83203	89436

Hino

Hino	Gabriel	Upgrade	Hino	Gabriel	Upgrade	Hino	Gabriel	Upgrade	Hino	Gabriel	Upgrade
34802	83216		485002292	85308	89422	48530E0100	83166		60670-020	83148	
48500-1120	85308	89422	485003710A	83126	89430	48530E0250	83137		60670-029L	83166	
48500-1140	85308	89422	485003720	83140		48530E0290	83166		60670-030	83166	
48500-1340	85308	89422	48500E0420	83391		48530E0390	83166		60670-030L	83166	
48500-1610	85308	89422	48511-37320	83518		48531-37350	83519		60670-031L	83166	
48500-1700	85308	89422	48511-80162	83518		48531-37351	83519		60670012	83168	
48500-1730	85308	89422	4851137320	83518		48531-37361	83519		60670013	83148	
48500-1800	83216		4851180162	83518		48531-37362	83519		60670014	83166	
48500-1801	83216		48530-1190	85308	89422	4853137350	83519		60670014L	83166	
48500-1940	83141		48530-1460	83215		4853137351	83519		60670018	83166	
48500-1941	83141		48530-1531	85308	89422	4853137361	83519		60670018L	83166	
48500-1950	G63610		48530-1770	83215		4853137362	83519		60670019	83166	
48500-2240	85308	89422	48530-1800	85308	89422	6-031-7708-00	85308	89422	60670019L	83166	
48500-2280	85308	89422	48530-1812	85308	89422	6-031-7708-01	85308	89422	60670020	83148	
48500-2292	85308	89422	48530-1880	83215		6-031-7708-02	85308	89422	60670029L	83166	
48500-2750	G63610		48530-1910	83216		6-031-7708-03	85308	89422	60670030	83166	
48500-3710	83126	89430	48530-2000	85308	89422	6-071-4800-80	85308	89422	60670030L	83166	
48500-3720	83140		48530-2510	83216		6-071-4800-81	85308	89422	60670031L	83166	
48500-E0420	83391		48530-E0100	83166		6031770800	85308	89422	6071480080	85308	89422
485001120	85308	89422	48530-E0250	83137		6031770801	85308	89422	6071480081	85308	89422
485001140	85308	89422	48530-E0290	83166		6031770802	85308	89422	66639	G63610	
485001340	85308	89422	48530-E0390	83166		6031770803	85308	89422	S4850-01941	83141	
485001610	85308	89422	485301190	85308	89422	60670-012	83168		S4850-01950	G63610	
485001700	85308	89422	485301460	83215		60670-013	83148		S4850-02750	G63610	
485001730	85308	89422	485301531	85308	89422	60670-014	83166		S4850-03710	83126	89430
485001800	83216		485301770	83215		60670-014L	83166		S4850-03720	83140	
485001940	83141		485301800	85308	89422	60670-018	83166		S485001941	83141	
485001941	83141		485301812	85308	89422	60670-018L	83166		S485003720	83140	
485002240	85308	89422	485301880	83215		60670-019	83166		S4853-01910	83216	
485002280	85308	89422	485302000	85308	89422	60670-019L	83166		S4853-02510	83216	

Hobbs Trailer

Hobbs trailer	Gabriel	Upgrade	Hobbs trailer	Gabriel	Upgrade	Hobbs trailer	Gabriel	Upgrade	Hobbs trailer	Gabriel	Upgrade
680117	85300	89419									

Holiday Rambler

Holiday rambler	Gabriel	Upgrade	Holiday rambler	Gabriel	Upgrade	Holiday rambler	Gabriel	Upgrade	Holiday rambler	Gabriel	Upgrade
01809923	85029		24153249	85125		8C2Z18125D	G63623		ASH-1022	83209	89414
01809924	83144		24153256	85124		90044794	83127		ASH-1023	83122	89406
01809925	85010		24186629	85125		9U94-18045-AA	83209	89414	ASH-1136	G63623	
1C34-18045-AA	83209	89414	8C24-18045-DA	G63622		9U94-18080-AA	83122	89406	ASH-1154	G63622	
1C34-18045-JA	83209	89414	8C24-18080-DB	G63623		9U9418045AA	83209	89414	ASH-1161	85006	
1C3418045AA	83209	89414	8C2418045DA	G63622		9U9418080AA	83122	89406	ASH-1162	85005	89430
1C3418045JA	83209	89414	8C2418080DB	G63623		9U9Z-18124-A	83209	89414			
24-153249	85125		8C2Z-18124-D	G63622		9U9Z-18125-A	83122	89406			
24-153256	85124		8C2Z-18125-D	G63623		9U9Z18124A	83209	89414			
24-186629	85125		8C2Z18124D	G63622		9U9Z18125A	83122	89406			

Important Note: Competitive Interchanges are to be used for stocking purposes only. Where multiple crosses are identified, please reference the applications section of this catalog. / **Remarque importante:** Les interchanges concurrentiels ne s'utilisent qu'aux fins de stocks. Dans le cas de rferences multiples, consulter la section des applications du catalogue. / **Nota importante:** Dans le cas de rferences multiples, consultar la section des applications du catalogue. / **Nota importante:** Se pueden usar intercambios competitivos para propósitos de almacenamiento solamente. Cuando se identifican intercambios múltiples, consulte la sección de aplicaciones de este catálogo.

COMPETITIVE & O.E.M. INTERCHANGE LIST
Lista de Intercambios contra Competidores y Equipo Original.
Liste dinterchange de produits comptitifs & dquipement original (OEM)

Holiday Rambler... cont'd

Holiday rambler	Gabriel	Upgrade	Holiday rambler	Gabriel	Upgrade	Holiday rambler	Gabriel	Upgrade	Holiday rambler	Gabriel	Upgrade
ASH-1205	83209	89414	ASH1023	83122	89406	ASH25822	83209	89414	AT766	83209	89414
ASH-1206	83122	89406	ASH1136	G63623		ASH25823	83209	89414	F4-BE5-A832-MO	85125	
ASH-1228	83209	89414	ASH1154	G63622		ASH25824	83122	89406	F4-BE5-B492-HO	85125	
ASH-1229	83209	89414	ASH1161	85006		ASH294	83209	89414	F4-BE5-F324-HO	85125	
ASH-1230	83122	89406	ASH1162	85005	89430	AT-163G	G63622		F4-BE5-F325-HO	85124	
ASH-137	83122	89406	ASH1205	83209	89414	AT-164G	G63623		F4BE5A832MO	85125	
ASH-25820	85005	89430	ASH1206	83122	89406	AT-620	83209	89414	F4BE5B492HO	85125	
ASH-25821	85006		ASH1228	83209	89414	AT-621	83122	89406	F4BE5F324HO	85125	
ASH-25822	83209	89414	ASH1229	83209	89414	AT-766	83209	89414	F4BE5F325HO	85124	
ASH-25823	83209	89414	ASH1230	83122	89406	AT163G	G63622		W0005662	85125	
ASH-25824	83122	89406	ASH137	83122	89406	AT164G	G63623		W0005663	85124	
ASH-294	83209	89414	ASH25820	85005	89430	AT620	83209	89414	W0006254	85125	
ASH1022	83209	89414	ASH25821	85006		AT621	83122	89406			

Holland-Binkley

Holland-binkley	Gabriel	Upgrade	Holland-binkley	Gabriel	Upgrade	Holland-binkley	Gabriel	Upgrade	Holland-binkley	Gabriel	Upgrade
680298	85321		6898	83125							

Hutchens Suspension

Hutchens suspension	Gabriel	Upgrade	Hutchens suspension	Gabriel	Upgrade	Hutchens suspension	Gabriel	Upgrade	Hutchens suspension	Gabriel	Upgrade
9423-00	83203	89436	942300	83203	89436						

IC Corporation

Ic corporation	Gabriel	Upgrade	Ic corporation	Gabriel	Upgrade	Ic corporation	Gabriel	Upgrade	Ic corporation	Gabriel	Upgrade
1660846C92	83101		3578858C2	85656		3902993C1	83135		537524C91	83123	89405
1675455C1	85003	89411	3601600C3	85082		3902993C2	83135		6127088C1	83163	
2018987C1	85003	89411	3604282C1	85351		3902993C3	83135		6127713C1	85656	
2200327C1	85332		3605735C1	83169		472412C91	83456	89447	6127713C2	85656	
3533356C3	83169		3605735C2	83169		501553C91	85003	89411	OE13402S	83163	
3578105C1	83163		3609400C1	83317		501906C91	83317		OE13424S	83317	
3578105C2	83163		3609400C2	83317		501906C92	83317				

Ingersall Machine

Ingersall machine	Gabriel	Upgrade	Ingersall machine	Gabriel	Upgrade	Ingersall machine	Gabriel	Upgrade	Ingersall machine	Gabriel	Upgrade
665472	665472		665904	665472							

Ingersoll Axles

Ingersoll axles	Gabriel	Upgrade	Ingersoll axles	Gabriel	Upgrade	Ingersoll axles	Gabriel	Upgrade	Ingersoll axles	Gabriel	Upgrade
653511-01	85323	89436	653511-03	85045		65351101	85323	89436	65351103	85045	
653511-02	85938		653511-04	85052		65351102	85938		65351104	85052	

International

International	Gabriel	Upgrade	International	Gabriel	Upgrade	International	Gabriel	Upgrade	International	Gabriel	Upgrade
1201-0012	83023		12010254	83051		1202-0044	83025		1663606C91	85027	
1201-0154	83051		12011043	83025		1202-0054	83021		1664149C1	85029	
1201-0254	83051		12011044	83025		1202-1043	83025		1664524C1	85935	
1201-1043	83025		12011049	83025		1202-1044	83025		1664788C2	85316	89426
1201-1044	83025		12011212	83013		1202-1212	83013		1667520C1	85058	89431
1201-1049	83025		12011213	83005		1202-1213	83005		1675455C1	85003	89411
1201-1212	83013		12019007	83054		12020012	83023		1677707C1	85030	89440
1201-1213	83005		12019008	83054		12020032	83016		1690035C1	85003	89411
1201-9007	83054		12019009	83054		12020042	83025		2012768C1	83013	
1201-9008	83054		12019010	83053		12020043	83025		2012769C1	83005	
1201-9009	83054		12019011	83053		12020044	83025		2012769C2	83005	
1201-9010	83053		12019013	83062		12020054	83021		2015556C1	85316	89426
1201-9011	83053		12019014	83062		12021043	83025		2015557C1	85030	89440
1201-9013	83062		12019018	83062		12021044	83025		2018987C1	85003	89411
1201-9014	83062		12019021	83062		12021212	83013		2018987C2	85003	89411
1201-9018	83062		1202-0012	83023		12021213	83005		2023684C1	83015	
1201-9021	83062		1202-0032	83016		1660846C91	83101		2023685C1	83015	
12010012	83023		1202-0042	83025		1660846C92	83101		2025790C1	83013	
12010154	83051		1202-0043	83025		1663471C1	83103		2029200C91	83126	89430

Important Note: Competitive Interchanges are to be used for stocking purposes only. Where multiple crosses are identified, please reference the applications section of this catalog. / **Remarque importante:** Les interchanges concurrentiels ne s'utilisent qu'aux fins de stocks. Dans le cas de rferences multiples, consulter la section des applications du catalogue. / **Nota importante:** Dans le cas de rferences multiples, consulter la section des applications du catalogue. / **Nota importante:** Se pueden usar intercambios competitivos para propósitos de almacenamiento solamente. Cuando se identifican intercambios múltiples, consulte la sección de aplicaciones de este catálogo.

COMPETITIVE & O.E.M. INTERCHANGE LIST
Lista de Intercambios contra Competidores y Equipo Original.
Liste dinterchange de produits comptitifs & dquipement original (OEM)

International... cont'd

International	Gabriel	Upgrade	International	Gabriel	Upgrade	International	Gabriel	Upgrade	International	Gabriel	Upgrade
2029200C91	85030	89440	320444C91	85012	89413	3584117C1	83135		3812837C1	85954	
2032533C1	85316	89426	329316C92	85012	89413	3584117C2	83135		3813340C1	85964	
2039549C1	85333		3501427C1	619501		3584118C1	85928		3813340C2	85964	
204994R91	83225		350425C1	85300	89419	3584118C2	85928		3813340C3	85964	
206620R91	83216		350426C1	85734		3584535C1	85924	89457	3813340C4	85964	
206621R91	83216		350426C91	85734		3584535C2	85924	89457	3813341C1	85963	
206621R92	83216		3514952C1	85976		3584535C3	85924	89457	3813341C2	85963	
208664C91	85307		3515265C1	83112		3586883C1	85931	89458	3813341C3	85963	
210533R91	83225		3515265C2	83112		3586902C2	83364		3813341C4	85963	
210534R92	83225		3533356C1	83135		3586902C3	83364		3816234C1	85929	
210535R91	83225		3533356C2	83135		3588209C1	85957		3821760C1	85931	89458
210536R91	83225		3533356C3	83169		3588209C2	85957		383379C91	83308	
210537R91	83225		3533357C1	85957		3596107C1	85927		384435C91	83216	
210538R91	83225		3533357C2	85957		3596107C2	85927		3868265C1	85995	
210918R91	83215		3533357C3	85957		3596107C3	85927		3885832C1	83135	
210919R91	85307		3541456C1	85929		3596107C4	85927		3885832C2	83135	
210920R91	85308	89422	3544768C1	85656		3596878C2	85648		3892445C3	85931	89458
2200327C1	85332		3544768C2	85656		3601600C1	85082		3892458C1	85656	
2500013C1	83013		3549099C1	85923	89458	3601600C2	85082		3892458C2	85656	
2503529C1	83025		3549099C2	85923	89458	3601600C3	85082		3902993C1	83135	
2507948C1	83054		3549099C3	85923	89458	3604282C1	85351		3902993C3	83135	
2508326C1	83021		3549100C1	85656		360444C91	85012	89413	3914952C1	85976	
2508327C1	83025		3553628C1	85927		3606770C1	83163		3945165C1	83180	
2509221C91	83054		3553628C2	85927		3606770C2	83163		3977759C2	85639	
2509222C91	83053		3553628C3	85927		3606857C1	85954		3983162C1	85639	
2509223C91	83054		3553628C4	85927		3606857C2	85954		3983162C2	85639	
2509223C92	83054		3557165C1	83053		3606857C3	85994		3989717C1	83135	
2509224C91	83053		3557167C3	83053		3606859C1	85954		3991991C1	83135	
2585145C1	83051		3558089C1	85648		3606859C2	85954		4050340C1	85931	89458
2589922C1	83051		3558089C2	85648		3606859C3	85994		4050340C2	85931	89458
2590915C1	83062		3558089C3	85648		3609178C1	85955		4050443C1	85994	
2590916C1	83062		3558989C1	85648		3609400C1	83317		4050443C2	85994	
2593803C91	83062		3558989C2	85648		3609400C2	83317		4050444C1	85994	
2595314C1	83062		3560705C2	83054		3610198C1	85963		4050444C2	85994	
2597458C91	83062		3571711C1	85316	89426	3610199C1	85964		4055574C2	83907	
2600491C91	83062		3571713C1	85333		3613984C1	85955		4060267C4	83909	
2601488C91	83062		3573265C1	85931	89458	3620395C1	85931	89458	4069426C1	85642	
2602021C1	83062		3576464C1	85957		3626571C1	85072		4069434C1	85642	
288920C91	83225		3576464C2	85957		3626571C2	85072		4069435C1	85642	
288921C91	83225		3576465C1	85929		3660548C1	85955		4070336C1	85058	89431
288921R92	83225		3576465C2	85929		3660549C1	85955		4070352C1	85648	
293009C91	85308	89422	3578105C1	83163		3668566C1	85954		4072186C1	85928	
294334C91	83216		3578105C2	83163		3670156C1	85954		4089293C1	83397	
3000070C91	83456	89447	3578858C1	85656		3674348C1	85954		4109458C2	83243	
3000098C1	83317		3578858C2	85656		3688614C1	85923	89458	4109582C1	83397	
306444C91	85012	89413	3581106C1	85924	89457	3688615C1	85931	89458	4109583C1	83397	
3085640C92	83216		3581106C2	85924	89457	3688616C1	85923	89458	4164142C1	83244	
308646C91	85012	89413	3581106C3	85924	89457	3688729C1	85931	89458	4164145C1	85672	
308648C91	83225		3581107C1	85924	89457	3688732C1	85931	89458	4164146C1	83169	
308649C91	83216		3581107C2	85924	89457	3737574C1	85954		4164147C1	85671	
308650C91	83216		3581107C3	85924	89457	3737575C1	85954		4164148C1	85003	89411
308650C92	83216		3581109C1	85924	89457	3737576C1	85931	89458	4164149C1	85923	89458
308664C91	85307		3581109C3	85924	89457	3806341C3	85995		4164152C1	85924	89457
308668C91	85012	89413	3581109C4	85924	89457	3806341C4	85995		4164155C1	85058	89431
308668C92	85012	89413	3584116C1	83175		3810581C3	85995		4164156C1	85924	89457
308669C91	85012	89413	3584116C2	83175		3810581C4	85995		4164161C1	85929	

Important Note: Competitive Interchanges are to be used for stocking purposes only. Where multiple crosses are identified, please reference the applications section of this catalog. / **Remarque importante:** Les interchanges concurrentiels ne s'utilisent qu'aux fins de stocks. Dans le cas de rfrences multiples, consulter la section des applications du catalogue. / **Nota importante:** Dans le cas de rfrences multiples, consultar la section des applications du catalogue. / **Nota importante:** Se pueden usar intercambios competitivos para propósitos de almacenamiento solamente. Cuando se identifican intercambios múltiples, consulte la sección de aplicaciones de este catálogo.

COMPETITIVE & O.E.M. INTERCHANGE LIST
Lista de Intercambios contra Competidores y Equipo Original.
Liste dinterchange de produits comptitifs & dquipement original (OEM)

International... cont'd

International	Gabriel	Upgrade	International	Gabriel	Upgrade	International	Gabriel	Upgrade	International	Gabriel	Upgrade
4170820C1	619501		471201C91	85012	89413	60657011	85102		800670	85060	
4205983C1	83397		471203C91	83308		60665-013	85965		873619C92	83314	
4206863C1	83398		472367C91	83318		60665013	85965		873619C93	83314	
4207304C1	83397		472411C91	83456	89447	60670-007	83144		873622C91	83308	
4208946C1	83398		472412C91	83456	89447	60670-007L	83144		874695R91	85012	89413
4211080C1	85957		472414C91	83318		60670007	83144		874695R92	85012	89413
4212927C1	85929		474002C91	83308		60670007L	83144		874696R91	85012	89413
4212932C1	85931	89458	477132C1	85303	89422	60675-003	85976		90044025	83209	89414
4212942C1	85639		47902-24	83137		60675-003L	85976		90044626	83126	89430
4213758C1	85639		4790224	83137		60675003	85976		AMS600102	85005	89430
4213760C1	83163		4C4Z-18124-N	85957		60675003L	85976		AMS600172	83126	89430
4214011C2	85670		4C4Z-18125-DA	85656		60680-003	83112		AMS600172	85005	89430
426744R91	85303	89422	4C4Z18124N	85957		60680-003L	83112		AMS600172	85030	89440
426744R92	85303	89422	4C4Z18125DA	85656		60680-004	83143		AMS650102	85001	89410
446-51-211	85739		501506C91	83317		60680-004L	83143		AMS650107	85316	89426
44651211	85739		501553C91	85003	89411	60680-005	83142		AMS650400	85033	89427
452566C91	83225		501905C91	83301		60680-005L	83142		AMS650402	85311	89424
453527C91	85311	89424	501906C91	83317		60680003	83112		AMS650404	85310	89423
453528C91	85311	89424	501906C92	83317		60680003L	83112		AMS650405	85023	89415
453556C91	85012	89413	503550C1	83207	89407	60680004	83143		AMS650406	85024	
453561C91	83225		503610C1	83207	89407	60680004L	83143		AMS650408	85319	89428
453562C91	83225		503610C2	83207	89407	60680005	83142		AMS650420	85013	89414
453564C91	85012	89413	507202C1	85030	89440	60680005L	83142		AMS65145	85671	
453565C91	83225		534464C1	85734		6127086C1	85637		AMS66161	83053	
453566C91	83225		537524C91	83123	89405	6127087C1	83364		H60657-003	85072	
453567C91	83216		537525C91	83123	89405	6127088C1	83163		H60657-006	85102	
453568C91	83225		540395C91	83613		6127096C1	83180		H60657-010	85102	
453569C91	83225		540395C92	83613		6127666C1	85642		H60657-011	85102	
453570C91	83216		548532C1	83103		6127688C1	83169		H60657003	85072	
453571C91	83216		56101 Z1030	85311	89424	6127690C1	85923	89458	H60657006	85102	
453572C91	83309		56101 Z2000	85311	89424	6127700C1	83395		H60657010	85102	
453574C91	85307		56101 Z5008	83114		6127704C1	85670		H60657011	85102	
453575C91	83308		56101 Z5011	G63610		6127705C1	85924	89457	H60665013	85965	
453576C91	85303	89422	57905-001	85976		6127713C1	85656		H60675-003	85976	
453576C92	85303	89422	57905001	85976		6127713C2	85656		H60675003	85976	
453577C91	85308	89422	586724C91	83456	89447	6127714C1	85928		H60680-003	83112	
453579C91	85308	89422	596329C1	85014		65992-001	85955		H60680003	83112	
462557C91	85300	89419	60657-003	85072		65992-002	85955		H60680004	83143	
462603C91	85705	89447	60657-003L	85072		65992-002L	85955		HDR60680-005	83142	
462753C91	83216		60657-006	85102		65992001	85955		HDR60680005	83142	
463926C91	85705	89447	60657-010	85102		65992002	85955		OE 18513	83135	
467371C91	83225		60657-011	85102		65992002L	85955		OE 13402S	83163	
467372C91	83225		60657003	85072		6ETZ-18125-A	83364		OE 13424S	83317	
467983C91	85012	89413	60657003L	85072		6ETZ18125A	83364		OE 14771	83062	
467984C91	83216		60657006	85102		70334	85316	89426	OE 17103	83135	
467985C91	85012	89413	60657010	85102		790335C91	83209	89414			

Isuzu

Isuzu	Gabriel	Upgrade	Isuzu	Gabriel	Upgrade	Isuzu	Gabriel	Upgrade	Isuzu	Gabriel	Upgrade
1-51630-160-0	83162		1516301600	83162		51630647	83515		8-22064-806-0	83136	
1-51630-167-0	83613		1516301670	83613		51630666	85012	89413	8-22064-807-0	83136	
1-51630-168-1	83515		1516301681	83515		60670-005	83137		8-22064232-0	85071	
1-51630-217-0	83114		15174902	85071		60670-005L	83137		8-22064233-0	83136	
1-51630-217-1	83114		15887728	83136		60670005	83137		8-22064804-0	83136	
1-51630-219-0	83114		19152843	83136		60670005L	83137				
1-51630-219-1	83114		51630168	83515		8-22064-233-0	83136				
12474915	83122	89406	51630217	83114		8-22064-804-0	83136				
15123676	83136		51630219	83114		8-22064-805-0	83136				

Important Note: Competitive Interchanges are to be used for stocking purposes only. Where multiple crosses are identified, please reference the applications section of this catalog. / **Remarque importante:** Les interchanges concurrentiels ne s'utilisent qu'aux fins de stocks. Dans le cas de références multiples, consulter la section des applications du catalogue. / **Nota importante:** Dans le cas de referencias multiples, consultar la sección de aplicaciones del catálogo. / **Nota importante:** Se pueden usar intercambios competitivos para propósitos de almacenamiento solamente. Cuando se identifican intercambios múltiples, consulte la sección de aplicaciones de este catálogo.

COMPETITIVE & O.E.M. INTERCHANGE LIST

Lista de Intercambios contra Competidores y Equipo Original.

Liste dinterchange de produits comptitifs & dquipement original (OEM)

Isuzu... cont'd

Isuzu	Gabriel	Upgrade	Isuzu	Gabriel	Upgrade	Isuzu	Gabriel	Upgrade	Isuzu	Gabriel	Upgrade
8-22064805-0	83136		8-98232671-1	83515		8972536160	83515		8983810120	83515	
8-94454-647-1	83515		8-98232672-0	83515		8972536200	83515		9-51630-647-1	83515	
8-94454-986-0	83515		8-98232672-1	83515		8972536201	83515		9-51630-666-0	85012	89413
8-94454-987-0	83515		8-98316-228-0	83159		8972536210	83515		9-51630-666-2	85012	89413
8-97083-027-0	83515		8-98316227-0	83159		8972536230	83515		94454986	83515	
8-97083-029-0	83515		8-98321-912-1	85071		8975179660	83137		94454987	83515	
8-97253-616-0	83515		8-98343986-0	83159		8975179661	83137		9516306660	85012	89413
8-97253-620-0	83515		8-98380-746-0	83159		898098-0581	83159		9516306662	85012	89413
8-97253-620-1	83515		8-98380-747-0	83159		898098-1250	83515		97083027	83515	
8-97253-621-0	83515		8-98381-010-0	83515		898098-1270	83515		97083029	83515	
8-97253-623-0	83515		8-98381-012-0	83515		8980980590	83159		97253620	83515	
8-97253-651-2	83159		8220642320	85071		8980980591	83159		97253651	83159	
8-97253-664-0	83159		8220642330	83136		8980981250	83515		97253664	83159	
8-97253-665-0	83159		8220648040	83136		8980981270	83515		97253665	83159	
8-97517-966-0	83137		8220648050	83136		8982326710	83515		98098058	83159	
8-97517-966-1	83137		8220648060	83136		8982326711	83515		98098059	83159	
8-98098-058-0	83159		8220648070	83136		8982326720	83515		98098125	83515	
8-98098-058-1	83159		88982682	83136		8982326721	83515		98098127	83515	
8-98098-059-0	83159		88982686	85071		8983162280	83159		98232671	83515	
8-98098-059-1	83159		8944549870	83515		8983219121	85071		98232672	83515	
8-98098-125-0	83515		8970830270	83515		8983807460	83159		98316227	83159	
8-98098-127-0	83515		8970830290	83515		8983807470	83159		98343986	83159	
8-98232671-0	83515		8972019600	83515		8983810100	83515				

Itasca

Itasca	Gabriel	Upgrade	Itasca	Gabriel	Upgrade	Itasca	Gabriel	Upgrade	Itasca	Gabriel	Upgrade
141700131809	85029		24153256	85124		ASH-1154	G63622		AT-620	83209	89414
141700131810	83160		24186629	85125		ASH-1205	83209	89414	AT-621	83122	89406
16-16736-000	85029		481700000493	85900		ASH-1206	83122	89406	AT-766	83209	89414
16-16737-000	83160		66153-002	83124	89407	ASH-1228	83209	89414	AT621	83122	89406
16-16873-000	85029		66153002	83124	89407	ASH-1229	83209	89414	F4-BE5-A832-MO	85125	
16-16874-000	83160		8C24-18045-DA	G63622		ASH-1230	83122	89406	F4-BE5-B492-HO	85125	
16-18103-000	85900		8C24-18080-DB	G63623		ASH-137	83122	89406	F4-BE5-C832-MO	83124	89407
1616736000	85029		8C2Z-18124-D	G63622		ASH-25822	83209	89414	F4-BE5-F324-HO	85125	
1616737000	83160		8C2Z-18125-D	G63623		ASH-25823	83209	89414	F4-BE5-F325-HO	85124	
1616873000	85029		9U94-18045-AA	83209	89414	ASH-25824	83122	89406	F4BE5A832MO	85125	
1616874000	83160		9U94-18080-AA	83122	89406	ASH-294	83209	89414	F4BE5B492HO	85125	
1618103000	85900		9U9418080AA	83122	89406	ASH1023	83122	89406	F4BE5C832MO	83124	89407
1C34-18045-AA	83209	89414	9U9Z-18124-A	83209	89414	ASH1206	83122	89406	F4BE5F324HO	85125	
1C34-18045-JA	83209	89414	9U9Z-18125-A	83122	89406	ASH1230	83122	89406	F4BE5F325HO	85124	
24-153249	85125		9U9Z18125A	83122	89406	ASH137	83122	89406	W0005662	85125	
24-153256	85124		ASH-1022	83209	89414	ASH25824	83122	89406	W0005663	85124	
24-186629	85125		ASH-1023	83122	89406	AT-163G	G63622		W0006254	85125	
24153249	85125		ASH-1136	G63623		AT-164G	G63623				

Jay Madsen

Jay madsen	Gabriel	Upgrade	Jay madsen	Gabriel	Upgrade	Jay madsen	Gabriel	Upgrade	Jay madsen	Gabriel	Upgrade
3166657	85700		3192333	85700							

Jayco RV Inc.

Jayco rv inc.	Gabriel	Upgrade	Jayco rv inc.	Gabriel	Upgrade	Jayco rv inc.	Gabriel	Upgrade	Jayco rv inc.	Gabriel	Upgrade
ASH-1136	G63623		ASH-1229	83209	89414	ASH-25823	83209	89414	ASH25824	83122	89406
ASH-1154	G63622		ASH-25822	83209	89414	ASH-25824	83122	89406			

Jifflox

Jifflox	Gabriel	Upgrade	Jifflox	Gabriel	Upgrade	Jifflox	Gabriel	Upgrade	Jifflox	Gabriel	Upgrade
CP-5222	85315		CP5222	85315							

John Deere

John deere	Gabriel	Upgrade	John deere	Gabriel	Upgrade	John deere	Gabriel	Upgrade	John deere	Gabriel	Upgrade
3638112	G63183		4036892	G63605							

Important Note: Competitive Interchanges are to be used for stocking purposes only. Where multiple crosses are identified, please reference the applications section of this catalog. / **Remarque importante:** Les interchanges concurrentiels ne s'utilisent qu'aux fins de stocks. Dans le cas de références multiples, consulter la section des applications du catalogue. / **Nota importante:** Dans le cas de referencias multiples, consultar la sección de aplicaciones del catálogo. / **Nota importante:** Se pueden usar intercambios competitivos para propósitos de almacenamiento solamente. Cuando se identifican intercambios múltiples, consulte la sección de aplicaciones de este catálogo.

COMPETITIVE & O.E.M. INTERCHANGE LIST
Lista de Intercambios contra Competidores y Equipo Original.
Liste dinterchange de produits comptitifs & dquipement original (OEM)

John Deere... cont'd

Kenworth

Kenworth	Gabriel	Upgrade	Kenworth	Gabriel	Upgrade	Kenworth	Gabriel	Upgrade	Kenworth	Gabriel	Upgrade
02-02736-2	85302	89420	1012032002PLUS	85320	89429	1613947000PLUS	85319	89428	60680-005L	83142	
02-02736PLUS	85302	89420	1012032002PLUS2	85320	89429	1613947000PLUS2	85319	89428	60680004	83143	
02-02736PLUS-2	85302	89420	1012542000PLUS	85901		16725-01	83126	89430	60680004L	83143	
02-02737-2	85062	89408	11418	646177		1672501	83126	89430	60680005	83142	
02-02737PLUS	85062	89408	11418WAC	646177		1707378PAC	85182		60680005L	83142	
02-02737PLUS-2	85062	89408	1201-0012	83023		19495-01	83126	89430	64178-001	83143	
02-02738-2	85012	89413	1201-1043	83025		1949501	83126	89430	64178001	83143	
02-02738PLUS	85012	89413	1201-1044	83025		2018987C1PLUS	85003	89411	665092	83312	89409
02-02738PLUS-2	85012	89413	1201-1046	83049		2018987C1PLUS-2	85003	89411	665118	83312	89409
02-02739-2	85013	89414	1201-1264	83031		2018987C1PLUS2	85003	89411	665174	85060	
02-02739PLUS	85013	89414	1201-8001	83908		2027382	85012	89413	665331	85740	
02-02740-2	85036	89405	1201-8002	83081		25333002	83049		665453	85001	89410
02-02741-2	85012	89413	12010012	83023		25523002	83908		665565	85007	
02-02742-2	85062	89408	12011043	83025		25523013	83081		665565PLUS	85007	
02-04010-2	85012	89413	12011044	83025		25523024	83081		665565PLUS-2	85007	
02-0739PLUS-2	85013	89414	12011046	83049		3166657	85700		665565PLUS2	85007	
02027362	85302	89420	12011264	83031		471700004423	85109		665617	85031	
0202736PLUS	85302	89420	12018001	83908		471700013186	85109		665617-2	85031	
0202736PLUS2	85302	89420	12018002	83081		47902-13PLUS	83122	89406	6656172	85031	
0202737PLUS	85062	89408	1202-0012	83023		47902-19	83123	89405	665632	85013	89414
0202738PLUS	85012	89413	1202-0032	83016		47902-24	83137		665633	85033	89427
0202738PLUS2	85012	89413	1202-0042	83025		4790213PLUS	83122	89406	665670	85001	89410
02027392	85013	89414	1202-0043	83025		4790219	83123	89405	665680	83312	89409
0202739PLUS	85013	89414	1202-0044	83025		4790224	83137		665738-2	85910	
02027402	85036	89405	1202-0054	83021		60657-003	85072		665783	83123	89405
02027412	85012	89413	1202-1043	83025		60657-003L	85072		665784	83122	89406
02040102	85012	89413	1202-1046	83049		60657003	85072		665785	83137	
020739PLUS2	85013	89414	1202-1064	83024		60657003L	85072		665788	85000	89436
03-04176PLUS	85308	89422	1202-1065	83002		60665-011	85967		665788-2	85000	89436
03-06084PLUS	85033	89427	1202-1164	83031		60665-013	85965		665828	85067	89451
03-06084PLUS-2	85031		1202-1264	83031		60665011	85967		665844	85069	89455
03-06084PLUS-2	85033	89427	1202-1286	83056		60665013	85965		665858	85070	89459
03-07421PLUS	85311	89424	1202-K065	83002		60670-004	83123	89405	665858-2	85070	89459
03-07423-2	85031		12020012	83023		60670-005	83137		6658582	85070	89459
03-07423-2	85033	89427	12020032	83016		60670-005L	83137		665903	85900	
03-07423PLUS	85033	89427	12020042	83025		60670-005PLUS	83137		665906	85902	
03-07423PLUS-2	85031		12020043	83025		60670-005PLUS-2	83137		665918	85900	
03-07423PLUS-2	85033	89427	12020044	83025		60670-008	83123	89405	665926	85047	89435
03-08350-2	85343		12020054	83021		60670-008L	83123	89405	665927	85901	
03-08781	85069	89455	12021043	83025		60670-008PLUS	83123	89405	665928	85062	89408
03-08781-2	85069	89455	12021046	83049		60670-008PLUS-2	83123	89405	665930	85001	89410
0304176PLUS	85308	89422	12021064	83024		60670004	83123	89405	665931	83312	89409
0306084PLUS	85033	89427	12021065	83002		60670005	83137		665932	85012	89413
0306084PLUS2	85033	89427	12021164	83031		60670005L	83137		665944	85900	
0307421PLUS	85311	89424	12021264	83031		60670005PLUS	83137		665944-2	85900	
03074232	85033	89427	12021286	83056		60670008	83123	89405	665945	85902	
0307423PLUS	85033	89427	1202K046	83049		60670008L	83123	89405	665945-2	85902	
0307423PLUS2	85033	89427	1202K064	83024		60670008PLUS	83123	89405	665950	85902	
03083502	85343		1202K065	83002		60670008PLUS2	83123	89405	671052	85070	89459
0308781	85069	89455	1202K164	83031		60675-017	85979		671052-2	85070	89459
03087812	85069	89455	1202K264	83031		60675017	85979		6710522	85070	89459
10-12032-002PLUS	85320	89429	1202K286	83056		60680-004	83143		671654	85936	89456
10-12032-002PLUS-2	85320	89429	16-13947-000PLUS	85319	89428	60680-004L	83143		671656	85985	
10-12542-000PLUS	85901		16-13947-000PLUS-2	85319	89428	60680-005	83142		671699	85937	

Important Note: Competitive Interchanges are to be used for stocking purposes only. Where multiple crosses are identified, please reference the applications section of this catalog. / **Remarque importante:** Les interchanges concurrentiels ne s'utilisent qu'aux fins de stocks. Dans le cas de rferences multiples, consulter la section des applications du catalogue. / **Nota importante:** Dans le cas de rferences multiples, consulter la section des applications du catalogue. / **Nota importante:** Se pueden usar intercambios competitivos para propósitos de almacenamiento solamente. Cuando se identifican intercambios múltiples, consulte la sección de aplicaciones de este catálogo.

COMPETITIVE & O.E.M. INTERCHANGE LIST
Lista de Intercambios contra Competidores y Equipo Original.
Liste dinterchange de produits compititifs & dquipement original (OEM)

Kenworth... cont'd

Kenworth	Gabriel	Upgrade	Kenworth	Gabriel	Upgrade	Kenworth	Gabriel	Upgrade	Kenworth	Gabriel	Upgrade
671794	85067	89451	B71-6006	85084	89460	C711002	85067	89451	K37411	85001	89410
671962	85936	89456	B71-6007	85062	89408	C7110022	85067	89451	K37413	85740	
671962PLUS	85936	89456	B71-6008	83312	89409	C711002PLUS	85067	89451	K374131	85740	
671962SPL	85936	89456	B71-6010	85023	89415	C711002PLUS2	85067	89451	K37414	83312	89409
671963	85937		B71-6011	85062	89408	C711011	85069	89455	K37416	85001	89410
671963-2	85937		B71-6012	85119		C711011PLUS	85069	89455	K37426	85001	89410
675122	85001	89410	B71-6013	85012	89413	C711011PLUS2	85069	89455	K374262	85001	89410
680237	85303	89422	B71-6015	85012	89413	C711011SPL	85069	89455	K37426PLUS	85001	89410
680239	85310	89423	B71-6016	85012	89413	C711013	85985		K37426PLUS2	85001	89410
680240	85302	89420	B71-6017	85910		C711014	85936	89456	K37427	85001	89410
680241	85311	89424	B71-6018	85012	89413	C711015	85937		K374272	85001	89410
680242	85308	89422	B71-6019	85989		C711015 PLUS	85937		K37428	85314	89425
680253	85314	89425	B71-6020	85989		C711015A	85937		K374282	85314	89425
680261	85062	89408	B711000	85031		C711016	85067	89451	K37428PLUS	85314	89425
680261-2	85062	89408	B711001	85070	89459	C711017	85069	89455	K37429	85310	89423
680279	83209	89414	B711002	85001	89410	C7160002	85067	89451	K374292	85310	89423
680280	85906	89407	B711003	83312	89409	C716003	85988		K37429PLUS	85310	89423
680281	85003	89411	B716000	85959		C716004	85343		K37429PLUS2	85310	89423
680283	85740		B716002	85012	89413	C716005	85069	89455	K3743	83312	89409
680303	85007		B716003	85029		C716015	85067	89451	K37431	83312	89409
680425	85320	89429	B716004	85084	89460	K374-10	83215		K37432	85310	89423
680435	85033	89427	B716005	85084	89460	K374-10-2	83215		K374322	85310	89423
680473	85319	89428	B716006	85084	89460	K374-11	85001	89410	K37433	83312	89409
680475	85314	89425	B716007	85062	89408	K374-13	85740		K37433PLUS	83312	89409
680476	85310	89423	B716008	83312	89409	K374-13-1	85740		K3744	85314	89425
680486	85310	89423	B716010	85023	89415	K374-14	83312	89409	K3745	83312	89409
680586	85311	89424	B716011	85062	89408	K374-16	85001	89410	K3747	85310	89423
70701	85900		B716012	85119		K374-26	85001	89410	K3749	85310	89423
70701PLUS	85900		B716013	85012	89413	K374-26-2	85001	89410	K374C31	83312	89409
70701PLUS-2	85900		B716015	85012	89413	K374-26PLUS	85001	89410	K374C7	85310	89423
800670	85060		B716016	85012	89413	K374-26PLUS-2	85001	89410	PP1058870	83059	
8086053PLUS	85047	89435	B716017	85910		K374-27	85001	89410	PP2582870	83012	
90044025PLUS	83209	89414	B716018	85012	89413	K374-27-2	85001	89410	R71-1004	83049	
90044089	83124	89407	B716019	85989		K374-28	85314	89425	R71-1005	83024	
90044089PLUS	83124	89407	B716020	85989		K374-28-2	85314	89425	R71-6005	83042	
90044089PLUS-2	83124	89407	BFRG 072	85182		K374-28PLUS	85314	89425	R71-6007	83008	
90045099	85906	89407	C71-1002	85067	89451	K374-29	85310	89423	R71-6008	83035	
90045132	85909		C71-1002-2	85067	89451	K374-29-2	85310	89423	R71-6009	83081	
90045605	85109		C71-1002PLUS	85067	89451	K374-29PLUS	85310	89423	R711004	83049	
90045803	85109		C71-1002PLUS-2	85067	89451	K374-29PLUS-2	85310	89423	R711005	83024	
90045812	85109		C71-1011	85069	89455	K374-3	83312	89409	R716005	83042	
96027-10545	83011		C71-1011PLUS	85069	89455	K374-3-1	83312	89409	R716007	83008	
9602710545	83011		C71-1011PLUS-2	85069	89455	K374-32	85310	89423	R716008	83035	
ACHB966	83136		C71-1011SPL	85069	89455	K374-32-2	85310	89423	R716009	83081	
B71-1000	85031		C71-1013	85985		K374-33	83312	89409	S-20126	85323	89436
B71-1001	85070	89459	C71-1014	85936	89456	K374-33-2	83312	89409	S20126	85323	89436
B71-1002	85001	89410	C71-1015	85937		K374-33PLUS	83312	89409	T71-1000	83031	
B71-1003	83312	89409	C71-1015 PLUS	85937		K374-33PLUS-2	83312	89409	T71-1001	83031	
B71-6000	85959		C71-1015A	85937		K374-4	85314	89425	T71-1002	83002	
B71-6000-2	85959		C71-1016	85067	89451	K374-5	83312	89409	T71-1003	83056	
B71-6002	85012	89413	C71-1017	85069	89455	K374-7	85310	89423	T711000	83031	
B71-6002-2	85012	89413	C71-6000-2	85067	89451	K374-9	85310	89423	T711001	83031	
B71-6003	85029		C71-6003	85988		K374-C31	83312	89409	T711002	83002	
B71-6003-2	85029		C71-6004	85343		K374-C7	85310	89423	T711003	83056	
B71-6004	85084	89460	C71-6005	85069	89455	K37410	83215		TK19679	83126	89430
B71-6005	85084	89460	C71-6015	85067	89451	K374102	83215				

Important Note: Competitive Interchanges are to be used for stocking purposes only. Where multiple crosses are identified, please reference the applications section of this catalog. / **Remarque importante:** Les interchanges concurrentiels ne s'utilisent qu'aux fins de stocks. Dans le cas de références multiples, consulter la section des applications du catalogue. / **Nota importante:** Dans le cas de referencias multiples, consultar la sección de aplicaciones del catálogo. / **Nota importante:** Se pueden usar intercambios competitivos para propósitos de almacenamiento solamente. Cuando se identifican intercambios múltiples, consulte la sección de aplicaciones de este catálogo.

COMPETITIVE & O.E.M. INTERCHANGE LIST
Lista de Intercambios contra Competidores y Equipo Original.
Liste dinterchange de produits comptitifs & dquipement original (OEM)

Kimble Mixer Co.

Kimble mixer co.	Gabriel	Upgrade	Kimble mixer co.	Gabriel	Upgrade	Kimble mixer co.	Gabriel	Upgrade	Kimble mixer co.	Gabriel	Upgrade
OE10455	646155		T91-00002-00	646155		T910000200	646155				

King Of The Road

King of the road	Gabriel	Upgrade	King of the road	Gabriel	Upgrade	King of the road	Gabriel	Upgrade	King of the road	Gabriel	Upgrade
141700131809	85029		16-16873-000	85029		1616737000	83160		481700000493	85900	
141700131810	83160		16-16874-000	83160		1616873000	85029				
16-16736-000	85029		16-18103-000	85900		1616874000	83160				
16-16737-000	83160		1616736000	85029		1618103000	85900				

Koni

Koni	Gabriel	Upgrade	Koni	Gabriel	Upgrade	Koni	Gabriel	Upgrade	Koni	Gabriel	Upgrade
30-1366	G63610		88-1562	85003	89411	90-1868-SP1	85307		90-2326	85970	
82-2246	G63299		88-1616	85014		90-1896	85302	89420	90-2327	85341	
84-1168	83130		88-1639	83130		90-1897	85303	89422	90-2396-SP1	85000	89436
88-1385	83105		88-1641	85029		90-1898	83215		90-2396-SP1	85323	89436
88-1417	83312	89409	88-1641SP3	85029		90-1907-SP1	85300	89419	90-2407	85709	
88-1419	83136		88-1642	83124	89407	90-1908-SP1	85723		90-2434	85702	
88-1422	85030	89440	88-1644	85000	89436	90-1909-SP1	85722		90-2477	85900	
88-1457-SP1	83209	89414	88-1646	83613		90-1910	85704		90-2478	85902	
88-1458-SP1	83122	89406	88-1647	83317		90-1912	85318		90-2497S-P1	85712	
88-1458-SP2	83122	89406	88-1704	85030	89440	90-1922	85900		90-2563	85006	
88-1468	83209	89414	88-5162	83209	89414	90-1943	85307		90-2572	85329	
88-1476	85740		88-5163	83122	89406	90-1951-SP1	85734		90-2573	85329	
88-1489	85036	89405	8805-1001	85125		90-1951-SP5	85712		90-2575	85700	
88-1490	83124	89407	8805-1002	85124		90-1965	85304		90-2576	85700	
88-1499	85001	89410	8805-1018	83209	89414	90-1968	85720		90-2586	85728	
88-1509	85027		8805-1019	83122	89406	90-1974	85311	89424	90-2587	85729	
88-1510	85708		8805-1020	83160		90-2059	85722		90-2588	85339	
88-1517	85040		8805-1022	85724	89443	90-2060	85722		90-2589	85727	
88-1518	85040		8805-1023	83136		90-2102-SP1	85708		90-2816	85711	
88-1520	85040		8805-1042	G63622		90-2148	85304		90-5055-SP2	85318	
88-1525	85040		8850-1002	G63622		90-2164-SP1	85723		90-5180	85300	89419
88-1532	85708		90-1409-SP1	85722		90-2209	85308	89422	9005-1018	85970	
88-1540	85051		90-1577-SP1	85310	89423	90-2209-SP2	85001	89410	9005-1019	85341	
88-1541	85045		90-1811	85301		90-2253-SP2	85732		9020-1042	85708	
88-1558	85013	89414	90-1813-SP1	85712		90-2254	85720		90F-1235	85700	
88-1559-SP1	85036	89405	90-1862	85708		90-2256	85732		92-1227	85722	
88-1560	85062	89408	90-1867	85053	89442	90-2257	85716		99B-3254	85029	
88-1561	85012	89413	90-1868	85307		90-2325	85340				

Krystal Bus

Krystal bus	Gabriel	Upgrade	Krystal bus	Gabriel	Upgrade	Krystal bus	Gabriel	Upgrade	Krystal bus	Gabriel	Upgrade
ASH-1136	G63623		ASH-1154	G63622		ASH1136	G63623		ASH1154	G63622	

KWK-LOC (JIFFLOX)

Kwk-loc (jifflox)	Gabriel	Upgrade	Kwk-loc (jifflox)	Gabriel	Upgrade	Kwk-loc (jifflox)	Gabriel	Upgrade	Kwk-loc (jifflox)	Gabriel	Upgrade
522217	85315		CP-5222	85315		CP5222	85315				

KYB

Kyb	Gabriel	Upgrade	Kyb	Gabriel	Upgrade	Kyb	Gabriel	Upgrade	Kyb	Gabriel	Upgrade
340084	83515		341625	85000	89436	345025	83515		345614	83309	
341613	85062	89408	341626	85000	89436	345080	G63622		345615	83314	
341614	85001	89410	341627	85006		345601	83613		345616	83125	
341615	83215		341628	85724	89443	345602	85052		345617	83203	89436
341617	85005	89430	341629	85938		345604	85051		345618	83126	89430
341618	85918	89449	341630	85052		345605	85012	89413	345620	83456	89447
341619	83136		341631	646155		345606	83136		345621	85003	89411
341620	85033	89427	341632	83124	89407	345607	83130		349119	83159	
341621	85311	89424	341633	83215		345608	85060				
341622	85023	89415	344370	G63622		345609	83515				
341623	85003	89411	344371	G63623		345611	83120				
341624	85036	89405	344426	G63299		345613	85005	89430			

Important Note: Competitive Interchanges are to be used for stocking purposes only. Where multiple crosses are identified, please reference the applications section of this catalog. / **Remarque importante:** Les interchanges concurrentiels ne s'utilisent qu'aux fins de stocks. Dans le cas de rferences multiples, consulter la section des applications du catalogue. / **Nota importante:** Dans le cas de rferences multiples, consulter la section des applications du catalogue. / **Nota importante:** Se pueden usar intercambios competitivos para propósitos de almacenamiento solamente. Cuando se identifican intercambios múltiples, consulte la sección de aplicaciones de este catálogo.

COMPETITIVE & O.E.M. INTERCHANGE LIST
Lista de Intercambios contra Competidores y Equipo Original.
Liste dinterchange de produits compititifs & dquipement original (OEM)

KYB... cont'd

Kyb	Gabriel	Upgrade	Kyb	Gabriel	Upgrade	Kyb	Gabriel	Upgrade	Kyb	Gabriel	Upgrade
349127	83159		445016	83515		KG5401	G63299		KG6007	85007	
441133	83515		445054	83613		KG5497	G63622		KG6008A	83122	89406
441600	85310	89423	445064	83162		KG5498	G63623		KG6009A	83303	
441602	85724	89443	445067	85009		KG5534	G63610		KG6010	83308	
444058	83159		446074	85308	89422	KG6002A	85030	89440	KG6199	85012	89413
444203	83515		446075	83215		KG6003	83309		KG6201	83456	89447
444209	83114		447001	85308	89422	KG6004	85320	89429	KG6413	G63622	
444269	83159		554380	83159		KG6005	83216		KG6415	85013	89414
444328	83159		554383	83159		KG6006	85012	89413	KG6416	83123	89405

Les Schwab

Les schwab	Gabriel	Upgrade	Les schwab	Gabriel	Upgrade	Les schwab	Gabriel	Upgrade	Les schwab	Gabriel	Upgrade
70034	85302	89420	82618	82618		G60582	G63622		G63609	G63609	
70039	85303	89422	G60031	G63405		G60583	G63623		G64164	G64164	
70041	85305		G60164	G63610		G63299	G63299				
77983	77983		G60484	G63461		G63456	G63456				

Leyland Truck

Leyland truck	Gabriel	Upgrade	Leyland truck	Gabriel	Upgrade	Leyland truck	Gabriel	Upgrade	Leyland truck	Gabriel	Upgrade
1456033	85311	89424									

LGE Coachworks

Lge coachworks	Gabriel	Upgrade	Lge coachworks	Gabriel	Upgrade	Lge coachworks	Gabriel	Upgrade	Lge coachworks	Gabriel	Upgrade
ASH-1136	G63623		ASH-1154	G63622							

Link Manufacturing LTD.

Link manufacturing ltd.	Gabriel	Upgrade	Link manufacturing ltd.	Gabriel	Upgrade	Link manufacturing ltd.	Gabriel	Upgrade	Link manufacturing ltd.	Gabriel	Upgrade
1201-0012	83023		12019007	83054		12020032	83016		1210-0528	85043	
1201-0154	83051		12019008	83054		12020042	83025		12100005	85734	
1201-0254	83051		12019009	83054		12020043	83025		12100528	85043	
1201-1043	83025		12019010	83053		12020044	83025		632129	83023	
1201-1044	83025		12019011	83053		12020052	83021		632155	646177	
1201-1046	83049		12019013	83062		12020054	83021		635705	83016	
1201-1049	83025		12019014	83062		12021042	83025		646168	646155	
1201-1212	83013		12019018	83062		12021043	83025		654669	83021	
1201-1213	83005		12019021	83062		12021044	83025		654799	83025	
1201-9007	83054		1202-0012	83023		12021046	83049		654811	83024	
1201-9008	83054		1202-0032	83016		12021064	83024		654833	83021	
1201-9009	83054		1202-0042	83025		12021065	83002		654847	83002	
1201-9010	83053		1202-0043	83025		12021164	83031		654849	83031	
1201-9011	83053		1202-0044	83025		12021212	83013		654867	83025	
1201-9013	83062		1202-0052	83021		12021213	83005		671093	85043	
1201-9014	83062		1202-0054	83021		12021286	83056		LG40450	83016	
1201-9018	83062		1202-1042	83025		1202K065	83002		LG40470	83016	
1201-9021	83062		1202-1043	83025		1202K164	83031		R71-1004	83049	
12010012	83023		1202-1044	83025		1202K264	83031		R71-1005	83024	
12010154	83051		1202-1046	83049		1202K286	83056		R711004	83049	
12010254	83051		1202-1064	83024		1210-0001	646155		R711005	83024	
12011043	83025		1202-1065	83002		1210-0002	632147		T711000	83031	
12011044	83025		1202-1164	83031		1210-0005	85734		T71-1001	83031	
12011046	83049		1202-1212	83013		1210-0007	665937		T71-1002	83002	
12011049	83025		1202-1213	83005		1210-0009	665937		T711000	83031	
12011212	83013		1202-1286	83056		1210-0010	646155		T711001	83031	
12011213	83005		12020012	83023		1210-0012	646155		T711002	83002	

Lion Bus

Lion bus	Gabriel	Upgrade	Lion bus	Gabriel	Upgrade	Lion bus	Gabriel	Upgrade	Lion bus	Gabriel	Upgrade
58913-009	85959		60665-025L	85036	89405	60670-030	83166		60670030L	83166	
58913-009L	85959		60665025	85036	89405	60670-030L	83166				
58913009	85959		60665025L	85036	89405	60670018	83166				
58913009L	85959		60670-018	83166		60670018L	83166				
60665-025	85036	89405	60670-018L	83166		60670030	83166				

Important Note: Competitive Interchanges are to be used for stocking purposes only. Where multiple crosses are identified, please reference the applications section of this catalog. / **Remarque importante:** Les interchanges concurrentiels ne s'utilisent qu'aux fins de stocks. Dans le cas de rferences multiples, consulter la section des applications du catalogue. / **Nota importante:** Dans le cas de rferences multiples, consulter la section des applications du catalogue. / **Nota importante:** Se pueden usar intercambios competitivos para propósitos de almacenamiento solamente. Cuando se identifican intercambios múltiples, consulte la sección de aplicaciones de este catálogo.

COMPETITIVE & O.E.M. INTERCHANGE LIST
Lista de Intercambios contra Competidores y Equipo Original.
Liste dinterchange de produits comptitifs & dquipement original (OEM)

Lion Bus... cont'd

Lodal Inc.

Lodal inc.	Gabriel	Upgrade	Lodal inc.	Gabriel	Upgrade	Lodal inc.	Gabriel	Upgrade	Lodal inc.	Gabriel	Upgrade
9960257	83122	89406									

London Mixer

London mixer	Gabriel	Upgrade	London mixer	Gabriel	Upgrade	London mixer	Gabriel	Upgrade	London mixer	Gabriel	Upgrade
MB-37737-30	646155										

Mack

Mack	Gabriel	Upgrade	Mack	Gabriel	Upgrade	Mack	Gabriel	Upgrade	Mack	Gabriel	Upgrade
1201-0012	83023		14QK-2133M2	85001	89410	14QK-392BM2	85321		14QK2100P2	83209	89414
12010012	83023		14QK-2136M	85061	89450	14QK-392BM3	85005	89430	14QK2100P3	83207	89407
1202-0012	83023		14QK-282P1	83216		14QK-392M	85005	89430	14QK2100P4	83207	89407
1202-0032	83016		14QK-282P3	83216		14QK-393AM	83123	89405	14QK2100P5	83221	
12020012	83023		14QK-288-P1	85007		14QK-393M	85010		14QK2100P6	85036	89405
12020032	83016		14QK-29001P2	85303	89422	14QK-396	85005	89430	14QK2100P7	83221	
1252607B000	85702		14QK-29301P1	83207	89407	14QK-396M	85005	89430	14QK2100P8	83242	
141700000373	85061	89450	14QK-29301P2	83207	89407	14QK-399M	83045		14QK2102	85304	
141700000380	85061	89450	14QK-29302	83207	89407	14QK-399M2	83045		14QK2105	83209	89414
141700005839	85061	89450	14QK-29302P1	83207	89407	14QK-399M3	83045		14QK2107	83209	89414
14QK-1200P4	83207	89407	14QK-303M	83050		14QK-410M	83125		14QK2107P1	83215	
14QK-140	85304		14QK-3100	85739		14QK-410M2	83137		14QK2107P2	83215	
14QK-140P1	83225		14QK-3101M	85066	89448	14QK-410M3	83125		14QK2107P3	83215	
14QK-142	85305		14QK-3103M	83050		14QK-411	83007		14QK2108	83203	89436
14QK-142AP1	83215		14QK-3107M	85061	89450	14QK-411AM	83007		14QK2108P1	83203	89436
14QK-142P1	83215		14QK-3108	85080		14QK-411M	83007		14QK2110	85305	
14QK-143	83207	89407	14QK-3108M	85080		14QK-413M	83111		14QK2110P1	85305	
14QK-145	85307		14QK-3114M	85061	89450	14QK-413M4	83110		14QK2111	83019	
14QK-20001P2	85308	89422	14QK-3115M	85972		14QK-413M6	83111		14QK2111P2	83019	
14QK-2100	83221		14QK-3116M	83101		14QK-413M7	83111		14QK2111P4	83019	
14QK-2100P1	83221		14QK-322M	85933	89454	14QK-414M	85906	89407	14QK2113	85001	89410
14QK-2100P2	83209	89414	14QK-366	85036	89405	14QK-414M2	85909		14QK2113P3	85001	89410
14QK-2100P3	83207	89407	14QK-366P1	85036	89405	14QK-415M	83112		14QK2113P4	85007	
14QK-2100P4	83207	89407	14QK-366P2	85036	89405	14QK-415M7	83112		14QK2113P5	85001	89410
14QK-2100P5	83221		14QK-366P3	85036	89405	14QK-421M	85014		14QK2113P6	85007	
14QK-2100P6	85036	89405	14QK-366P4	83209	89414	14QK-422M	85933	89454	14QK2115	85305	
14QK-2100P7	83221		14QK-372M	83221		14QK-423M	85978		14QK2133M	85001	89410
14QK-2100P8	83242		14QK-372M2	83209	89414	14QK-424M	83147		14QK2133M2	85001	89410
14QK-2102	85304		14QK-372M3	83122	89406	14QK-427M	85080		14QK2136M	85061	89450
14QK-2105	83209	89414	14QK-373	83215		14QK-428	85080		14QK282P1	83216	
14QK-2107	83209	89414	14QK-374	83003		14QK-428M	85080		14QK282P3	83216	
14QK-2107	83215		14QK-375M	83123	89405	14QK-429M2	85072		14QK288P1	85007	
14QK-2107P1	83215		14QK-376	83003		14QK-431M	85061	89450	14QK29001P2	85303	89422
14QK-2107P2	83215		14QK-377M	83215		14QK-432M	83050		14QK29301P1	83207	89407
14QK-2107P3	83215		14QK-378	83215		14QK-434M	85014		14QK29301P2	83207	89407
14QK-2108	83203	89436	14QK-378M	83215		14QK-439M	83050		14QK29302	83207	89407
14QK-2108P1	83203	89436	14QK-382	83018		14QK-493M	83101		14QK29302P1	83207	89407
14QK-2110	85305		14QK-382-P2	83018		14QK-5142	83142		14QK303M	83050	
14QK-2110P1	85305		14QK-390	83105		14QK1200P4	83207	89407	14QK3100	85739	
14QK-2111	83019		14QK-391AM	83041		14QK140	85304		14QK3101M	85066	89448
14QK-2111-P2	83019		14QK-391AM2	83041		14QK140P1	83225		14QK3103M	83050	
14QK-2111-P4	83019		14QK-391BM	83041		14QK142	85305		14QK3107M	85061	89450
14QK-2113	85001	89410	14QK-391BM2	83041		14QK142AP1	83215		14QK3108	85080	
14QK-2113P3	85001	89410	14QK-391M	83041		14QK142P1	83215		14QK3108M	85080	
14QK-2113P4	85007		14QK-391M2	83041		14QK143	83207	89407			
14QK-2113P5	85001	89410	14QK-392AM	85005	89430	14QK145	85307				
14QK-2113P6	85007		14QK-392AM2	85005	89430	14QK20001P2	85308	89422			
14QK-2115	85305		14QK-392AM3	85005	89430	14QK2100	83221				
14QK-2133M	85001	89410	14QK-392BM	85005	89430	14QK2100P1	83221				

Important Note: Competitive Interchanges are to be used for stocking purposes only. Where multiple crosses are identified, please reference the applications section of this catalog. / **Remarque importante:** Les interchanges concurrentiels ne s'utilisent qu'aux fins de stocks. Dans le cas de références multiples, consulter la section des applications du catalogue. / **Nota importante:** Dans le cas de références multiples, consulter la section des applications du catalogue. / **Nota importante:** Se pueden usar intercambios competitivos para propósitos de almacenamiento solamente. Cuando se identifican intercambios múltiples, consulte la sección de aplicaciones de este catálogo.

COMPETITIVE & O.E.M. INTERCHANGE LIST
Lista de Intercambios contra Competidores y Equipo Original.
Liste dinterchange de produits comptitifs & dquipement original (OEM)

Mack... cont'd

Mack	Gabriel	Upgrade	Mack	Gabriel	Upgrade	Mack	Gabriel	Upgrade	Mack	Gabriel	Upgrade
14QK3114M	85061	89450	14QK421M	85014		25621955	85001	89410	57241-006	83111	
14QK3115M	85972		14QK422M	85933	89454	25622221	83111		57241-006L	83111	
14QK3116M	83101		14QK423M	85978		25622345	83242		57241-4	83110	
14QK322M	85933	89454	14QK424M	83147		25622466	85001	89410	57241004	83110	
14QK366	85036	89405	14QK427M	85080		25622612	83041		57241006	83111	
14QK366P1	85036	89405	14QK428	85080		25622613	83041		57241006L	83111	
14QK366P2	85036	89405	14QK428M	85080		25623321	83215		572414	83110	
14QK366P3	85036	89405	14QK431M	85061	89450	25624241	83112		5966-90044025	83209	89414
14QK366P4	83209	89414	14QK432M	83050		25624351	85909		596690044025	83209	89414
14QK372M	83221		14QK434M	85014		25624837	83041		60657-007	85072	
14QK372M2	83209	89414	14QK439M	83050		25624862	85321		60657007	85072	
14QK372M3	83122	89406	14QK493M	83101		25625091	83215		60670-006	83147	
14QK373	83215		14QK5142	83142		25625151	85036	89405	60670-006L	83147	
14QK374	83003		20469001	85933	89454	25625187	83209	89414	60670006	83147	
14QK375M	83123	89405	20469002	85933	89454	25625223	83111		60670006L	83147	
14QK376	83003		20485632	85933	89454	25625234	83125		60675-001	85978	
14QK377M	83215		20485633	85933	89454	25625241	83112		60675-001L	85978	
14QK378	83215		20513881	85061	89450	25625254	83125		60675-13	85036	89405
14QK378M	83215		20570098	83147		25625635	83045		60675001	85978	
14QK382	83018		20625775	85014		25625636	83045		60675001L	85978	
14QK382P2	83018		20782199	85072		25625637	83045		6067513	85036	89405
14QK390	83105		20863239	85080		25625743	85005	89430	60680-003	83112	
14QK391AM	83041		20873442	83050		25626048	85080		60680-003L	83112	
14QK391AM2	83041		20874147	83050		25626149	85080		60680-004	83143	
14QK391BM	83041		20897198	85061	89450	25626196	83142		60680-004L	83143	
14QK391BM2	83041		20973993	85061	89450	25631922	83007		60680-005	83142	
14QK391M	83041		20998401	85014		25632145	85001	89410	60680-005L	83142	
14QK391M2	83041		21002497	85972		25632147	85305		60680003	83112	
14QK392AM	85005	89430	21010744	83101		25632561	83209	89414	60680003L	83112	
14QK392AM2	85005	89430	21154393	83050		25633154	85906	89407	60680004	83143	
14QK392AM3	85005	89430	21155033	83101		4103-5000447861	83105		60680004L	83143	
14QK392BM	85005	89430	21345868	83066		4103-5000546892	83105		60680005	83142	
14QK392BM2	85321		21345869	83066		41035000447861	83105		60680005L	83142	
14QK392BM3	85005	89430	21436094	85927		41035000546892	83105		64838-002	85933	89454
14QK392M	85005	89430	21436096	85061	89450	446-51-211	85739		64838002	85933	89454
14QK393AM	83123	89405	21462382	85088		44651211	85739		650102	85001	89410
14QK393M	85010		21462384	85088		471700000426	85014		650107	85316	89426
14QK396	85005	89430	21490486	83066		471700000431	85066	89448	650107MT	85316	89426
14QK396M	85005	89430	21687170	85120		471700000445	85080		650400MT	85033	89427
14QK399M	83045		21979343	85065		471700000451	85080		650402	85311	89424
14QK399M2	83045		22202559	85088		471700002626	85061	89450	650402MT	85311	89424
14QK399M3	83045		22202560	85088		471700002861	85014		650404	85310	89423
14QK410M	83125		22314111	85036	89405	471700006039	85088		650404MT	85310	89423
14QK410M2	83137		22662254	83901		471700008934	85065		650405	85023	89415
14QK410M3	83125		22662259	83901		471700009646	85088		650405MT	85023	89415
14QK411	83007		23030654	83910		471700009647	85088		650406	85024	
14QK411AM	83007		23145372	83066		471700015341	83127		650408	85319	89428
14QK411M	83007		23159760	85188		471700131921	85933	89454	650408MT	85319	89428
14QK413M	83111		23159762	85188		47902-25	83125		651012	83221	
14QK413M4	83110		23292027	85061	89450	47902-9	83123	89405	651103	85036	89405
14QK413M6	83111		23292028	85061	89450	4790225	83125		651151	83209	89414
14QK413M7	83111		23327756	83910		479029	83123	89405	70042	85302	89420
14QK414M	85906	89407	23359394	83101		4940654	83216		78530771	83127	
14QK414M2	85909		23818296	85978		5533699	85302	89420	8083872	85978	
14QK415M	83112		24145343	85005	89430	5554184	85302	89420	90045099	85906	89407
14QK415M7	83112		25621571	83215		57241-004	83110		H60680004	83143	

Important Note: Competitive Interchanges are to be used for stocking purposes only. Where multiple crosses are identified, please reference the applications section of this catalog. / **Remarque importante:** Les interchanges concurrentiels ne s'utilisent qu'aux fins de stocks. Dans le cas de rfrences multiples, consulter la section des applications du catalogue. / **Nota importante:** Dans le cas de rfrences multiples, consulter la section des applications du catalogue. / **Nota importante:** Se pueden usar intercambios competitivos para propósitos de almacenamiento solamente. Cuando se identifican intercambios múltiples, consulte la sección de aplicaciones de este catálogo.

COMPETITIVE & O.E.M. INTERCHANGE LIST

Lista de Intercambios contra Competidores y Equipo Original.

Liste d'interchange de produits compétitifs & d'équipement original (OEM)

Mack... cont'd

Mack	Gabriel	Upgrade	Mack	Gabriel	Upgrade	Mack	Gabriel	Upgrade	Mack	Gabriel	Upgrade
H60680005	83142		SDA471700000431	85066	89448	V10234121	83105				
SDA141700000380	85061	89450	SDA471700002861	85014		V10242320	83105				

Maeco

Maeco	Gabriel	Upgrade	Maeco	Gabriel	Upgrade	Maeco	Gabriel	Upgrade	Maeco	Gabriel	Upgrade
1085	83214		16777	85006		70088	85307		70642	85300	89419
12608	83125		16778	83203	89436	70123	85716		70644	85334	
12788	83216		16779	83126	89430	70127	85006		70651	85013	89414
12866	83207	89407	16780	83123	89405	70128	85006		70652	85030	89440
16385	83215		16781	85006		70162	85716		70663	85013	89414
1668722	85030	89440	16787	85030	89440	70163	85302	89420	70691	85007	
16720	83107		16949	83120		70164	85716		70720	85934	
16767	85013	89414	6025	83122	89406	70300	85320	89429	70721	83125	
16769	83221		6026	83204		70312	85001	89410	74039	85303	89422
16770	83209	89414	70018	85303	89422	70315	85063		OE10881	85711	
16771	83126	89430	70021	85303	89422	70317	89402		OE10882	85740	
16772	83122	89406	70029	85308	89422	70331	85314	89425	OE10883	85339	
16773	85005	89430	70034	85302	89420	70332	83314		OE12425	83214	
16774	83215		70039	85303	89422	70334	85316	89426	SC-2920	83176	
16775	83207	89407	70041	85305		70397	85006		SC2920	83176	
16776	83122	89406	70042	85302	89420	70402	85305				

MAN Bus

Man bus	Gabriel	Upgrade	Man bus	Gabriel	Upgrade	Man bus	Gabriel	Upgrade	Man bus	Gabriel	Upgrade
134	85709		81-43701-6539	85708		81437016537	85709		81437016573	85722	
25-1700-106-654	85708		81-43701-6543	85708		81437016538	85708		81437016609	85709	
251700106654	85708		81-43701-6572	85708		81437016539	85708		9020M-1042	85709	
81-43701-6537	85709		81-43701-6573	85722		81437016543	85708		9020M1042	85709	
81-43701-6538	85708		81-43701-6609	85709		81437016572	85708				

Mandalay Coach

Mandalay coach	Gabriel	Upgrade	Mandalay coach	Gabriel	Upgrade	Mandalay coach	Gabriel	Upgrade	Mandalay coach	Gabriel	Upgrade
141700131809	85029		16-16873-000	85029		1616737000	83160		481700000493	85900	
141700131810	83160		16-16874-000	83160		1616873000	85029				
16-16736-000	85029		16-18103-000	85900		1616874000	83160				
16-16737-000	83160		1616736000	85029		1618103000	85900				

Marmon

Marmon	Gabriel	Upgrade	Marmon	Gabriel	Upgrade	Marmon	Gabriel	Upgrade	Marmon	Gabriel	Upgrade
1-7001	83216		17001	83216		51-139-28	85003	89411	511637	83123	89405
1202-0054	83021		37-1-1	83122	89406	51-163-7	83123	89405	576451	83122	89406
12020054	83021		3711	83122	89406	5113928	85003	89411	665147	83216	

Matson School Bus

Matson school bus	Gabriel	Upgrade	Matson school bus	Gabriel	Upgrade	Matson school bus	Gabriel	Upgrade	Matson school bus	Gabriel	Upgrade
5392387	85303	89422									

Maxpro

Maxpro	Gabriel	Upgrade	Maxpro	Gabriel	Upgrade	Maxpro	Gabriel	Upgrade	Maxpro	Gabriel	Upgrade
17E-Z10042	85061	89450									

Mc Neilus Truck & Man.

Mc neilus truck & man.	Gabriel	Upgrade	Mc neilus truck & man.	Gabriel	Upgrade	Mc neilus truck & man.	Gabriel	Upgrade	Mc neilus truck & man.	Gabriel	Upgrade
1139039 MTM	85334		1360386 MTM	85323	89436	1468783 MTM	85345		4HA569 MTM	85932	89453
1139046 MTM	83112		1367383 MTM	83147		1473224	646155		4KP398 MTM	85933	89454
1139059 MTM	83207	89407	1396513 MTM	85959		1485576 MTM	85979		5HA994 MTM	85916	89430
1139069 MTM	83209	89414	1398980 MTM	83127		1491909 MTM	83128	89436	5HB645 MTM	83109	
1170719	632147		1404068 MTM	85087		1KK552 MTM	85967		5KK247 MTM	85977	
12405FX1 MTM	85303	89422	1410046 MTM	85919		2034140 MTM	646155		600-115994B	632147	
1323106 MTM	85305		1411765 MTM	83148		217330	85303	89422	600-11599M	632147	
1333575 MTM	85072		1429317 MTM	85919		2218640 MTM	83009				
1340975 MTM	83142		1431085 MTM	85738		3215395 MTM	83112				
1340976 MTM	85919		1432386 MTM	85965		3HR582 MTM	85013	89414			
1340979 MTM	83143		1433009 MTM	85962		3HR916 MTM	83207	89407			

Important Note: Competitive Interchanges are to be used for stocking purposes only. Where multiple crosses are identified, please reference the applications section of this catalog. / **Remarque importante:** Les interchanges concurrentiels ne s'utilisent qu'aux fins de stocks. Dans le cas de références multiples, consulter la section des applications du catalogue. / **Nota importante:** Dans le cas de referencias multiples, consultar la sección de aplicaciones del catálogo. / **Nota importante:** Se pueden usar intercambios competitivos para propósitos de almacenamiento solamente. Cuando se identifican intercambios múltiples, consulte la sección de aplicaciones de este catálogo.

COMPETITIVE & O.E.M. INTERCHANGE LIST
Lista de Intercambios contra Competidores y Equipo Original.
Liste d'interchange de produits compititifs & d'equipement original (OEM)

Mc Neilus Truck & Man.... cont'd

Mc neilus truck & man.	Gabriel	Upgrade	Mc neilus truck & man.	Gabriel	Upgrade	Mc neilus truck & man.	Gabriel	Upgrade	Mc neilus truck & man.	Gabriel	Upgrade
600-188206	646155		6HB390 MTM	83137		6KP857 MTM	85000	89436	8KK524 MTM	83168	
64442AX MTM	83128	89436	6HD720 MTM	85909		7HS237 MTM	83122	89406	9HB362 MTM	85976	
6HA961 MTM	83123	89405	6HS773 MTM	83122	89406	7HS534 MTM	85906	89407	9KK464 MTM	85079	

Meritor

Meritor	Gabriel	Upgrade	Meritor	Gabriel	Upgrade	Meritor	Gabriel	Upgrade	Meritor	Gabriel	Upgrade
14QK-3100	85739		M83001	83001		M85005	85005	89430	M85310	85310	89423
14QK3100	85739		M83008	83008		M85006	85006		M85311	85311	89424
202447	85919		M83009	83009		M85007	85007		M85316	85316	89426
21227751	87015		M83021	83021		M85012	85012	89413	M85319	85319	89428
446-51-211	85739		M83025	83025		M85013	85013	89414	M85320	85320	89429
44651211	85739		M83028	83028		M85014	85014		M85323	85323	89436
671020	87015		M83029	83029		M85026	85026		M85331	85331	
671506	86200		M83038	83038		M85029	85029		M85708	85708	
671507	87015		M83041	83041		M85030	85030	89440	M85724	85724	89443
671907	85919		M83110	83110		M85033	85033	89427	M85727	85727	
680705	85737		M83111	83111		M85036	85036	89405	M85729	85729	
700115	85712		M83112	83112		M85043	85043		M85732	85732	
7805-F-1020	86200		M83122	83122	89406	M85045	85045		M85738	85738	
7805F1020	86200		M83123	83123	89405	M85046	85046	89434	M85900	85900	
A-3280-M-9711	85919		M83124	83124	89407	M85047	85047	89435	M85901	85901	
A-7805F-1020	86200		M83125	83125		M85052	85052		M85902	85902	
A-7805L-1000	85919		M83127	83127		M85053	85053	89442	M85909	85909	
A-7805L-1026	87015		M83128	83128	89436	M85058	85058	89431	M85918	85918	89449
A-7805P-1030	85737		M83130	83130		M85061	85061	89450	M85919	85919	
A3280M9711	85919		M83135	83135		M85062	85062	89408	M85920	85920	89503
A7805F1020	86200		M83136	83136		M85064	85064		M85923	85923	89458
A7805L1000	85919		M83147	83147		M85066	85066	89448	M85924	85924	89457
A7805L1026	87015		M83203	83203	89436	M85067	85067	89451	M85931	85931	89458
A7805P1030	85737		M83207	83207	89407	M85069	85069	89455	M85933	85933	89454
KIT11210	87015		M83209	83209	89414	M85070	85070	89459	M85934	85934	
KIT11375	86200		M83215	83215		M85072	85072		M85936	85936	89456
KIT11376	86200		M83456	83456	89447	M85300	85300	89419	M85937	85937	
KIT11389	86200		M85000	85000	89436	M85301	85301				
KIT11402	86200		M85001	85001	89410	M85303	85303	89422			
M646155	646155		M85003	85003	89411	M85305	85305				

Mitsubishi Fuso

Mitsubishi fuso	Gabriel	Upgrade	Mitsubishi fuso	Gabriel	Upgrade	Mitsubishi fuso	Gabriel	Upgrade	Mitsubishi fuso	Gabriel	Upgrade
MB161497	G63299		MC114595	G63405		MC813135	83456	89447	MK302296	G63610	
MC091947	83162		MC714595	G63405		MC814614	85009		MK433638	G63610	
MC091950	83162		MC809390	83103		MC826268	G63610				

Mohawk

Mohawk	Gabriel	Upgrade	Mohawk	Gabriel	Upgrade	Mohawk	Gabriel	Upgrade	Mohawk	Gabriel	Upgrade
01-0100-905	85303	89422	22012114	85700		97-2201-00011	85704		MM-74029	85308	89422
010100905	85303	89422	4968853	83216		97-9999-02320	85704		MM6886	83207	89407
020273544	83203	89436	6-367-7	85305		97220100011	85704		MM6957	83225	
050134508	85732		63677	85305		9799902320	85704		MM74029	85308	89422
1235233	85736		680323	85700		MM-6886	83207	89407			
22012082	85702		680485	85733		MM-6957	83225				

Monaco

Monaco	Gabriel	Upgrade	Monaco	Gabriel	Upgrade	Monaco	Gabriel	Upgrade	Monaco	Gabriel	Upgrade
01809924	83144		24-153256	85124		9U94-18045-AA	83209	89414	9U9Z18125A	83122	89406
01809925	85010		24-186629	85125		9U94-18080-AA	83122	89406	ASH-1022	83209	89414
1C34-18045-AA	83209	89414	24153249	85125		9U9418045AA	83209	89414	ASH-1023	83122	89406
1C34-18045-JA	83209	89414	24153256	85124		9U9418080AA	83122	89406			
1C3418045AA	83209	89414	24186629	85125		9U9Z-18124-A	83209	89414			
1C3418045JA	83209	89414	66153-002	83124	89407	9U9Z-18125-A	83122	89406			
24-153249	85125		66153002	83124	89407	9U9Z18124A	83209	89414			

Important Note: Competitive Interchanges are to be used for stocking purposes only. Where multiple crosses are identified, please reference the applications section of this catalog. / **Remarque importante:** Les interchanges concurrentiels ne s'utilisent qu'aux fins de stocks. Dans le cas de rferences multiples, consulter la section des applications du catalogue. / **Nota importante:** Dans le cas de rferences multiples, consulter la section des applications du catalogue. / **Nota importante:** Se pueden usar intercambios competitivos para propósitos de almacenamiento solamente. Cuando se identifican intercambios múltiples, consulte la sección de aplicaciones de este catálogo.

COMPETITIVE & O.E.M. INTERCHANGE LIST
Lista de Intercambios contra Competidores y Equipo Original.
Liste dinterchange de produits comptitifs & dquipement original (OEM)

Monaco... cont'd

Monaco	Gabriel	Upgrade	Monaco	Gabriel	Upgrade	Monaco	Gabriel	Upgrade	Monaco	Gabriel	Upgrade
ASH-1205	83209	89414	ASH1023	83122	89406	AT-620	83209	89414	F4BE5A832MO	85125	
ASH-1206	83122	89406	ASH1205	83209	89414	AT-621	83122	89406	F4BE5B492HO	85125	
ASH-1228	83209	89414	ASH1206	83122	89406	AT-766	83209	89414	F4BE5C832MO	83124	89407
ASH-1229	83209	89414	ASH1228	83209	89414	AT620	83209	89414	F4BE5F324HO	85125	
ASH-1230	83122	89406	ASH1229	83209	89414	AT621	83122	89406	F4BE5F325HO	85124	
ASH-137	83122	89406	ASH1230	83122	89406	AT766	83209	89414	W0005662	85125	
ASH-25822	83209	89414	ASH137	83122	89406	F4-BE5-A832-MO	85125		W0005663	85124	
ASH-25823	83209	89414	ASH25822	83209	89414	F4-BE5-B492-HO	85125		W0006254	85125	
ASH-25824	83122	89406	ASH25823	83209	89414	F4-BE5-C832-MO	83124	89407			
ASH-294	83209	89414	ASH25824	83122	89406	F4-BE5-F324-HO	85125				
ASH1022	83209	89414	ASH294	83209	89414	F4-BE5-F325-HO	85124				

Monroe

Monroe	Gabriel	Upgrade	Monroe	Gabriel	Upgrade	Monroe	Gabriel	Upgrade	Monroe	Gabriel	Upgrade
12872	83219		557013	83127		65139	85918	89449	65409	85003	89411
16385	83215		557014	83126	89430	65140	85918	89449	65410	85300	89419
33049	G63610		557015	83209	89414	65141	85014		65411	85036	89405
34612	83017		557017	85029		65142	83131		65412	83122	89406
34617	83019		557018	83127		65143	83163		65413	83136	
34684	G63622		557020	83123	89405	65144	85928		65415	85046	89434
34721	83103		557021	85051		65145	85671		65416	85000	89436
34722	83400		557022	85051		65145	85929		65416MM	85000	89436
34760	G63622		557023	83144		65146	85648		65417	85322	
34761	G63623		557026	83127		65147	85924	89457	65418	85906	89407
34768	83209	89414	557027	83144		65148	85918	89449	65419	83389	89436
34802	83216		557028	85010		65153	85921		65419	85000	89436
34802MM	83216		557031	85010		65155	83175		65420	85013	89414
34895	83207	89407	557033	85900		65156	85005	89430	65421	85916	89430
34904	G63299		557038	85125		65157	85954		65426	85054	
34972	G63610		557039	85959		65158	85954		65428	85321	
34972MM	G63610		65101	85062	89408	65159	85070	89459	65429	85030	89440
37024	G63610		65102	85001	89410	65159MM	85070	89459	65430	85712	
37038	G63461		65103	85320	89429	65160	85080		65431	85909	
37243	G63610		65103MM	85320	89429	65161	83136		65432	85910	
551001	83125		65104	85026		65162	85959		65433	85910	
551002	83122	89406	65105	85026		65163	85954		65434	85012	89413
555011	83119		65106	83124	89407	65164	85649		65435	85901	
555019	85069	89455	65107	85316	89426	65166	85090		65436	85900	
555026	83124	89407	65108	85030	89440	65171	85964		65439	85716	
555027	83124	89407	65109	85058	89431	65175	85084	89460	65440	85711	
555028	83207	89407	65110	85005	89430	65176	85084	89460	65441	85704	
555029	83144		65110MM	85005	89430	65177	85012	89413	65442	85700	
555031	G63622		65111	85006		65179	85995		65444	85311	89424
555032	G63623		65112	89402		65180	85639		65448	85700	
555043	83400		65113	85012	89413	65181	85650		65449	85702	
557001	83209	89414	65114	85036	89405	65183	85181		65451	85029	
557001	85013	89414	65115	85027		65184	85180		65452	85733	
557002	83125		65116	85329		65185	85180		65453	85043	
557005	83136		65116MM	85329		65186	85637		65454	85030	89440
557006	83136		65118	85001	89410	65400	85033	89427	65455	85716	
557007	83122	89406	65119	85029		65400MM	85033	89427	65456	85376	
557007	85010		65120	85010		65401	85013	89414	65457	85909	
557008	85029		65122	85063		65402	85311	89424	65458	85908	
557009	85007		65123	85054		65404	85310	89423	65459	85043	
557010	83144		65124	85053	89442	65405	85023	89415			
557011	83160		65128	85031		65406	85024				
557012	83204		65130	85061	89450	65407	85736				
557012	85029		65133	85935		65408	85319	89428			

Important Note: Competitive Interchanges are to be used for stocking purposes only. Where multiple crosses are identified, please reference the applications section of this catalog. / **Remarque importante:** Les interchanges concurrentiels ne s'utilisent qu'aux fins de stocks. Dans le cas de rferences multiples, consulter la section des applications du catalogue. / **Nota importante:** Dans le cas de rferences multiples, consulter la section des applications du catalogue. / **Nota importante:** Se pueden usar intercambios competitivos para propósitos de almacenamiento solamente. Cuando se identifican intercambios múltiples, consulte la sección de aplicaciones de este catálogo.

COMPETITIVE & O.E.M. INTERCHANGE LIST
Lista de Intercambios contra Competidores y Equipo Original.
Liste d'interchange de produits comptitifs & d'equipement original (OEM)

Monroe... cont'd

Monroe	Gabriel	Upgrade	Monroe	Gabriel	Upgrade	Monroe	Gabriel	Upgrade	Monroe	Gabriel	Upgrade
65461	85059		65524	85936	89456	66143	83007		66454	83166	
65463	85040		65525	87015		66145	83008		66455	83166	
65464	85716		65526	85956		66147	83009		66458	83396	
65465	85939		65527	85955		66147MM	83009		66502	646155	
65466	85047	89435	65528	85069	89455	66149	83022		66503	646155	
65467	85054		65530	85932	89453	6615	83120		66504	632147	
65468	85069	89455	65531	85334		66150	83003		66506	646155	
65469	85708		65532	85967		66152	83012		66535	85062	89408
65470	85708		65534	85343		66157	83015		6658	85009	
65471	85302	89420	65535	85954		66159	83031		66601	83114	
65473	85329		65536	85965		66160	83054		66602	G63610	
65474	85712		65537	85962		66161	83054		66603	83103	
65475	85065		65539	85961		66162	83025		66604	83101	
65476	85736		65540	85959		66169	83027		66605	83613	
65477	85702		65541	85119		66178	83023		66607	85052	
65478	85058	89431	65542	85102		66179	83013		66608	83128	89436
65479	83122	89406	65547	85650		66181	83025		66608	83389	89436
65480	83111		65548	85106		66182	83005		66609	83635	
65481	85036	89405	65549	85642		66189	83041		66610	83130	
65482	85006		65552	85188		66189MM	83041		66611	83016	
65483	85978		6603	83103		66193	83034		66612	83017	
65484	85976		6604	83101		66196	83027		66613	83123	89405
65485	85972		6605	83613		66198	83158		66614	83125	
65485MM	85972		6607	85052		66199	83048		66615	83120	
65486	85066	89448	6608	83128	89436	66200	83066		66616	83018	
65487	85927		6609	83635		66201	83081		66617	83019	
65488	85656		6610	85051		66204	83024		66618	83159	
65489	85331		66101	83042		66209	83040		66620	83162	
65490	85724	89443	66102	83059		66402	83157		66623	83004	
65492	85931	89458	66104	83021		66403	83154		66624	83141	
65493	85934		66105	83044		66405	83154		66625	83162	
65494	85061	89450	66106	83016		66406	85920	89503	66626	85071	
65495	85067	89451	66107	83048		66407	83134		66627	85045	
65497	85933	89454	66108	83028		66412	83169		66628	83136	
65498	85964		66109	83048		66418	85918	89449	66629	83107	
65499	85963		66111	83016		66419	85931	89458	66630	83216	
65500	85738		66112	83017		66422	83163		66631	83140	
65501	85323	89436	66113	83050		66423	85001	89410	66632	83006	
65502	85938		66114	83045		66424	85310	89423	66633	83127	
65503	85919		66115	83045		66425	85920	89503	66634	83203	89436
65504	85072		66116	83018		66426	85924	89457	66636	83127	
65505	83147		66117	83019		66428	85033	89427	66638	83123	89405
65506	83168		66118	83001		66429	85311	89424	66639	G63610	
65507	83143		66120	85006		66430	83309		66643	83007	
65508	83142		66121	83047		66431	85066	89448	66645	83008	
65509	85079		66122	83038		66432	85319	89428	66646	83308	
65510	85052		66123	83004		66433	85918	89449	66647	83009	
65511	85939		66124	83040		66434	85069	89455	66648	83112	
65512	85938		66125	83035		66435	83219		66650	83003	
65513	85338		66126	83051		66436	85067	89451	66653	83515	
65515	83125		6613	83123	89405	66438	83363		66656	83110	
65516	85013	89414	66131	83062		66442	83150		66657	83015	
65519	85060		66132	83001		66443	83150		66658	85009	
65521	85014		66138	619501		66445	83135		66659	83002	
65522	85082		6614	83125		66447	83180		66660	85059	
65523	85937		66142	83039		66448	85058	89431	66661	83123	89405

Important Note: Competitive Interchanges are to be used for stocking purposes only. Where multiple crosses are identified, please reference the applications section of this catalog. / **Remarque importante:** Les interchanges concurrentiels ne s'utilisent qu'aux fins de stocks. Dans le cas de références multiples, consulter la section des applications du catalogue. / **Nota importante:** Dans le cas de referencias multiples, consultar la sección de aplicaciones del catálogo. / **Nota importante:** Se pueden usar intercambios competitivos para propósitos de almacenamiento solamente. Cuando se identifican intercambios múltiples, consulte la sección de aplicaciones de este catálogo.

COMPETITIVE & O.E.M. INTERCHANGE LIST
Lista de Intercambios contra Competidores y Equipo Original.
Liste dinterchange de produits comptitifs & dquipement original (OEM)

Monroe... cont'd

Monroe	Gabriel	Upgrade	Monroe	Gabriel	Upgrade	Monroe	Gabriel	Upgrade	Monroe	Gabriel	Upgrade
66664	83215		66884	83125		6897	83126	89430	74412	85704	
66665	83109		66886	83124	89407	6898	83125		74412MM	85704	
66668	83312	89409	66891	83215		6902	83401		74413	85700	
66669	83111		66893	83203	89436	6903	83400		74414	85723	
66670	89402		66894	83137		6913	83303		74415	85318	
66671	83123	89405	66897	83126	89430	6916	83123	89405	74416	85705	89447
66672	83209	89414	66898	83125		6921	83318		74417	85311	89424
66677	83114		66902	83401		6921MM	83318		74418	85709	
66678	83023		66903	83400		6922	83301		74418MM	85709	
66679	83013		66913	83303		6923	83456	89447	74420	85003	89411
66680	83317		66921	83318		6956	83101		74421	85708	
66681	83025		66921MM	83318		6957	83225		74422	85733	
66682	83005		66922	83301		6969	83126	89430	74423	85712	
66683	83101		66923	83456	89447	6994	83122	89406	74424	85308	89422
66684	85007		66924	83244		70039	85303	89422	74425	85724	89443
66686	85014		66924	83317		70166	85301		74426	85333	
66692	83120		66924MM	83317		70300	85320	89429	74427	85308	89422
66693	83034		66956	83101		70312	85001	89410	74429	85919	
66697	83164		66957	83225		70331	85314	89425	74430	85340	
66699	83113		66966	85740		70332	83314		74431	85341	
66701	83215		66969	83126	89430	70334	85316	89426	74432	85970	
66707	83215		6701	83215		70402	85305		74433	85331	
66710	83209	89414	6707	83215		70720	85934		74434	85711	
66713	83105		6710	83209	89414	74001	85307		74435	85736	
66714	83216		6712	85040		74003	85314	89425	74436	85334	
66714MM	83216		6713	83105		74004	85315		74438	85734	
66715	85026		6714	83216		74006	85304		74439	85728	
66717	83515		6715	85026		74012	85736		74439MM	85728	
66717	85716		6718	85024		74024	85308	89422	74440	85729	
66717MM	83515		6719	83242		74025	85303	89422	74441	85339	
66719	83242		6720	85003	89411	74028	85302	89420	74442	85727	
66720	85003	89411	6721	83103		74029	85308	89422	74451	85711	
66721	83391		6811	83312	89409	74069	85301		74452	85740	
66722	83518		6811MM	83312	89409	74070	85716		74453	85339	
66811	83312	89409	6828	83219		74073	85320	89429	74454	85314	89425
66813	83303		6828MM	83219		74074	85722		74454MM	85314	89425
66828	83159		6829	83103		74075	85712		74464	85318	
66829	83103		6833	83126	89430	74078	85027		74465	85708	
66833	83126	89430	6841	83216		74079	85708		74466	85318	
66841	83216		6860	83308		74080	85332		74467	85723	
66841MM	83216		6860MM	83308		74081	85727		74469	85345	
66860	83308		6861	83309		74400	85700		74471	85736	
66860MM	83308		6863	83314		74402	85711		74472	85303	89422
66861	83309		6878	83221		74402MM	85711		74473	85716	
66861MM	83309		6886	83124	89407	74405	85300	89419	74474	85916	89430
66863	83314		6891	83215		74405MM	85300	89419	74480	85351	
66868	83219		6893	83203	89436	74406	85712		911528	77983	
66878	83221		6894	83209	89414	74408	85702		SC-2920	83176	
66883	83314		6895	83204		74409	85310	89423			

Mor-Ryde Suspension

Mor-ryde suspension	Gabriel	Upgrade	Mor-ryde suspension	Gabriel	Upgrade	Mor-ryde suspension	Gabriel	Upgrade	Mor-ryde suspension	Gabriel	Upgrade
U0109-006	G63866		U0109-014	83400		U0109006	G63866		U0109014	83400	
U0109-007	G63183		U0109-018	G63866		U0109007	G63183		U0109018	G63866	

Motor Coach Industries

Motor coach industries	Gabriel	Upgrade	Motor coach industries	Gabriel	Upgrade	Motor coach industries	Gabriel	Upgrade	Motor coach industries	Gabriel	Upgrade
01-205219	85727		12-05-1021	85340							
01205219	85727		12-05-1022	85970							

Important Note: Competitive Interchanges are to be used for stocking purposes only. Where multiple crosses are identified, please reference the applications section of this catalog. / **Remarque importante:** Les interchanges concurrentiels ne s'utilisent qu'aux fins de stocks. Dans le cas de références multiples, consulter la section des applications du catalogue. / **Nota importante:** Dans le cas de referencias multiples, consultar la sección de aplicaciones del catálogo. / **Nota importante:** Se pueden usar intercambios competitivos para propósitos de almacenamiento solamente. Cuando se identifican intercambios múltiples, consulte la sección de aplicaciones de este catálogo.

COMPETITIVE & O.E.M. INTERCHANGE LIST
Lista de Intercambios contra Competidores y Equipo Original.
Liste dinterchange de produits comptitifs & dquipement original (OEM)

Motor Coach Industries... cont'd

Motor coach industries	Gabriel	Upgrade	Motor coach industries	Gabriel	Upgrade	Motor coach industries	Gabriel	Upgrade	Motor coach industries	Gabriel	Upgrade
12-05-1023	85341		12051146	85340		12J571	85733		680333	85708	
12-05-1101	85340		12051147	85341		12J59	85700		680369	85708	
12-05-1102	85970		12051148	85970		12L-4-170	83158		680374	85728	
12-05-1103	85341		12051150	85711		12L-5-100	85727		680441	85729	
12-05-1137	85340		12051165	85711		12L-5-114	85727		680452	85339	
12-05-1138	85970		12051166	85341		12L-5-58	85728		680462	85728	
12-05-1139	85341		12051170	85340		12L-5-67	85728		680470	85713	
12-05-1142	85340		12051176	85728		12L-5-69	85700		680482	85727	
12-05-1146	85340		12051177	85729		12L-5-70	85700		680485	85733	
12-05-1147	85341		12051178	85339		12L-5-71	85708		680544	85711	
12-05-1148	85970		12051179	85727		12L-5-72	85709		680546	85339	
12-05-1150	85711		12051188	85970		12L-5-88	85729		680602	85339	
12-05-1165	85711		12051194	85339		12L-5-89	85729		680677	85728	
12-05-1166	85341		12051199	85729		12L-5-96	85728		680680	85729	
12-05-1170	85340		12051228	85711		12L-5-97	85728		680681	85727	
12-05-1176	85728		12051242	85728		12L-5-98	85339		690029	85700	
12-05-1177	85729		12051243	85729		12L-5-99	85339		695125	85704	
12-05-1178	85339		12051244	85727		12L4170	83158		85729	85729	
12-05-1179	85727		12051260	85728		12L5100	85727		90-2587	85339	
12-05-1188	85970		12051261	85729		12L5114	85727		97-2201-00151	85700	
12-05-1194	85339		12051262	85727		12L558	85728		97-2210-00164	85708	
12-05-1199	85729		12051264	85727		12L567	85728		97-9999-02514	85700	
12-05-1228	85711		12051327	85728		12L569	85700		97-9999-02585	85723	
12-05-1242	85728		12051328	85729		12L570	85700		97-9999-02634	85733	
12-05-1243	85729		12051329	85727		12L571	85708		97220100151	85700	
12-05-1244	85727		12056000	85711		12L572	85709		97221000164	85708	
12-05-1260	85728		12056001	85740		12L588	85729		97999902514	85700	
12-05-1261	85729		12056002	85339		12L589	85729		97999902585	85723	
12-05-1262	85727		12056033	85339		12L596	85728		97999902634	85733	
12-05-1264	85727		12056053	85711		12L597	85728		G1011822	85702	
12-05-1327	85728		12056054	85740		12L598	85339		G1101590	85713	
12-05-1328	85729		12056055	85339		12L599	85339		G1101590GS	85713	
12-05-1329	85727		12056068	85727		12T-1-13	85303	89422	G1201339	85702	
12-05-6000	85711		1251G	85700		12T113	85303	89422	G5008069	85700	
12-05-6001	85740		1251GS	85700		12TA-01-013	85303	89422	OE10086S	85702	
12-05-6002	85339		12B-5-1-G	85700		12TA01013	85303	89422	OE10881	85711	
12-05-6033	85339		12B-5-1-GS	85700		1497835	85711		OE10882	85740	
12-05-6053	85711		12B51G	85700		1498200	85740		OE10883	85339	
12-05-6054	85740		12B51GS	85700		1498565	85339		T12-1208	85727	
12-05-6055	85339		12G-5-1	85700		19507669	85340		T121208	85727	
12-05-6068	85727		12G51	85700		196013	85340		T14-1045GS	85700	
12-5-1-G	85700		12J-5-10	85733		22012067	85700		T14-1048	85302	89420
12-5-1-GS	85700		12J-5-10GS	85733		22024061	85704		T14-1080	85728	
12051021	85340		12J-5-2	85312		22045526	85702		T14-1081	85729	
12051022	85970		12J-5-4	85312		22052014	85702		T14-1082	85727	
12051023	85341		12J-5-7	85312		3178157	85700		T141045GS	85700	
12051101	85340		12J-5-71	85733		63-0127GS	85303	89422	T141048	85302	89420
12051102	85970		12J-5-9	85700		630127GS	85303	89422	T141080	85728	
12051103	85341		12J510	85733		6314933	85708		T141081	85729	
12051137	85340		12J510GS	85733		654789	83158		T141082	85727	
12051138	85970		12J52	85312		680232	85733				
12051139	85341		12J54	85312		680322	85704				
12051142	85340		12J57	85312		680323	85700				

Motorcraft

Motorcraft	Gabriel	Upgrade	Motorcraft	Gabriel	Upgrade	Motorcraft	Gabriel	Upgrade	Motorcraft	Gabriel	Upgrade
AA-494	83131		AA-616	83175							
AA-615	83135		AA-617	85928							

Important Note: Competitive Interchanges are to be used for stocking purposes only. Where multiple crosses are identified, please reference the applications section of this catalog. / **Remarque importante:** Les interchanges concurrentiels ne s'utilisent qu'aux fins de stocks. Dans le cas de références multiples, consulter la section des applications du catalogue. / **Nota importante:** Se pueden usar intercambios competitivos para propósitos de almacenamiento solamente. Cuando se identifican intercambios múltiples, consulte la sección de aplicaciones de este catálogo.

COMPETITIVE & O.E.M. INTERCHANGE LIST

Lista de Intercambios contra Competidores y Equipo Original.

Liste d'interchange de produits compétitifs & d'équipement original (OEM)

Motorcraft... cont'd

Motorcraft	Gabriel	Upgrade	Motorcraft	Gabriel	Upgrade	Motorcraft	Gabriel	Upgrade	Motorcraft	Gabriel	Upgrade
AS-485G	G63622		ASH-397	83131		CAH-006	85304		CAX-833	85005	89430
ASH-1022	83209	89414	ASH-398	85928		CAH-012	85736		CAX-841	83216	
ASH-1023	83122	89406	ASH-684	G63623		CAH-025	85007		CAX-860	83308	
ASH-1130	G63622		ASH-69	83175		CAH-028	85302	89420	CAX-861	83309	
ASH-1131	G63622		ASHV-1015	G63622		CAH-029	85308	89422	CAX-863	83314	
ASH-1132	G63622		ASHV-1025	G63623		CAH-069	83219		CAX-878	83221	
ASH-1135	G63623		AT-163G	G63622		CAH-069	85301		CAX-886	83207	89407
ASH-1136	G63623		AT-164G	G63623		CAHL-400	85303	89422	CAX-886	85014	
ASH-1154	G63622		AT-554	85305		CAHL-400	85700		CAX-891	83215	
ASH-1155	G63623		AT-568	G63622		CAHL-405	85300	89419	CAX-891	85314	89425
ASH-1205	83209	89414	AT-611	G63461		CAHL-406	85004		CAX-893	83203	89436
ASH-1206	83122	89406	AT-620	83209	89414	CAHL-409	85310	89423	CAX-893	85000	89436
ASH-1228	83209	89414	AT-621	83122	89406	CAHL-417	85311	89424	CAX-893	85043	
ASH-1230	83122	89406	AT-696	83140		CAT-722	83400		CAX-894	83209	89414
ASH-137	83122	89406	AT-766	83209	89414	CAT-760	G63622		CAX-894	85005	89430
ASH-24402	85928		AT-811	83135		CAT-761	G63623		CAX-894	85013	89414
ASH-24492	83175		AX-267A	83309		CAT-768	83209	89414	CAX-898	83125	
ASH-24659	85181		AX-269A	83308		CAT-853	G63183		CAX-898	85006	
ASH-24660	85180		AX-269A	83312	89409	CAT-895	83207	89407	CAX-913	83303	
ASH-25	83309		AX-277A	83219		CAT-904	G63299		CAX-916	83123	89405
ASH-25822	83209	89414	AX-282A	85010		CAT-930	G63461		CAX-916	85036	89405
ASH-25823	83209	89414	AX-310	83215		CAT-972	G63610		CAX-921	83318	
ASH-25824	83122	89406	AX-332	85928		CAX-001	85307		CAX-923	83102	
ASH-26	85006		AX-79A	83221		CAX-707	83215		CAX-923	83456	89447
ASH-29	83314		AX-79A	85030	89440	CAX-707	85001	89410	CAX-924	83317	
ASH-294	83209	89414	AX-85A	83219		CAX-710	83209	89414	CAX-957	83225	
ASH-32	83125		AX-97A	83122	89406	CAX-720	85003	89411	CAX-969	83221	
ASH-36	85716		AX-97A	85005	89430	CAX-811	83312	89409	CAX-969	85030	89440
ASH-37	85712		CAH-001	85307		CAX-828	83207	89407	CLT-124	G63610	
ASH-38	85314	89425	CAH-001	85711		CAX-828	85012	89413			
ASH-39	85001	89410	CAH-003	83215		CAX-833	83303				

Muncie Reclamation

Muncie reclamation	Gabriel	Upgrade	Muncie reclamation	Gabriel	Upgrade	Muncie reclamation	Gabriel	Upgrade	Muncie reclamation	Gabriel	Upgrade
665568	85051		H53-21144-004	85045		MR1763	85300	89419	MR3304H	85709	
665569	85045		H5320415006	85051		MR1765	85713		MR3306	85705	89447
680334	85709		H5321144004	85045		MR25767	85702		MR6394	85723	
97-2210-00164	85708		MR1623	85700		MR2960	85702		MR6535	85708	
97221000164	85708		MR1710	85713		MR2996	85704		MR6536	85722	
H53-20415-006	85051		MR1751	85713		MR3303	85709				

National RV Inc.

National rv inc.	Gabriel	Upgrade	National rv inc.	Gabriel	Upgrade	National rv inc.	Gabriel	Upgrade	National rv inc.	Gabriel	Upgrade
1C34-18045-AA	83209	89414	9U9Z-18125-A	83122	89406	ASH-25824	83122	89406	F4-BE5-A832-MO	85125	
1C34-18045-JA	83209	89414	9U9Z18125A	83122	89406	ASH-294	83209	89414	F4-BE5-B492-HO	85125	
24-153249	85125		ASH-1022	83209	89414	ASH1023	83122	89406	F4-BE5-F324-HO	85125	
24-153256	85124		ASH-1023	83122	89406	ASH1206	83122	89406	F4-BE5-F325-HO	85124	
24-186629	85125		ASH-1205	83209	89414	ASH1230	83122	89406	F4BE5A832MO	85125	
24153249	85125		ASH-1206	83122	89406	ASH137	83122	89406	F4BE5B492HO	85125	
24153256	85124		ASH-1228	83209	89414	ASH25824	83122	89406	F4BE5F324HO	85125	
24186629	85125		ASH-1229	83209	89414	AT-620	83209	89414	F4BE5F325HO	85124	
9U94-18045-AA	83209	89414	ASH-1230	83122	89406	AT-621	83122	89406	W0005662	85125	
9U94-18080-AA	83122	89406	ASH-137	83122	89406	AT-766	83209	89414	W0005663	85124	
9U9418080AA	83122	89406	ASH-25822	83209	89414	AT621	83122	89406	W0006254	85125	
9U9Z-18124-A	83209	89414	ASH-25823	83209	89414	C800853	83207	89407			

Neoplan Bus

Neoplan bus	Gabriel	Upgrade	Neoplan bus	Gabriel	Upgrade	Neoplan bus	Gabriel	Upgrade	Neoplan bus	Gabriel	Upgrade
24-1700-106-149	83216		24-1700-999-362	85009		241700106149	83216		241700999362	85009	

Important Note: Competitive Interchanges are to be used for stocking purposes only. Where multiple crosses are identified, please reference the applications section of this catalog. / **Remarque importante:** Les interchanges concurrentiels ne s'utilisent qu'aux fins de stocks. Dans le cas de références multiples, consulter la section des applications du catalogue. / **Nota importante:** Dans le cas de referencias multiples, consultar la sección de aplicaciones del catálogo. / **Nota importante:** Se pueden usar intercambios competitivos para propósitos de almacenamiento solamente. Cuando se identifican intercambios múltiples, consulte la sección de aplicaciones de este catálogo.

COMPETITIVE & O.E.M. INTERCHANGE LIST

Lista de Intercambios contra Competidores y Equipo Original.

Liste d'interchange de produits compititifs & d'equipement original (OEM)

Neoplan Bus... cont'd

Neoplan bus	Gabriel	Upgrade	Neoplan bus	Gabriel	Upgrade	Neoplan bus	Gabriel	Upgrade	Neoplan bus	Gabriel	Upgrade
25-1700-101-426	85705	89447	AA1802002	85705	89447	BT1002011	83216		GJ1002003	85705	89447
251700101426	85705	89447	AC1002002	85705	89447	CI 1002003	85705	89447	MM1002002	85705	89447
680307	85705	89447	AC1002002GS	85705	89447	CL1002003	85705	89447	MM1002003	85705	89447
AA1002002	85705	89447	AC1002003	85705	89447	DT1802002	85705	89447			
AA1002003	85705	89447	BN1002002	85009		DZ1002002	85705	89447			

New Flyer

New flyer	Gabriel	Upgrade	New flyer	Gabriel	Upgrade	New flyer	Gabriel	Upgrade	New flyer	Gabriel	Upgrade
009863	85722		152959	85708		68037840B	85720		69536140Y	87016	
015813	85708		6322882	85713		68050440X	85716		69536640Y	85732	
015915	85711		68027440Y	85716		68050640Y	85732		97-2210-00164	85708	
016415	85722		680346	85722		680671	85708		97221000164	85708	
064845	85711		680352	85711		690102	85711				

Newmar Corp.

Newmar corp.	Gabriel	Upgrade	Newmar corp.	Gabriel	Upgrade	Newmar corp.	Gabriel	Upgrade	Newmar corp.	Gabriel	Upgrade
141700131809	85029		16-18103-000	85900		481700000493	85900		ASH-25824	83122	89406
141700131810	83160		1616736000	85029		90045455	85909		ASH25824	83122	89406
16-16736-000	85029		1616737000	83160		ASH-1229	83209	89414			
16-16737-000	83160		1616874000	83160		ASH-25822	83209	89414			
16-16874-000	83160		1618103000	85900		ASH-25823	83209	89414			

Nexus RV

Nexus rv	Gabriel	Upgrade	Nexus rv	Gabriel	Upgrade	Nexus rv	Gabriel	Upgrade	Nexus rv	Gabriel	Upgrade
ASH-1136	G63623		ASH-1229	83209	89414	ASH-25823	83209	89414	ASH1154	G63622	
ASH-1154	G63622		ASH-25822	83209	89414	ASH-25824	83122	89406	ASH25824	83122	89406

Nissan

Nissan	Gabriel	Upgrade	Nissan	Gabriel	Upgrade	Nissan	Gabriel	Upgrade	Nissan	Gabriel	Upgrade
56101-30Z02	G63610		56101Z5008	83114		56110-Z5008	83114		56110Z5014	83162	
56101-Z5008	83114		56101Z5014	83162		56110-Z5014	83162		56110Z5017	83162	
56101-Z5014	83162		56101Z5017	83162		56110-Z5017	83162		56210-Z6003	85308	89422
56101-Z5017	83162		56110-30Z02	G63610		56110Z5008	83114		56210Z6003	85308	89422

North American Bus Industries

North american bus industries	Gabriel	Upgrade	North american bus industries	Gabriel	Upgrade	North american bus industries	Gabriel	Upgrade	North american bus industries	Gabriel	Upgrade
4160003214700	85708		481700124382	85708							

Nova Bus

Nova bus	Gabriel	Upgrade	Nova bus	Gabriel	Upgrade	Nova bus	Gabriel	Upgrade	Nova bus	Gabriel	Upgrade
12J-5-10	85733		680323	85700		97220100151	85700		G1203223	85702	
12J510	85733		680326	85700		97999902514	85700		G5008070	85700	
22045526	85702		680470	85713		G1011822	85702		N22212	85700	
22052014	85702		97-2201-00151	85700		G1101590	85713		OE 10086S	85702	
680232	85733		97-9999-02514	85700		G1201339	85702				

Orion Bus Industries

Orion bus industries	Gabriel	Upgrade	Orion bus industries	Gabriel	Upgrade	Orion bus industries	Gabriel	Upgrade	Orion bus industries	Gabriel	Upgrade
010134501-4	85307		0501345024	85732		060131508	87016		690102	85711	
0101345014	85307		050134506-4	85732		070131502	87016		695327	85732	
010134508-4	85732		0501345064	85732		070131506	87016		695343	85732	
0101345084	85732		050134508	85732		070231514	85729		695347	85732	
010234503-4	85308	89422	050134509	85732		070231527	85729		695366	85732	
0102345034	85308	89422	050134510	85732		20117501	85720		695389	87016	
020117503-4	85720		050134511	85732		20117504	85720		695420	85729	
0201175034	85720		050134513	85732		20117505	85720		695421	87016	
020117504	85720		050230501	85716		6430645	85729		695440	85729	
020273541	83203	89436	050231501-4	85716		680091	85303	89422	97-9999-02635	85732	
020273541-4	85000	89436	0502315014	85716		680102	85712		97-9999-02636	85716	
0202735414	85000	89436	050231502-4	85716		680274	85716		97999902635	85732	
020273544	83203	89436	0502315024	85716		680352	85711				
0501345-11	85732		050231505	85716		680378	85720				
050134501-4	85716		050231507	85716		680504	85716				
0501345014	85716		060131507	87016		680506	85732				

Important Note: Competitive Interchanges are to be used for stocking purposes only. Where multiple crosses are identified, please reference the applications section of this catalog. / **Remarque importante:** Les interchanges concurrentiels ne s'utilisent qu'aux fins de stocks. Dans le cas de rferences multiples, consulter la section des applications du catalogue. / **Nota importante:** Dans le cas de rferences multiples, consulter la section des applications du catalogue. / **Nota importante:** Se pueden usar intercambios competitivos para propósitos de almacenamiento solamente. Cuando se identifican intercambios múltiples, consulte la sección de aplicaciones de este catálogo.

COMPETITIVE & O.E.M. INTERCHANGE LIST

Lista de Intercambios contra Competidores y Equipo Original.

Liste d'interchange de produits comptitifs & d'equipement original (OEM)

Orion Bus Industries... cont'd

Orion bus industries	Gabriel	Upgrade	Orion bus industries	Gabriel	Upgrade	Orion bus industries	Gabriel	Upgrade	Orion bus industries	Gabriel	Upgrade
97999902636	85716		A4890	85712		OB020764	85716				
A-4890	85712		OB020570	85711		OB3166657	85700				

Oshkosh Motors

Oshkosh motors	Gabriel	Upgrade	Oshkosh motors	Gabriel	Upgrade	Oshkosh motors	Gabriel	Upgrade	Oshkosh motors	Gabriel	Upgrade
060670-018	83166		1573280	83221		40-4951	85316	89426	60670-018	83166	
1202-0054	83021		1583470	85051		40-5348	85058	89431	60670018	83166	
12020054	83021		2034140	646177		40-6967	85030	89440	651444	83221	
12405F	85734		2173340	85303	89422	400242	83312	89409	665040	85303	89422
12405F-1	85303	89422	2218640	83009		404845	85304		665060	83122	89406
12405F1	85303	89422	26228-A	83122	89406	404951	85316	89426	690049	85303	89422
12405FX1	85303	89422	26228A	83122	89406	405348	85058	89431	90044448	85051	
1398980	83127		2JD137	83119		406967	85030	89440	P117099	83120	
1445910	85300	89419	40-0242	83312	89409	5353054	85303	89422	RW24285	83119	
1573270	83207	89407	40-4845	85304		5361994	85734				

Osterlund Truck

Osterlund truck	Gabriel	Upgrade	Osterlund truck	Gabriel	Upgrade	Osterlund truck	Gabriel	Upgrade	Osterlund truck	Gabriel	Upgrade
220-S5-10	85712		220S510	85712		59011	83214		680117	85300	89419

Ottawa Truck

Ottawa truck	Gabriel	Upgrade	Ottawa truck	Gabriel	Upgrade	Ottawa truck	Gabriel	Upgrade	Ottawa truck	Gabriel	Upgrade
53540451	85300	89419	680117	85300	89419	90027577	85720				
59011	83214		90013787	85310	89423	9007342	85303	89422			

PACCAR

Paccar	Gabriel	Upgrade	Paccar	Gabriel	Upgrade	Paccar	Gabriel	Upgrade	Paccar	Gabriel	Upgrade
665633	85033	89427									

Pacific Truck & Trailer

Pacific truck & trailer	Gabriel	Upgrade	Pacific truck & trailer	Gabriel	Upgrade	Pacific truck & trailer	Gabriel	Upgrade	Pacific truck & trailer	Gabriel	Upgrade
507202C1	85030	89440									

Page Suspension

Page suspension	Gabriel	Upgrade	Page suspension	Gabriel	Upgrade	Page suspension	Gabriel	Upgrade	Page suspension	Gabriel	Upgrade
1080099	83203	89436	665133	83203	89436	A-2212	85029				
1081933	83204		665267	85029		A2212	85029				

PAI Corp.

Pai corp.	Gabriel	Upgrade	Pai corp.	Gabriel	Upgrade	Pai corp.	Gabriel	Upgrade	Pai corp.	Gabriel	Upgrade
HSA-5067	85305		HSA-5095	83215		HSA5080	83221				
HSA-5080	83221		HSA5067	85305		HSA5095	83215				

Peerless Trailer

Peerless trailer	Gabriel	Upgrade	Peerless trailer	Gabriel	Upgrade	Peerless trailer	Gabriel	Upgrade	Peerless trailer	Gabriel	Upgrade
120-1	83125		1201	83125		72-61	83125		7261	83125	

Peterbilt

Peterbilt	Gabriel	Upgrade	Peterbilt	Gabriel	Upgrade	Peterbilt	Gabriel	Upgrade	Peterbilt	Gabriel	Upgrade
02-00376	85302	89420	02-02738-2	85012	89413	0200495	85302	89420	0202738PLUS	85012	89413
02-00495	85302	89420	02-02738PLUS	85012	89413	0201759	83312	89409	0202738PLUS2	85012	89413
02-01759	83312	89409	02-02738PLUS-2	85012	89413	0201787	85062	89408	0202739	85013	89414
02-01787	85062	89408	02-02739	85013	89414	0201890	85012	89413	02027392	85013	89414
02-01890	85012	89413	02-02739-2	85013	89414	0202061	85013	89414	0202739PLUS	85013	89414
02-02061	85013	89414	02-02739PLUS	85013	89414	0202142	85036	89405	0202740	85036	89405
02-02142	85036	89405	02-02740	85036	89405	0202225	85012	89413	02027402	85036	89405
02-02225	85012	89413	02-02740-2	85036	89405	0202736	85302	89420	0202741	85012	89413
02-02736	85302	89420	02-02741	85012	89413	02027362	85302	89420	02027412	85012	89413
02-02736-2	85302	89420	02-02741-2	85012	89413	0202736PLUS	85302	89420	0202742	85062	89408
02-02736PLUS	85302	89420	02-02742	85062	89408	0202736PLUS2	85302	89420	02027422	85062	89408
02-02736PLUS-2	85302	89420	02-02742-2	85062	89408	0202737	85062	89408	0203020	85910	
02-02737	85062	89408	02-03020	85910		02027372	85062	89408	0204010	85012	89413
02-02737-2	85062	89408	02-04010	85012	89413	0202737PLUS	85062	89408			
02-02737PLUS	85062	89408	02-04010-2	85012	89413	0202737PLUS2	85062	89408			
02-02737PLUS-2	85062	89408	02-0739PLUS-2	85013	89414	0202738	85012	89413			
02-02738	85012	89413	0200376	85302	89420	02027382	85012	89413			

Important Note: Competitive Interchanges are to be used for stocking purposes only. Where multiple crosses are identified, please reference the applications section of this catalog. / **Remarque importante:** Les interchanges concurrentiels ne s'utilisent qu'aux fins de stocks. Dans le cas de rferences multiples, consulter la section des applications du catalogue. / **Nota importante:** Dans le cas de rferences multiples, consulter la section des applications du catalogue. / **Nota importante:** Se pueden usar intercambios competitivos para propósitos de almacenamiento solamente. Cuando se identifican intercambios múltiples, consulte la sección de aplicaciones de este catálogo.

COMPETITIVE & O.E.M. INTERCHANGE LIST
Lista de Intercambios contra Competidores y Equipo Original.
Liste dinterchange de produits comptitifs & dquipement original (OEM)

Peterbilt... cont'd

Peterbilt	Gabriel	Upgrade	Peterbilt	Gabriel	Upgrade	Peterbilt	Gabriel	Upgrade	Peterbilt	Gabriel	Upgrade
02040102	85012	89413	11418	646177		4790213PLUS	83122	89406	665876	85959	
020739PLUS2	85013	89414	11418WAC	646177		60670-005PLUS	83137		665918	85900	
03-01635	85308	89422	1201-0012	83023		60670-005PLUS-2	83137		665926	85047	89435
03-04176	85308	89422	1201-0054	83021		60670-008	83123	89405	665927	85901	
03-04176PLUS	85308	89422	1201-8001	83908		60670-008L	83123	89405	665928	85062	89408
03-04629	85311	89424	1201-8002	83081		60670-008PLUS	83123	89405	665930	85001	89410
03-05106	85033	89427	1201-8006	83081		60670-008PLUS-2	83123	89405	665931	83312	89409
03-05384	85033	89427	12010012	83023		60670005PLUS	83137		665932	85012	89413
03-06084	85033	89427	12010054	83021		60670008	83123	89405	665945	85902	
03-06084PLUS	85033	89427	12018001	83908		60670008L	83123	89405	665945-2	85902	
03-06084PLUS-2	85033	89427	12018002	83081		60670008PLUS	83123	89405	665950	85902	
03-07281	85311	89424	12018006	83081		60680-003	83112		671052	85070	89459
03-07421	85311	89424	1202-0012	83023		60680-003L	83112		671052-2	85070	89459
03-07421PLUS	85311	89424	1202-0032	83016		60680-004	83143		6710522	85070	89459
03-07421PLUS-2	85311	89424	1202-0054	83021		60680-004L	83143		671091	85069	89455
03-07421SPL	85311	89424	1202-1044	83025		60680-005	83142		671092	85012	89413
03-07423	85033	89427	12020012	83023		60680-005L	83142		671654	85936	89456
03-07423-2	85033	89427	12020032	83016		60680003	83112		671699	85937	
03-07423PLUS	85033	89427	12020054	83021		60680003L	83112		671794	85067	89451
03-07423PLUS-2	85033	89427	12021044	83025		60680004	83143		671962PLUS	85936	89456
03-07424	85311	89424	12887-01	85013	89414	60680004L	83143		671962SPL	85936	89456
03-07424PLUS	85311	89424	12887-02	85013	89414	60680005	83142		671963	85937	
03-08350	85343		1288701	85013	89414	60680005L	83142		680026	85302	89420
03-08350-2	85343		1288702	85013	89414	654782	83008		680027	85308	89422
03-08781	85069	89455	16-13947-000PLUS	85319	89428	654812	83042		680185	85308	89422
03-08781-2	85069	89455	16-13947-000PLUS-2	85319	89428	654919	83035		680237	85303	89422
0301635	85308	89422	1613947000PLUS	85319	89428	665133	83203	89436	680239	85310	89423
0304176	85308	89422	1613947000PLUS2	85319	89428	665174	85060		680240	85302	89420
0304176PLUS	85308	89422	16725-01	83126	89430	665565PLUS	85007		680241	85311	89424
0304629	85311	89424	1672501	83126	89430	665565PLUS-2	85007		680242	85308	89422
0305106	85033	89427	1707378PAC	85182		665565PLUS2	85007		680253	85314	89425
0305384	85033	89427	19495-01	83126	89430	665617	85031		680261	85062	89408
0306084	85033	89427	1949501	83126	89430	665617-2	85031		680261-2	85062	89408
0306084PLUS	85033	89427	20-16755	83042		6656172	85031		6802612	85062	89408
0306084PLUS2	85033	89427	2016755	83042		665632	85013	89414	680279	83209	89414
0307281	85311	89424	2018987C1PLUS	85003	89411	665633	85033	89427	680280	85906	89407
0307421	85311	89424	2018987C1PLUS-2	85003	89411	665655	85062	89408	680281	85003	89411
0307421PLUS	85311	89424	2018987C1PLUS2	85003	89411	665656	85012	89413	680281	85007	
0307421PLUS2	85311	89424	23-08233	85308	89422	665657	85013	89414	680303	85012	89413
0307421SPL	85311	89424	23-10393	85308	89422	665658	85036	89405	680348	85012	89413
0307423	85033	89427	23-12262	85012	89413	665660	85033	89427	680425	85320	89429
03074232	85033	89427	2308233	85308	89422	665662	85012	89413	680435	85033	89427
0307423PLUS	85033	89427	2310393	85308	89422	665738	85910		680457	85302	89420
0307423PLUS2	85033	89427	2312262	85012	89413	665738-2	85910		680459	85311	89424
0307424	85311	89424	25523002	83908		665752	85067	89451	680473	85319	89428
0307424PLUS	85311	89424	25523024	83081		665762	85012	89413	680586	85311	89424
0308350	85343		29-02455	83008		665783	83123	89405	70701PLUS	85900	
03083502	85343		29-06005	83035		665784	83122	89406	800670	85060	
0308781	85069	89455	29-06032	83035		665785	83137		8086053PLUS	85047	89435
03087812	85069	89455	2902455	83008		665788	85000	89436	85013A0C	85013	89414
10-12032-002PLUS	85320	89429	2906005	83035		665788-2	85000	89436	85013ac0	85013	89414
10-12032-002PLUS-2	85320	89429	2906032	83035		665826	85069	89455	90044011	85004	
10-12542-000PLUS	85901		471700004423	85109		665844	85069	89455	90044025PLUS	83209	89414
1012032002PLUS	85320	89429	471700013186	85109		665858	85070	89459	90044089PLUS	83124	89407
1012032002PLUS2	85320	89429	47902-13PLUS	83122	89406	665858-2	85070	89459	90044089PLUS-2	83124	89407
1012542000PLUS	85901		47902-13PLUS-2	83122	89406	6658582	85070	89459	90045132	85909	
									90045605	85109	

Important Note: Competitive Interchanges are to be used for stocking purposes only. Where multiple crosses are identified, please reference the applications section of this catalog. / **Remarque importante:** Les interchanges concurrentiels ne s'utilisent qu'aux fins de stocks. Dans le cas de rfrences multiples, consulter la section des applications du catalogue. / **Nota importante:** Dans le cas de rfrences multiples, consulte la section des aplicaciones du catalogue. / **Nota importante:** Se pueden usar intercambios competitivos para propósitos de almacenamiento solamente. Cuando se identifican intercambios múltiples, consulte la sección de aplicaciones de este catálogo.

COMPETITIVE & O.E.M. INTERCHANGE LIST
Lista de Intercambios contra Competidores y Equipo Original.
Liste dinterchange de produits comptitifs & dquipement original (OEM)

Peterbilt... cont'd

Peterbilt	Gabriel	Upgrade	Peterbilt	Gabriel	Upgrade	Peterbilt	Gabriel	Upgrade	Peterbilt	Gabriel	Upgrade
90045803	85109		B711000	85031		C71-1011PLUS-2	85069	89455	K374-26PLUS	85001	89410
90045812	85109		B711001	85070	89459	C71-1011SPL	85069	89455	K374-26PLUS-2	85001	89410
96027-1054	83011		B711002	85001	89410	C71-1013	85985		K374-27-2	85001	89410
960271054	83011		B711003	83312	89409	C71-1014	85936	89456	K374-28PLUS	85314	89425
ACHB966	83136		B716000	85959		C71-1016	85067	89451	K374-29PLUS	85310	89423
B71-1000	85031		B716002	85012	89413	C71-1017	85069	89455	K374-33-2	83312	89409
B71-1001	85070	89459	B7160022	85012	89413	C71-6000	85067	89451	K374-33PLUS	83312	89409
B71-1002	85001	89410	B716003	85029		C71-6000-2	85067	89451	K374-33PLUS-2	83312	89409
B71-1003	83312	89409	B716004	85084	89460	C71-6002	85311	89424	K374102	83215	
B71-6000	85959		B716005	85084	89460	C71-6003	85988		K37426PLUS	85001	89410
B71-6000-2	85959		B716006	85084	89460	C71-6004	85343		K37426PLUS2	85001	89410
B71-6002	85012	89413	B716007	85062	89408	C71-6005	85069	89455	K374272	85001	89410
B71-6002-2	85012	89413	B716008	83312	89409	C71-6015	85067	89451	K37428PLUS	85314	89425
B71-6003	85029		B716009	83219		C711002	85067	89451	K37429PLUS	85310	89423
B71-6003-2	85029		B716009	85062	89408	C7110022	85067	89451	K37433PLUS	83312	89409
B71-6004	85084	89460	B716010	85023	89415	C711002PLUS	85067	89451	PP1058870	83059	
B71-6005	85084	89460	B716011	85062	89408	C711002PLUS2	85067	89451	PP2582870	83012	
B71-6006	85084	89460	B716012	85119		C711011	85069	89455	R71-1004	83049	
B71-6007	85062	89408	B716013	85012	89413	C711011PLUS	85069	89455	R71-1005	83024	
B71-6008	83312	89409	B716015	85012	89413	C711011PLUS2	85069	89455	R71-6005	83042	
B71-6009	83219		B716016	85012	89413	C711011SPL	85069	89455	R71-6007	83008	
B71-6009	85062	89408	B716016A	85012	89413	C711013	85985		R71-6008	83035	
B71-6010	85023	89415	B716017	85910		C711014	85936	89456	R71-6009	83081	
B71-6011	85062	89408	B716018	85012	89413	C711016	85067	89451	R711004	83049	
B71-6012	85119		B716019	85989		C711017	85069	89455	R711005	83024	
B71-6013	85012	89413	B716020	85989		C716000	85067	89451	R716005	83042	
B71-6015	85012	89413	BFRG 072	85182		C7160002	85067	89451	R716007	83008	
B71-6016	85012	89413	C71-1002	85067	89451	C716002	85311	89424	R716008	83035	
B71-6016A	85012	89413	C71-1002-2	85067	89451	C716003	85988		R716009	83081	
B71-6017	85910		C71-1002PLUS	85067	89451	C716004	85343		TK19679	83126	89430
B71-6018	85012	89413	C71-1002PLUS-2	85067	89451	C716005	85069	89455			
B71-6019	85989		C71-1011	85069	89455	C716015	85067	89451			
B71-6020	85989		C71-1011PLUS	85069	89455	K374-10-2	83215				

Pierce Manufacturing Inc.

Pierce manufacturing inc.	Gabriel	Upgrade	Pierce manufacturing inc.	Gabriel	Upgrade	Pierce manufacturing inc.	Gabriel	Upgrade	Pierce manufacturing inc.	Gabriel	Upgrade
060665-013	85965		1860767000	83039		471700002991	85959		6127713C2	85656	
060665-013L	85965		1943267	85962		471700003920	85958		6127714C1	85928	
060665013	85965		2034140	646177		60657-003	85072		680401	85307	
10-13592-000	85959		2509223C91	83054		60657-003L	85072		814903003482	83040	
10-13760-000	85959		2509223C92	83054		60657003	85072		814903003483	83039	
10-13809-000	85958		3514952C1	85976		60657003L	85072		814903003528	83038	
1013760000	85959		3576464C2	85957		60665-013	85965		9HE302	85919	
1013809000	85958		3626571C2	85072		60665-013L	85965		ASH-1136	G63623	
1201-9008	83054		3868265C1	85995		60665013	85965		ASH-1154	G63622	
12019008	83054		40-0242	83312	89409	60675-003	85976		ASH-85789	77986	
1445910	85300	89419	40-3089	83312	89409	60675-003L	85976		ASH-85927	77986	
18-41762-000	83038		40-3135	85030	89440	60675003	85976		ASH-866127	77986	
18-47349-000	83039		40-4845	85304		60675003L	85976		ASH-866139	77986	
18-47350-000	83040		40-4951	85316	89426	60680-004	83143		H60657003	85072	
18-60764-000	83038		40-5348	85058	89431	60680-004L	83143		H60675-003	85976	
18-60766-000	83040		40-6967	85030	89440	60680-005	83142		H60675003	85976	
18-60767-000	83039		400242	83312	89409	60680-005L	83142		HC3Z-18125-EP	77986	
1841762000	83038		404845	85304		60680004	83143		HC3Z-18125-X	77986	
1847349000	83039		404951	85316	89426	60680004L	83143				
1847350000	83040		405348	85058	89431	60680005	83142				
1860764000	83038		406967	85030	89440	60680005L	83142				
1860766000	83040		471700000440	85959		6127088C1	83163				

Important Note: Competitive Interchanges are to be used for stocking purposes only. Where multiple crosses are identified, please reference the applications section of this catalog. / **Remarque importante:** Les interchanges concurrentiels ne s'utilisent qu'aux fins de stocks. Dans le cas de références multiples, consulter la section des applications du catalogue. / **Nota importante:** Dans le cas de referencias multiples, consultar la sección de aplicaciones del catálogo. / **Nota importante:** Se pueden usar intercambios competitivos para propósitos de almacenamiento solamente. Cuando se identifican intercambios múltiples, consulte la sección de aplicaciones de este catálogo.

COMPETITIVE & O.E.M. INTERCHANGE LIST

Lista de Intercambios contra Competidores y Equipo Original.

Liste d'interchange de produits compititifs & d'equipement original (OEM)

Pierce Manufacturing Inc.... cont'd

Pierce manufacturing inc.	Gabriel	Upgrade	Pierce manufacturing inc.	Gabriel	Upgrade	Pierce manufacturing inc.	Gabriel	Upgrade	Pierce manufacturing inc.	Gabriel	Upgrade
HDR60680-005	83142		LC3Z-18125-J	77986		SD-15165	85304				
HDR60680005	83142		LC3Z-18125-W	77986		SDA471700002991	85959				

Powerhouse Coach Inc.

Powerhouse coach inc.	Gabriel	Upgrade	Powerhouse coach inc.	Gabriel	Upgrade	Powerhouse coach inc.	Gabriel	Upgrade	Powerhouse coach inc.	Gabriel	Upgrade
141700005838	85061	89450	20551628	85066	89448	21462380	85088		64838-003	85933	89454
20433424	85061	89450	20973993	85061	89450	471700000443	85066	89448	64838-003L	85933	89454
20485632	85933	89454	21137330	85933	89454	471700003832	85933	89454	64838003	85933	89454
20485633	85933	89454	21436086	85061	89450	471700006040	85088		64838003L	85933	89454

Powerpacker

Powerpacker	Gabriel	Upgrade	Powerpacker	Gabriel	Upgrade	Powerpacker	Gabriel	Upgrade	Powerpacker	Gabriel	Upgrade
PP1058870	83059										

Prevost

Prevost	Gabriel	Upgrade	Prevost	Gabriel	Upgrade	Prevost	Gabriel	Upgrade	Prevost	Gabriel	Upgrade
01-0100-905	85303	89422	19502711	85702		63-1013	85329		630253	85713	
010100905	85303	89422	19506846	85339		630001	85713		631013	85329	
0822045526	85702		19507669	85340		630080	85713		650407	85736	
12L-5-89	85729		196013	85340		630091	85736		680323	85700	
12L589	85729		196533	85708		630103	85329		680422	85329	
12T-1-13	85303	89422	3166657	85700		630127	85736		680492	85713	
12T113	85303	89422	481700000207	85329		630134	85329		690060	85713	
19501288	85729		481700000209	85713		630161	85736		74939852	85308	89422
19501289	85728		481700999376	85329		630234	85329		G1011822	85702	
19501547	85740		481700999386	85736		630236	85329		G5008070	85700	
19501669	85339		52001	85708		630252	85329		N22212	85700	

ProPar

Propar	Gabriel	Upgrade	Propar	Gabriel	Upgrade	Propar	Gabriel	Upgrade	Propar	Gabriel	Upgrade
PROSH646155	646155		PROSH83128	83128	89436	PROSH85052	85052		PROSH85322	85322	
PROSH83002	83002		PROSH83130	83130		PROSH85053	85053	89442	PROSH85323	85323	89436
PROSH83008	83008		PROSH85000	85000	89436	PROSH85062	85062	89408	PROSH85338	85338	
PROSH83009	83009		PROSH85003	85003	89411	PROSH85069	85069	89455	PROSH85919	85919	
PROSH83027	83027		PROSH85005	85005	89430	PROSH85070	85070	89459	PROSH85923	85923	89458
PROSH83042	83042		PROSH85006	85006		PROSH85310	85310	89423	PROSH85924	85924	89457
PROSH83122	83122	89406	PROSH85012	85012	89413	PROSH85311	85311	89424	PROSH85932	85932	89453
PROSH83125	83125		PROSH85030	85030	89440	PROSH85316	85316	89426	PROSH85936	85936	89456
PROSH83127	83127		PROSH85045	85045		PROSH85321	85321		PROSH85954	85954	

PRT (ADD)

Prt (add)	Gabriel	Upgrade	Prt (add)	Gabriel	Upgrade	Prt (add)	Gabriel	Upgrade	Prt (add)	Gabriel	Upgrade
925000	83002		925021	83047		925044	83125		925067	G63623	
925001	83008		925022	83048		925045	83126	89430	925068	83180	
925002	83011		925024	83050		925046	83131		925069	83207	89407
925003	83012		925025	83051		925047	83134		925070	83209	89414
925004	83016		925026	83053		925048	83135		925071	83215	
925005	83017		925027	83054		925049	83136		925072	83216	
925006	83021		925028	83056		925050	83137		925073	83219	
925007	83023		925029	83062		925051	83140		925074	83221	
925008	83024		925030	83065		925052	83141		925075	83225	
925009	83025		925033	83081		925053	83142		925076	83303	
925010	83027		925034	83101		925054	83143		925078	83308	
925011	83028		925035	83103		925055	83147		925079	83309	
925012	83029		925036	83107		925057	83154		925080	83312	89409
925013	83035		925037	83109		925059	83159		925081	83314	
925014	83038		925038	83112		925060	83160		925082	83317	
925015	83039		925039	83114		925061	83162		925083	83364	
925016	83040		925040	83120		925063	83166				
925017	83041		925041	83122	89406	925064	83169				
925018	83042		925042	83123	89405	925065	83175				
925019	83044		925043	83124	89407	925066	G63622				

Important Note: Competitive Interchanges are to be used for stocking purposes only. Where multiple crosses are identified, please reference the applications section of this catalog. / **Remarque importante:** Les interchanges concurrentiels ne s'utilisent qu'aux fins de stocks. Dans le cas de rfrences multiples, consulter la section des applications du catalogue. / **Nota importante:** Dans le cas de rfrences multiples, consulter la section des applications du catalogue. / **Nota importante:** Se pueden usar intercambios competitivos para propósitos de almacenamiento solamente. Cuando se identifican intercambios múltiples, consulte la sección de aplicaciones de este catálogo.

COMPETITIVE & O.E.M. INTERCHANGE LIST
Lista de Intercambios contra Competidores y Equipo Original.
Liste dinterchange de produits comptitifs & dquipement original (OEM)

PRT (ADD)... cont'd

Prt (add)	Gabriel	Upgrade	Prt (add)	Gabriel	Upgrade	Prt (add)	Gabriel	Upgrade	Prt (add)	Gabriel	Upgrade
925084	83391		925145	85180		925222	85972		925289	85321	
925085	83395		925146	85181		925224	85985		925290	85322	
925086	83400		925148	85301		925226	85988		925291	85323	89436
925088	83518		925149	85302	89420	925227	85989		925292	85332	
925089	83519		925150	85303	89422	925228	85994		925293	85333	
925090	83613		925151	85304		925229	85995		925294	85334	
925091	83901		925152	85307		925231	83001		925295	85337	
925093	83906		925153	85308	89422	925232	83003		925296	85338	
925094	85001	89410	925154	85310	89423	925233	83004		925297	85339	
925095	85004		925155	85311	89424	925235	83006		925298	85340	
925096	85005	89430	925156	85314	89425	925236	83009		925299	85341	
925097	85006		925157	85315		925238	83018		925301	85345	
925098	85007		925158	85316	89426	925239	83019		925302	85351	
925099	85009		925159	85319	89428	925241	83022		925303	85382	
925100	85012	89413	925160	85320	89429	925242	83031		925304	85638	
925101	85013	89414	925161	85329		925243	83102		925306	85702	
925102	85014		925162	85331		925244	83105		925307	85704	
925103	85023	89415	925163	85335		925245	83110		925308	85708	
925104	85024		925165	85343		925246	83111		925309	85709	
925105	85026		925166	85376		925247	83113		925310	85711	
925106	85029		925167	85637		925249	83119		925311	85712	
925107	85030	89440	925168	85639		925250	83127		925314	85723	
925108	85031		925169	85642		925251	83128	89436	925315	85727	
925109	85033	89427	925173	85716		925252	83130		925316	85728	
925110	85036	89405	925174	85722		925254	83144		925317	85729	
925111	85043		925175	85724	89443	925255	83148		925318	85733	
925112	85046	89434	925178	85900		925256	83149		925319	85734	
925113	85047	89435	925179	85906	89407	925257	83150		925330	85737	
925114	85054		925180	85909		925258	83158		925331	85738	
925115	85055	89439	925181	85918	89449	925259	83164		925332	85739	
925116	85058	89431	925182	85919		925260	83168		925333	85740	
925118	85061	89450	925183	85920	89503	925261	83203	89436	925334	85901	
925119	85062	89408	925184	85656		925262	83214		925336	85908	
925120	85063		925185	85927		925264	83301		925337	85910	
925121	85065		925186	85928		925265	83318		925338	85911	
925122	85066	89448	925187	85932	89453	925266	83363		925339	85916	89430
925123	85067	89451	925188	85956		925267	83389	89436	925340	85648	
925124	85069	89455	925189	85958		925268	83401		925341	85929	
925125	85070	89459	925190	85959		925269	83456	89447	925342	85934	
925126	85071		925191	85965		925270	83635		925343	85935	
925127	85072		925192	85967		925271	85000	89436	925344	85938	
925128	85080		925193	85976		925272	85003	89411	925345	85939	
925129	85081		925194	89402		925273	85010		925346	85955	
925130	85082		925209	85736		925274	85027		925347	85961	
925131	85084	89460	925210	85902		925275	85040		925348	85962	
925132	85086		925211	85921		925276	85045		925349	85970	
925133	85088		925212	85923	89458	925277	85051		925353	87015	
925134	85090		925213	85924	89457	925278	85052		925355	87018	
925135	85061	89450	925214	85931	89458	925279	85053	89442	925363	83015	
925136	85102		925215	85933	89454	925281	85064		925364	83026	
925137	85106		925216	85936	89456	925282	85078		925365	83030	
925138	85109		925217	85937		925283	85079		925367	83034	
925139	85119		925218	85954		925284	85087		925368	83059	
925140	85122		925219	85957		925286	85300	89419	925371	83176	
925142	85124		925220	85963		925287	85305		925372	83204	
925143	85125		925221	85964		925288	85318		925373	83242	

Important Note: Competitive Interchanges are to be used for stocking purposes only. Where multiple crosses are identified, please reference the applications section of this catalog. / **Remarque importante:** Les interchanges concurrentiels ne s'utilisent qu'aux fins de stocks. Dans le cas de rferences multiples, consulter la section des applications du catalogue. / **Nota importante:** Dans le cas de rferences multiples, consulter la section des applications du catalogue. / **Nota importante:** Se pueden usar intercambios competitivos para propósitos de almacenamiento solamente. Cuando se identifican intercambios múltiples, consulte la sección de aplicaciones de este catálogo.

COMPETITIVE & O.E.M. INTERCHANGE LIST
Lista de Intercambios contra Competidores y Equipo Original.
Liste dinterchange de produits comptitifs & dquipement original (OEM)

PRT (ADD)... cont'd

Prt (add)	Gabriel	Upgrade	Prt (add)	Gabriel	Upgrade	Prt (add)	Gabriel	Upgrade	Prt (add)	Gabriel	Upgrade
925377	85700		925379	85732		925607	83007				
925378	85705	89447	925406	85979							

Rameriz Trailer

Rameriz trailer	Gabriel	Upgrade	Rameriz trailer	Gabriel	Upgrade	Rameriz trailer	Gabriel	Upgrade	Rameriz trailer	Gabriel	Upgrade
18165-01	85006		1816501	85006							

Raydan Manufacturing

Raydan manufacturing	Gabriel	Upgrade	Raydan manufacturing	Gabriel	Upgrade	Raydan manufacturing	Gabriel	Upgrade	Raydan manufacturing	Gabriel	Upgrade
14QK-3100	85739		446-51-211	85739		700115	85712				
14QK3100	85739		44651211	85739							

Red Lion Trailer

Red lion trailer	Gabriel	Upgrade	Red lion trailer	Gabriel	Upgrade	Red lion trailer	Gabriel	Upgrade	Red lion trailer	Gabriel	Upgrade
90044978	85059		90044989	85059							

Renegade RV

Renegade rv	Gabriel	Upgrade	Renegade rv	Gabriel	Upgrade	Renegade rv	Gabriel	Upgrade	Renegade rv	Gabriel	Upgrade
10-13760-000	85959		16-18708-000	85724	89443	21436086	85061	89450	471700006040	85088	
10-13809-000	85958		1618708000	85724	89443	21462380	85088		SDA471700002809	85724	89443
1013760000	85959		20433424	85061	89450	471700000443	85066	89448	SDA471700002991	85959	
1013809000	85958		20551628	85066	89448	471700002991	85959		SDA471700003920	85958	
141700005838	85061	89450	20973993	85061	89450	471700003920	85958				

Rex Mixer

Rex mixer	Gabriel	Upgrade	Rex mixer	Gabriel	Upgrade	Rex mixer	Gabriel	Upgrade	Rex mixer	Gabriel	Upgrade
102-13441-10	646155										

Reyco Suspension

Reyco suspension	Gabriel	Upgrade	Reyco suspension	Gabriel	Upgrade	Reyco suspension	Gabriel	Upgrade	Reyco suspension	Gabriel	Upgrade
12885-01	85300	89419	17403-01	83122	89406	20125-01	85030	89440	665830	85045	
12885-03	85300	89419	1740301	83122	89406	2012501	85030	89440	665833	85052	
1288501	85300	89419	17408-01	85005	89430	20129-01	85007		671707	85323	89436
1288503	85300	89419	1740801	85005	89430	2012901	85007		680551	85738	
12886-01	85334		17794-01	83215		20960-01	83204		680552	85938	
1288601	85334		1779401	83215		2096001	83204		680700	85938	
12887-01	85013	89414	18163-01	83207	89407	21310-01	85307		700098-01	83128	89436
12887-02	85013	89414	1816301	83207	89407	2131001	85307		700098-03	85052	
1288701	85013	89414	18164-01	83122	89406	21497-01	85005	89430	70009801	83128	89436
1288702	85013	89414	1816401	83122	89406	2149701	85005	89430	70009803	85052	
16230-01	85702		18165-01	85006		22062-01	85007		701071-01	665937	
1623001	85702		1816501	85006		2206201	85007		702135-01	85045	
16725-01	83126	89430	18166-01	85704		23523-01	85086		70213501	85045	
1672501	83126	89430	1816601	85704		2352301	85086		702136-01	85052	
16824-01	85006		18800-01	83203	89436	23524-01	85738		70213601	85052	
1682401	85006		1880001	83203	89436	2352401	85738		702209-01	85014	
17142-01	85001	89410	19495-01	83126	89430	23553-01	85938		70220901	85014	
1714201	85001	89410	1949501	83126	89430	2355301	85938		704672-01	85938	
17146-01	83209	89414	19623-01	83123	89405	24392-01	85051		70467201	85938	
1714601	83209	89414	1962301	83123	89405	2439201	85051				
17358-01	83126	89430	19824-01	85006		665748	85086				
1735801	83126	89430	1982401	85006		665813	85051				

Ridewell Corp.

Ridewell corp.	Gabriel	Upgrade	Ridewell corp.	Gabriel	Upgrade	Ridewell corp.	Gabriel	Upgrade	Ridewell corp.	Gabriel	Upgrade
1250005	85901		1265478B000	85736		1275813B000	85704		680101	85702	
1250546B000	85006		1266009B000	83130		1275943B	85005	89430	70654	85000	89436
1250563B000	85000	89436	1267120B000	85734		1310002	665937		90-1813	85712	
1250789B000	85014		1267249B000	85712		1310004	665937		901813	85712	
1252607B000	85702		1267395B000	85302	89420	1317570B001	646155		AS 4025B	85712	
1253069B000	85005	89430	1270007	85045		57645	85005	89430			
1254025B000	85712		1270563B000	85000	89436	665198	85005	89430			
1254190B000	85302	89420	1270563B003	85934		665267	85029				
1265157B000	85712		1270789B000	85014		665526	85014				

Important Note: Competitive Interchanges are to be used for stocking purposes only. Where multiple crosses are identified, please reference the applications section of this catalog. / **Remarque importante:** Les interchanges concurrentiels ne s'utilisent qu'aux fins de stocks. Dans le cas de rferences multiples, consulter la section des applications du catalogue. / **Nota importante:** Dans le cas de rferences multiples, consulte la section des aplicaciones du catalogue. / **Nota importante:** Se pueden usar intercambios competitivos para propósitos de almacenamiento solamente. Cuando se identifican intercambios múltiples, consulte la sección de aplicaciones de este catálogo.

COMPETITIVE & O.E.M. INTERCHANGE LIST

Lista de Intercambios contra Competidores y Equipo Original.

Liste d'interchange de produits compétitifs & d'équipement original (OEM)

Ridewell Corp.... cont'd

Ridewell corp.	Gabriel	Upgrade	Ridewell corp.	Gabriel	Upgrade	Ridewell corp.	Gabriel	Upgrade	Ridewell corp.	Gabriel	Upgrade
AS30698	85005	89430	AS789B	85014		S5478B	85307		S7172B	83207	89407
AS3069B	85005	89430	AS789B000	85014		S5813B	85704		S7249B	85307	
AS546B	85006		S2607B	85702		S5878B	83207	89407	S7365B	85305	
AS563B	83203	89436	S4025B	85712		S6009B	83203	89436			
AS575B	85005	89430	S5477B	85307		S7120B	85304				

Road Titan

Road titan	Gabriel	Upgrade	Road titan	Gabriel	Upgrade	Road titan	Gabriel	Upgrade	Road titan	Gabriel	Upgrade
RT646155	646155		RT85001	85001	89410	RT85067	85067	89451	RT85724	85724	89443
RT83008	83008		RT85003	85003	89411	RT85069	85069	89455	RT85918	85918	89449
RT83038	83038		RT85045	85045		RT85070	85070	89459	RT85931	85931	89458
RT83128	83128	89436	RT85062	85062	89408	RT85088	85088		RT85934	85934	
RT85000	85000	89436	RT85066	85066	89448	RT85311	85311	89424	RT85958	85958	

Roadmaster (Monaco)

Roadmaster (monaco)	Gabriel	Upgrade	Roadmaster (monaco)	Gabriel	Upgrade	Roadmaster (monaco)	Gabriel	Upgrade	Roadmaster (monaco)	Gabriel	Upgrade
90045132	85909		90045188	85910							

Sabo

Sabo	Gabriel	Upgrade	Sabo	Gabriel	Upgrade	Sabo	Gabriel	Upgrade	Sabo	Gabriel	Upgrade
8901020	85300	89419	8901026	85064		8901031	85900		890449	85300	89419
8901021	85320	89429	8901027	85310	89423	8901032	85901		895315	83009	
8901023	85066	89448	8901028	85316	89426	8901033	85918	89449	895316	83002	
8901024	85314	89425	8901029	85319	89428	8901156	G63299				
8901025	83128	89436	8901029	85724	89443	890120	85300	89419			
8901025	85000	89436	8901030	85323	89436	890414	85323	89436			

Sachs

Sachs	Gabriel	Upgrade	Sachs	Gabriel	Upgrade	Sachs	Gabriel	Upgrade	Sachs	Gabriel	Upgrade
101892	85708		315390	85918	89449	315427	85713		315598	85933	89454
101968	85708		315391	85956		315431	85014		315599	85109	
106282	85722		315392	85007		315432	83209	89414	315600	85918	89449
106884	85708		315392	85329		315432	85013	89414	315601	85959	
106885	85722		315393	85331		315434	85065		315603	83134	
112885	85709		315394	85921		315435	85088		315604	85053	89442
124693	85708		315395	85724	89443	315536	85086		315606	85061	89450
141700000373	85061	89450	315396	85335		315540	83613		315607	85061	89450
141700000378	83160		315397	83120		315541	85052		315608	85061	89450
141700000380	85061	89450	315398	85058	89431	315542	83122	89406	315608	85066	89448
141700000443	85066	89448	315399	85005	89430	315542	85005	89430	315609	85066	89448
141700002626	85061	89450	315400	85006		315543	85734		315610	83026	
141700005838	85061	89450	315401	85331		315544	83124	89407	315611	85006	
141700005839	85061	89450	315402	85900		315544	85014		315612	85006	
141700131809	85029		315403	85919		315545	85316	89426	315613	85030	89440
141700131810	83160		315404	85900		315545	85333		315613	85909	
141700131975	83160		315406	85918	89449	315546	85005	89430	315614	83125	
280499	85300	89419	315411	83128	89436	315547	85924	89457	315615	83027	
290146	85012	89413	315412	85106		315548	85070	89459	315616	83038	
290460	85005	89430	315413	85932	89453	315549	85033	89427	315617	85918	89449
290465	83125		315414	85959		315550	85311	89424	315618	83160	
290488	85040		315415	85933	89454	315551	85310	89423	315619	83160	
311229	85918	89449	315416	85003	89411	315552	83389	89436	315620	85080	
311230	85956		315417	85923	89458	315552	85000	89436	315621	85080	
311631	85906	89407	315417	85931	89458	315553	85900		315622	85081	
311632	85909		315418	83456	89447	315554	83125		315623	85918	89449
311633	85900		315420	85014		315555	83001		315624	85959	
311634	85001	89410	315421	85088		315556	83215		315626	85933	89454
311635	85030	89440	315422	85708		315558	85062	89408			
311793	85916	89430	315423	83127		315593	85029				
312724	85311	89424	315424	85067	89451	315594	85029				
315389	85090		315426	85007		315597	85959				

Important Note: Competitive Interchanges are to be used for stocking purposes only. Where multiple crosses are identified, please reference the applications section of this catalog. / **Remarque importante:** Les interchanges concurrentiels ne s'utilisent qu'aux fins de stocks. Dans le cas de références multiples, consulter la section des applications du catalogue. / **Nota importante:** Dans le cas de références multiples, consulter la section des applications du catalogue. / **Nota importante:** Se pueden usar intercambios competitivos para propósitos de almacenamiento solamente. Cuando se identifican intercambios múltiples, consulte la sección de aplicaciones de este catálogo.

COMPETITIVE & O.E.M. INTERCHANGE LIST
Lista de Intercambios contra Competidores y Equipo Original.
Liste d'interchange de produits compititifs & d'quipement original (OEM)

Sachs... cont'd

Sachs	Gabriel	Upgrade	Sachs	Gabriel	Upgrade	Sachs	Gabriel	Upgrade	Sachs	Gabriel	Upgrade
315654	85070	89459	316834	85058	89431	317961	85338		471700002993	85921	
315655	85937		316835	83110		317962	85311	89424	471700002994	83134	
315656	83040		316836	85055	89439	317963	85740		471700002995	83134	
315657	83039		316837	83312	89409	317964	85029		471700002996	85335	
315659	83047		316838	83309		317965	83163		471700003009	85006	
315660	83009		316839	83215		40A850	85708		471700003011	85058	89431
315661	85932	89453	316840	83126	89430	410009	83102		471700003832	85933	89454
315840	83126	89430	316840	85030	89440	410010	83317		471700003920	85958	
316 39	83215		316841	85303	89422	410021	83125		471700004423	85109	
316302	83163		317529	83154		410022	85006		471700005079	85005	89430
316303	83136		317530	646155		410024	85302	89420	471700006039	85088	
316305	83219		317531	83048		410025	83215		471700006040	85088	
316305	85023	89415	317532	83051		410026	85918	89449	471700006269	85932	89453
316306	85319	89428	317533	85052		410032	85001	89410	471700009646	85088	
316307	85036	89405	317534	85084	89460	410035	85001	89410	471700009647	85088	
316308	85321		317534	85989		410035	85337		471700011530	85181	
316309	85901		317535	83008		410036	85061	89450	471700011531	85180	
316310	85311	89424	317536	85738		410037	85081		471700013186	85109	
316311	85047	89435	317772	83029		410040	85909		471700014316	85061	89450
316312	83136		317773	85656		410042	85310	89423	471700014318	85188	
316313	85061	89450	317774	83122	89406	410043	85957		471700131155	85918	89449
316314	85064		317776	83209	89414	410044	85031		471700131256	85065	
316314	85938		317777	85648		410046	83136		471700131258	85081	
316316	85936	89456	317778	83045		410047	85071		471700131331	85932	89453
316318	85045		317779	85045		410048	85014		471700131545	85006	
316318	85052		317779	85939		410056	83389	89436	471700131646	85918	89449
316319	83130		317780	83030		410056	85000	89436	471700131775	85006	
316320	85030	89440	317781	83035		410057	83137		471700131778	85331	
316321	83317		317782	83207	89407	410057	85013	89414	471700131920	85933	89454
316322	85300	89419	317783	85024		410058	83122	89406	471700131921	85933	89454
316478	85331		317928	646177		410068	85030	89440	471700131974	85029	
316485	85959		317929	83019		410068	85054		481700000207	85329	
316488	85919		317930	83025		471700000426	85014		481700000209	85713	
316490	85010		317931	83049		471700000428	85006		481700000477	85900	
316491	85013	89414	317932	83101		471700000431	85066	89448	481700000493	85900	
316493	85010		317933	83103		471700000436	85030	89440	481700125969	85956	
316814	85026		317934	83123	89405	471700000440	85959		481700131438	85919	
316815	85030	89440	317935	83142		471700000443	85066	89448	481700131919	85900	
316816	85012	89413	317936	83144		471700000445	85080		481700999376	85329	
316817	85954		317936	85030	89440	471700000447	85919		481700999386	85376	
316818	85046	89434	317937	83148		471700000449	85918	89449	481700999386	85736	
316819	85055	89439	317938	85012	89413	471700000451	85080		510001	85303	89422
316820	85012	89413	317939	83314		471700000458	85014		510002	85302	89420
316821	83111		317940	85053	89442	471700000459	85030	89440	510003	85004	
316822	85978		317941	85302	89420	471700000464	85090		510004	85307	
316823	85072		317943	85979		471700000466	85959		510005	85303	89422
316824	85069	89455	317944	87015		471700000470	85918	89449	510006	85705	89447
316825	83021		317945	83515		471700002627	85066	89448	510017	85323	89436
316826	83031		317953	85301		471700002726	85918	89449	510017	85738	
316827	83002		317955	632147		471700002727	85959		510018	85724	89443
316828	83041		317956	83025		471700002809	85724	89443	510019	85916	89430
316829	83041		317957	83225		471700002861	85014		510023	85316	89426
316830	85051		317957	85007		471700002919	85106		814903003482	83040	
316831	85043		317958	83308		471700002990	85007		814903003483	83039	
316832	83120		317959	83400		471700002991	85959		814903003486	83047	
316833	83112		317960	85054		471700002992	85331		814903003496	83009	

Important Note: Competitive Interchanges are to be used for stocking purposes only. Where multiple crosses are identified, please reference the applications section of this catalog. / **Remarque importante:** Les interchanges concurrentiels ne s'utilisent qu'aux fins de stocks. Dans le cas de rfrences multiples, consulter la section des applications du catalogue. / **Nota importante:** Dans le cas de rfrences multiples, consulter la section des applications du catalogue. / **Nota importante:** Se pueden usar intercambios competitivos para propósitos de almacenamiento solamente. Cuando se identifican intercambios múltiples, consulte la sección de aplicaciones de este catálogo.

COMPETITIVE & O.E.M. INTERCHANGE LIST
Lista de Intercambios contra Competidores y Equipo Original.
Liste dinterchange de produits comptitifs & dquipement original (OEM)

Sachs... cont'd

Sachs	Gabriel	Upgrade	Sachs	Gabriel	Upgrade	Sachs	Gabriel	Upgrade	Sachs	Gabriel	Upgrade
814903003500	83026		814903003501	83027		814903003528	83038				

SAF Holland

Saf holland	Gabriel	Upgrade	Saf holland	Gabriel	Upgrade	Saf holland	Gabriel	Upgrade	Saf holland	Gabriel	Upgrade
47170000436	85030	89440	90044679	83122	89406	90045132	85909		90045813	85030	89440
47170000458	85014		90044680	83125		90045138	85910		AR-1008	85006	
47170000459	85030	89440	90044681	83204		90045175	85916	89430	AR-1141	83204	
57639	85000	89436	90044682	83209	89414	90045188	85910		AR-1141-C	83204	
57643	85013	89414	90044683	83122	89406	90045277	85030	89440	AR-1202	85300	89419
6025	83122	89406	90044684	83124	89407	90045298	83363		AR-134-C	85005	89430
6026	83204		90044685	83389	89436	90045299	83389	89436	AR-1404	85301	
632155	646177		90044686	85051		90045331	646155		AR-1425	85301	
646201	646177		90044687	83125		90045336	85014		AR-1434	83203	89436
665002	85004		90044688	83122	89406	90045337	85911		AR-1654	83209	89414
665003	85300	89419	90044769	83207	89407	90045338	85060		AR-1822	85304	
665197	85051		90044770	83207	89407	90045381	83150		AR-2451	83203	89436
665454	85045		90044794	83127		90045384	85916	89430	AR-2598	83123	89405
665514	83127		90044833	85052		90045418	85916	89430	AR-718-C	83203	89436
671921	85916	89430	90044834	85052		90045432	85321		AR-718-C-HD	85000	89436
671931	85916	89430	90044868	85045		90045433	85916	89430	AR-781	83203	89436
680234	85906	89407	90044878	83635		90045455	85909		AR-958	83207	89407
680268	85323	89436	90044907	83635		90045471	83150		AR-995	85734	
680645	85321		90044915	83127		90045504	85030	89440	AR1008	85006	
90044001	85005	89430	90044978	85059		90045532	85030	89440	AR1141	83204	
90044008	85000	89436	90044979	83113		90045534	85014		AR1141C	83204	
90044011	85004		90044981	85000	89436	90045563	85014		AR1202	85300	89419
90044012	85006		90044982	85000	89436	90045564	83128	89436	AR134C	85005	89430
90044016	85300	89419	90044989	85059		90045568	85060		AR1404	85301	
90044017	83204		90044991	85000	89436	90045572	85045		AR1425	85301	
90044025	83209	89414	90044992	85000	89436	90045574	83130		AR1434	83203	89436
90044046	83123	89405	90045000	85906	89407	90045575	85051		AR1654	83209	89414
90044071	85000	89436	90045001	85323	89436	90045576	83150		AR1822	85304	
90044081	85000	89436	90045002	85906	89407	90045605	85109		AR2451	83203	89436
90044086	85000	89436	90045003	85323	89436	90045607	83150		AR2598	83123	89405
90044089	83124	89407	90045040	83130		90045608	83363		AR718C	83203	89436
90044089C	83124	89407	90045053	85908		90045665	85029		AR718CHD	85000	89436
90044095	83203	89436	90045054	85051		90045666	83130		AR781	83203	89436
90044162	83128	89436	90045075	85911		90045666	85051		AR958	83207	89407
90044448	85051		90045083	85910		90045667	85060		AR995	85734	
90044625	83125		90045096	85916	89430	90045669	83389	89436	XB-SPN-053-36	83125	
90044626	83126	89430	90045099	85906	89407	90045803	85109		XBSPN05336	83125	
90044642	83127		90045110	83137		90045812	85109				

Safari Motor Coach

Safari motor coach	Gabriel	Upgrade	Safari motor coach	Gabriel	Upgrade	Safari motor coach	Gabriel	Upgrade	Safari motor coach	Gabriel	Upgrade
B462092	83126	89430	B462092	85910		B462093	85058	89431			

Seagrave Fire Apparatus LLC

Seagrave fire apparatus llc	Gabriel	Upgrade	Seagrave fire apparatus llc	Gabriel	Upgrade	Seagrave fire apparatus llc	Gabriel	Upgrade	Seagrave fire apparatus llc	Gabriel	Upgrade
680117	85300	89419	P0025500	85300	89419	P2598000	85712				

Shasta RV

Shasta rv	Gabriel	Upgrade	Shasta rv	Gabriel	Upgrade	Shasta rv	Gabriel	Upgrade	Shasta rv	Gabriel	Upgrade
8C24-18045-DA	G63622		8C2Z-18124-D	G63622		ASH-1136	G63623		AT-163G	G63622	
8C24-18080-DB	G63623		8C2Z-18125-D	G63623		ASH-1154	G63622		AT-164G	G63623	
8C2418045DA	G63622		8C2Z18124D	G63622		ASH1136	G63623		AT163G	G63622	
8C2418080DB	G63623		8C2Z18125D	G63623		ASH1154	G63622		AT164G	G63623	

Sicard

Sicard	Gabriel	Upgrade	Sicard	Gabriel	Upgrade	Sicard	Gabriel	Upgrade	Sicard	Gabriel	Upgrade
3166657	85700										

Important Note: Competitive Interchanges are to be used for stocking purposes only. Where multiple crosses are identified, please reference the applications section of this catalog. / **Remarque importante:** Les interchanges concurrentiels ne s'utilisent qu'aux fins de stocks. Dans le cas de références multiples, consulter la section des applications du catalogue. / **Nota importante:** Dans le cas de referencias multiples, consultar la sección de aplicaciones del catálogo. / **Nota importante:** Se pueden usar intercambios competitivos para propósitos de almacenamiento solamente. Cuando se identifican intercambios múltiples, consulte la sección de aplicaciones de este catálogo.

COMPETITIVE & O.E.M. INTERCHANGE LIST
Lista de Intercambios contra Competidores y Equipo Original.
Liste dinterchange de produits compititifs & dquipement original (OEM)

Spartan Motors

Spartan motors	Gabriel	Upgrade	Spartan motors	Gabriel	Upgrade	Spartan motors	Gabriel	Upgrade	Spartan motors	Gabriel	Upgrade
0272-SS5	85712		471700000456	85959		60665025L	85036	89405	B461731	85909	
0272SS5	85712		58913-009	85959		78068	85304		B461732	85030	89440
0346-SS5	85013	89414	58913-009L	85959		AS 4025B	85712		B462150	85909	
0346-SS5	85030	89440	58913009	85959		B46-1594	85013	89414	B462151	85007	
0346SS5	85013	89414	58913009L	85959		B46-1594	85030	89440	B462151	85030	89440
0346SS5	85030	89440	59011	83214		B46-1725	85029		B462385	85030	89440
0377-SS5	85029		60665-014	85962		B46-2151	85007		B462502	85013	89414
0377SS5	85029		60665-014L	85962		B461593	85909		B462502	85030	89440
1300B46	85029		60665-025	85036	89405	B461594	85013	89414	S2607B	85702	
21310-01	85307		60665-025L	85036	89405	B461594	85030	89440			
2131001	85307		60665014	85962		B461725	85029				
2200201	85007		60665014L	85962		B461725	85910				

Spring Valley

Spring valley	Gabriel	Upgrade	Spring valley	Gabriel	Upgrade	Spring valley	Gabriel	Upgrade	Spring valley	Gabriel	Upgrade
632155	646177										

Starcraft Bus Co.

Starcraft bus co.	Gabriel	Upgrade	Starcraft bus co.	Gabriel	Upgrade	Starcraft bus co.	Gabriel	Upgrade	Starcraft bus co.	Gabriel	Upgrade
3578858C1	85656		4C4Z-18125-DA	85656		ASH-1136	G63623		FC44-18045-BB	85181	
3578858C2	85656		4C4Z18124JB	85928		ASH-1154	G63622		FC44-18080-AB	85180	
3584116C1	83175		4C4Z18124QA	83175		ASH-24658	85181		FC4418045BB	85181	
3584116C2	83175		4C4Z18124RA	85928		ASH-24659	85181		FC4418080AB	85180	
3584118C2	85928		4C4Z18125B	83317		ASH-24660	85180		FC4Z-18124-A	85181	
471700011530	85181		4C4Z18125DA	85656		ASH24658	85181		FC4Z-18124-B	85181	
471700011531	85180		501906C92	83317		ASH24659	85181		FC4Z-18125-A	85180	
4C4Z-18124-JB	85928		AA-616	83175		ASH24660	85180		FC4Z18124A	85181	
4C4Z-18124-QA	83175		AA-617	85928		ASH24661	83317		FC4Z18124B	85181	
4C4Z-18124-RA	85928		AA616	83175		AT-812	85928		FC4Z18125A	85180	
4C4Z-18125-B	83317		AA617	85928		AT812	85928				

Stellantis

Stellantis	Gabriel	Upgrade	Stellantis	Gabriel	Upgrade	Stellantis	Gabriel	Upgrade	Stellantis	Gabriel	Upgrade
05168284AC	85649		6811 1104AB	85649		6811 1105AC	85649		6811 1107AA	85650	
05168295AB	85649		6811 1104AB-001	85649		6811 1105AC-001	85649		6811 1107AA-001	85650	
05168296AA	85650		6811 1104AB001	85649		6811 1105AC001	85649		6811 1107AA001	85650	

Sterling Truck

Sterling truck	Gabriel	Upgrade	Sterling truck	Gabriel	Upgrade	Sterling truck	Gabriel	Upgrade	Sterling truck	Gabriel	Upgrade
05168284AC	85649		4790228	85013	89414	6811 1107AA	85650		E7HZ-18124-A	85301	
05168295AB	85649		481700125969	85956		6811 1107AA-001	85650		E7HZ18124A	85301	
05168296AA	85650		4C4Z-18124-N	85957		6811 1107AA001	85650		E9HZ-18124-A	83309	
10-12388-000	85920	89503	4C4Z-18125-DA	85656		6E7Z-18125-A	83364		E9HZ18124A	83309	
10-12390-000	85920	89503	4C4Z18124N	85957		6E7Z18125A	83364		FOHZ-18124-B	85006	
10-13205-000	85918	89449	4C4Z18125DA	85656		90045099	85906	89407	FOHZ18124B	85006	
1012388000	85920	89503	57241-2	83109		AX-267A	83309		F1HZ-18124-A	83309	
1012390000	85920	89503	572412	83109		AX-310	83215		F1HZ-18124-B	83308	
1013205000	85918	89449	58913-003	85932	89453	AX267A	83309		F1HZ-18124-D	85006	
1202-1043	83025		58913-003L	85932	89453	AX310	83215		F1HZ-18124-E	85006	
12021043	83025		58913003	85932	89453	C4HZ-18124-E	83309		F1HZ-18124-H	85040	
16-13957-000	85724	89443	58913003L	85932	89453	C4HZ18124E	83309		F1HZ-18124-J	83308	
16-15770-000	85956		6803230300	85006		C4TZ-18124-AB	83308		F1HZ-18124-K	89402	
16-15817-000	85724	89443	6803260000	83120		C4TZ18124AB	83308		F1HZ18124A	83309	
1613957000	85724	89443	680339	85724	89443	D8HZ-18124-A	85301		F1HZ18124B	83308	
1615770000	85956		680611	85724	89443	D8HZ18124A	85301		F1HZ18124D	85006	
1615817000	85724	89443	6811 1104AB	85649		E6HZ-18124-A	85301		F1HZ18124E	85006	
18-45067-000	83034		6811 1104AB-001	85649		E6HZ-18124-D	85301		F1HZ18124H	85040	
1845067000	83034		6811 1104AB001	85649		E6HZ-18125-D	83215				
471700131331	85932	89453	6811 1105AC	85649		E6HZ18124A	85301				
471700131646	85918	89449	6811 1105AC-001	85649		E6HZ18124D	85301				
47902-28	85013	89414	6811 1105AC001	85649		E6HZ18125D	83215				

Important Note: Competitive Interchanges are to be used for stocking purposes only. Where multiple crosses are identified, please reference the applications section of this catalog. / **Remarque importante:** Les interchanges concurrentiels ne s'utilisent qu'aux fins de stocks. Dans le cas de rferences multiples, consulter la section des applications du catalogue. / **Nota importante:** Dans le cas de rferences multiples, consulter la section des applications du catalogue. / **Nota importante:** Se pueden usar intercambios competitivos para propósitos de almacenamiento solamente. Cuando se identifican intercambios múltiples, consulte la sección de aplicaciones de este catálogo.

COMPETITIVE & O.E.M. INTERCHANGE LIST

Lista de Intercambios contra Competidores y Equipo Original.

Liste d'interchange de produits compétitifs & d'équipement original (OEM)

Sterling Truck... cont'd

Sterling truck	Gabriel	Upgrade	Sterling truck	Gabriel	Upgrade	Sterling truck	Gabriel	Upgrade	Sterling truck	Gabriel	Upgrade
F1HZ18124J	83308		F6HT-18045-AC	85054		F6HT18045CC	85055	89439	F6HZ-18124-F	85055	89439
F1HZ18124K	89402		F6HT-18045-BC	85047	89435	F6HT18045EB	85055	89439	F6HZ-18124-G	85054	
F2HZ-18124-A	85376		F6HT-18045-CC	85055	89439	F6HT18045EC	85055	89439	F6HZ-18124-H	85054	
F2HZ-18124-B	85301		F6HT-18045-EB	85055	89439	F6HT18045GB	85030	89440	F6HZ-18124-J	89402	
F2HZ18124A	85376		F6HT-18045-EC	85055	89439	F6HT18045GC	85030	89440	F6HZ-18125-B	83109	
F2HZ18124B	85301		F6HT-18045-GB	85030	89440	F6HT18045HB	85054		F6HZ-18125-D	85013	89414
F4HT-18080-AB	85314	89425	F6HT-18045-GC	85030	89440	F6HT18045HC	85054		F6HZ-5K407-AB	83034	
F4HT-18080-BA	85001	89410	F6HT-18045-HB	85054		F6HT18045JB	89402		F6HZ18124A	85054	
F4HT18080AB	85314	89425	F6HT-18045-HC	85054		F6HT18045JC	89402		F6HZ18124B	83308	
F4HT18080BA	85001	89410	F6HT-18045-JB	89402		F6HT18045KA	89402		F6HZ18124C	85055	89439
F5HZ-18124-A	83314		F6HT-18045-JC	89402		F6HT18045LA	85376		F6HZ18124D	85055	89439
F5HZ-18124-B	83107		F6HT-18045-KA	89402		F6HT18080B	83109		F6HZ18124E	85055	89439
F5HZ-18124-C	85063		F6HT-18045-LA	85376		F6HT18080CA	85314	89425	F6HZ18124F	85055	89439
F5HZ-18124-D	83125		F6HT-18080-B	83109		F6HT18080DA	83109		F6HZ18124G	85054	
F5HZ-18125-A	85314	89425	F6HT-18080-CA	85314	89425	F6HT18080EA	85906	89407	F6HZ18124H	85054	
F5HZ-18125-B	85001	89410	F6HT-18080-DA	83109		F6HT18080FC	85013	89414	F6HZ18124J	89402	
F5HZ18124A	83314		F6HT-18080-EA	85906	89407	F6HT18124JC	89402		F6HZ18125B	83109	
F5HZ18124B	83107		F6HT-18080-FC	85013	89414	F6HT18124KA	89402		F6HZ18125D	85013	89414
F5HZ18124C	85063		F6HT-18124-JC	89402		F6HZ-18124-A	85054		F6HZ5K407AB	83034	
F5HZ18124D	83125		F6HT-18124-KA	89402		F6HZ-18124-B	83308		XC45-18045-AA	83216	
F5HZ18125A	85314	89425	F6HT18045AA	85054		F6HZ-18124-C	85055	89439	XC45-18080-BA	85724	89443
F5HZ18125B	85001	89410	F6HT18045AC	85054		F6HZ-18124-D	85055	89439	XC4518045AA	83216	
F6HT-18045-AA	85054		F6HT18045BC	85047	89435	F6HZ-18124-E	85055	89439	XC4518080BA	85724	89443

Stoughton Trailers Inc.

Stoughton trailers inc.	Gabriel	Upgrade	Stoughton trailers inc.	Gabriel	Upgrade	Stoughton trailers inc.	Gabriel	Upgrade	Stoughton trailers inc.	Gabriel	Upgrade
HTA20001	83389	89436	NW90044162	83128	89436	NW90044978	85059		RT18165-01	85006	
HTA20002	85000	89436	NW90044448	85051		NW90044979	83113		RT1816501	85006	

Suspensions Inc.

Suspensions inc.	Gabriel	Upgrade	Suspensions inc.	Gabriel	Upgrade	Suspensions inc.	Gabriel	Upgrade	Suspensions inc.	Gabriel	Upgrade
200188	646155										

Suspensys

Suspensys	Gabriel	Upgrade	Suspensys	Gabriel	Upgrade	Suspensys	Gabriel	Upgrade	Suspensys	Gabriel	Upgrade
218004872	85737										

Terex Corp.

Terex corp.	Gabriel	Upgrade	Terex corp.	Gabriel	Upgrade	Terex corp.	Gabriel	Upgrade	Terex corp.	Gabriel	Upgrade
12111	646155										

The Binkley Company

The binkley company	Gabriel	Upgrade	The binkley company	Gabriel	Upgrade	The binkley company	Gabriel	Upgrade	The binkley company	Gabriel	Upgrade
16965	85006		6898	83125							

Thomas

Thomas	Gabriel	Upgrade	Thomas	Gabriel	Upgrade	Thomas	Gabriel	Upgrade	Thomas	Gabriel	Upgrade
00614966	85307		471700003070	85122		61300285	83102		680010	85304	
10-13211-000	85918	89449	471700131545	85006		6130029	85712		680054	85307	
10-13634-000	85918	89449	60670-006	83147		61310101	85736		680088	85713	
1013211000	85918	89449	60670-006L	83147		61310102	85308	89422	680102	85712	
1013634000	85918	89449	60670006	83147		61310103	85308	89422	6803230300	85006	
128745	83102		60670006L	83147		61310104	85713		6803260000	83120	
16-15817-000	85724	89443	60998-001	85006		61310232	85000	89436	70445	85014	
16-18708-000	85724	89443	60998-003	85006		61310434	85724	89443	728802	85736	
16-18713-000	85122		60998001	85006		61310478	85724	89443	87002	85736	
16-19138-000	85058	89431	60998003	85006		614974	85304		8C24-18045-DA	G63622	
1615817000	85724	89443	61300112	83613		63-0001	85713		8C24-18080-DB	G63623	
1618708000	85724	89443	61300219	85014		630001	85713		8C2Z-18124-D	G63622	
1618713000	85122		61300223	85014		651442	83102				
1619138000	85058	89431	61300225	85014		659287	83102				
300-0614966	85307		61300224	85918	89449	680-323-0300	85006				
3000614966	85307		61300240	85918	89449	680-326-0000	83120				

Important Note: Competitive Interchanges are to be used for stocking purposes only. Where multiple crosses are identified, please reference the applications section of this catalog. / **Remarque importante:** Les interchanges concurrentiels ne s'utilisent qu'aux fins de stocks. Dans le cas de références multiples, consulter la section des applications du catalogue. / **Nota importante:** Dans le cas de referencias multiples, consultar la sección de aplicaciones del catálogo. / **Nota importante:** Se pueden usar intercambios competitivos para propósitos de almacenamiento solamente. Cuando se identifican intercambios múltiples, consulte la sección de aplicaciones de este catálogo.

COMPETITIVE & O.E.M. INTERCHANGE LIST

Lista de Intercambios contra Competidores y Equipo Original.

Liste d'interchange de produits compititifs & d'equipement original (OEM)

Thomas... cont'd

Thomas	Gabriel	Upgrade	Thomas	Gabriel	Upgrade	Thomas	Gabriel	Upgrade	Thomas	Gabriel	Upgrade
8C2Z-18125-D	G63623		A4890	85712		AT-163G	G63622		GBL654725	83120	
90045504	85030	89440	ASH-1136	G63623		AT-164G	G63623		GBL665538	85006	
A-4890	85712		ASH-1154	G63622		GBL651442	83102		TBB128745	83102	

Thor Motor Coach

Thor motor coach	Gabriel	Upgrade	Thor motor coach	Gabriel	Upgrade	Thor motor coach	Gabriel	Upgrade	Thor motor coach	Gabriel	Upgrade
141700131809	85029		8C2418080DB	G63623		ASH-1206	83122	89406	ASH1229	83209	89414
141700131810	83160		8C2Z-18124-D	G63622		ASH-1228	83209	89414	ASH1230	83122	89406
16-16736-000	85029		8C2Z-18125-D	G63623		ASH-1229	83209	89414	ASH137	83122	89406
16-16737-000	83160		8C2Z18124D	G63622		ASH-1230	83122	89406	ASH25820	85005	89430
16-16873-000	85029		8C2Z18125D	G63623		ASH-137	83122	89406	ASH25821	85006	
16-16874-000	83160		9U94-18045-AA	83209	89414	ASH-25820	85005	89430	ASH25822	83209	89414
16-18103-000	85900		9U94-18080-AA	83122	89406	ASH-25821	85006		ASH25823	83209	89414
1616736000	85029		9U9418045AA	83209	89414	ASH-25822	83209	89414	ASH25824	83122	89406
1616737000	83160		9U9418080AA	83122	89406	ASH-25823	83209	89414	ASH294	83209	89414
1616873000	85029		9U9Z-18124-A	83209	89414	ASH-25824	83122	89406	AT-163G	G63622	
1616874000	83160		9U9Z-18125-A	83122	89406	ASH-294	83209	89414	AT-164G	G63623	
1618103000	85900		9U9Z18124A	83209	89414	ASH1022	83209	89414	AT-620	83209	89414
1C34-18045-AA	83209	89414	9U9Z18125A	83122	89406	ASH1023	83122	89406	AT-621	83122	89406
1C34-18045-JA	83209	89414	ASH-1022	83209	89414	ASH1136	G63623		AT-766	83209	89414
1C3418045AA	83209	89414	ASH-1023	83122	89406	ASH1154	G63622		AT163G	G63622	
1C3418045JA	83209	89414	ASH-1136	G63623		ASH1161	85006		AT164G	G63623	
481700000493	85900		ASH-1154	G63622		ASH1162	85005	89430	AT620	83209	89414
8C24-18045-DA	G63622		ASH-1161	85006		ASH1205	83209	89414	AT621	83122	89406
8C24-18080-DB	G63623		ASH-1162	85005	89430	ASH1206	83122	89406	AT766	83209	89414
8C2418045DA	G63622		ASH-1205	83209	89414	ASH1228	83209	89414			

Tiffin Motorhomes Inc.

Tiffin motorhomes inc.	Gabriel	Upgrade	Tiffin motorhomes inc.	Gabriel	Upgrade	Tiffin motorhomes inc.	Gabriel	Upgrade	Tiffin motorhomes inc.	Gabriel	Upgrade
58913-009	85959		58913-009L	85959		58913009	85959		58913009L	85959	

Timbren Industries

Timbren industries	Gabriel	Upgrade	Timbren industries	Gabriel	Upgrade	Timbren industries	Gabriel	Upgrade	Timbren industries	Gabriel	Upgrade
665804	85939										

Trailmobile Canada Corp.

Trailmobile canada corp.	Gabriel	Upgrade	Trailmobile canada corp.	Gabriel	Upgrade	Trailmobile canada corp.	Gabriel	Upgrade	Trailmobile canada corp.	Gabriel	Upgrade
43-4-235	85051		43-8-002	83209	89414	434278	85059		438031	85029	
43-4-236	85029		43-8-011	83207	89407	434279	83204		90044089	83124	89407
43-4-237	85000	89436	43-8-013	85000	89436	436028	85000	89436	90044625	83125	
43-4-239	83207	89407	43-8-014	85013	89414	436118	85000	89436	90044642	83127	
43-4-241	85006		43-8-015	85006		436137	85006		90044978	85059	
43-4-277	85000	89436	43-8-022	83225		436158	85013	89414	90044979	83113	
43-4-278	85059		43-8-031	85029		436164	83207	89407	90044992	85000	89436
43-4-279	83204		434235	85051		438002	83209	89414	90045054	85051	
43-6-028	85000	89436	434236	85029		438011	83207	89407	A-2212	85029	
43-6-118	85000	89436	434237	85000	89436	438013	85000	89436	A2212	85029	
43-6-137	85006		434239	83207	89407	438014	85013	89414			
43-6-158	85013	89414	434241	85006		438015	85006				
43-6-164	83207	89407	434277	85000	89436	438022	83225				

Transportation Mfg. Corp.

Transportation mfg. corp.	Gabriel	Upgrade	Transportation mfg. corp.	Gabriel	Upgrade	Transportation mfg. corp.	Gabriel	Upgrade	Transportation mfg. corp.	Gabriel	Upgrade
12-05-6000	85711		12J-5-2	85312		12L-5-99	85339		22052014	85702	
12-05-6002	85339		12J-5-4	85312		12L569	85700		680349	85702	
12-05-6033	85339		12J-5-9	85700		12L570	85700		680470	85713	
12056000	85711		12J510	85733		12L599	85339		G1011822	85702	
12056002	85339		12J52	85312		12T-1-13	85303	89422	G1101590	85713	
12056033	85339		12J54	85312		12T113	85303	89422			
12G-5-1	85700		12J59	85700		12TA-01-13	85303	89422			
12G51	85700		12L-5-69	85700		12TA0113	85303	89422			
12J-5-10	85733		12L-5-70	85700		22045526	85702				

Important Note: Competitive Interchanges are to be used for stocking purposes only. Where multiple crosses are identified, please reference the applications section of this catalog. / **Remarque importante:** Les interchanges concurrentiels ne s'utilisent qu'aux fins de stocks. Dans le cas de rfrences multiples, consulter la section des applications du catalogue. / **Nota importante:** Dans le cas de rfrences multiples, consultar la seccion de aplicaciones del catalogo. / **Nota importante:** Se pueden usar intercambios competitivos para propósitos de almacenamiento solamente. Cuando se identifican intercambios múltiples, consulte la seccion de aplicaciones de este catalogo.

COMPETITIVE & O.E.M. INTERCHANGE LIST
Lista de Intercambios contra Competidores y Equipo Original.
Liste dinterchange de produits comptitifs & dquipement original (OEM)

Transportation Mfg. Corp.... cont'd

TRP

Trp	Gabriel	Upgrade	Trp	Gabriel	Upgrade	Trp	Gabriel	Upgrade	Trp	Gabriel	Upgrade
89402GSK	89402		HS 85003	85003	89411	HS 85067	85067	89451	HS 85918	85918	89449
HS 646155	646155		HS 85005	85005	89430	HS 85069	85069	89455	HS 85919	85919	
HS 727603	83203	89436	HS 85006	85006		HS 85070	85070	89459	HS 85920	85920	89503
HS 727607	83207	89407	HS 85012	85012	89413	HS 85088	85088		HS 85924	85924	89457
HS 83008	83008		HS 85029	85029		HS 85098	85061	89450	HS 85931	85931	89458
HS 83009	83009		HS 85033	85033	89427	HS 85310	85310	89423	HS 85933	85933	89454
HS 83038	83038		HS 85047	85047	89435	HS 85311	85311	89424	HS 85934	85934	
HS 83125	83125		HS 85052	85052		HS 85320	85320	89429	HS 85936	85936	89456
HS 83128	83128	89436	HS 85058	85058	89431	HS 85323	85323	89436	HS 85938	85938	
HS 83147	83147		HS 85061	85061	89450	HS 85724	85724	89443	HS 85954	85954	
HS 85000	85000	89436	HS 85062	85062	89408	HS 85738	85738		HS 85958	85958	
HS 85001	85001	89410	HS 85066	85066	89448	HS 85900	85900				

Truckmaster

Truckmaster	Gabriel	Upgrade	Truckmaster	Gabriel	Upgrade	Truckmaster	Gabriel	Upgrade	Truckmaster	Gabriel	Upgrade
665632	85013	89414	665930	85001	89410	680240	85302	89420	680303	85007	
665633	85033	89427	665931	83312	89409	680241	85311	89424	680348	85012	89413
665783	83123	89405	665932	85012	89413	680242	85308	89422	680385	85311	89424
665784	83122	89406	665950	85902		680243	85001	89410	680425	85320	89429
665785	83137		671052	85070	89459	680253	85314	89425	680435	85033	89427
665844	85069	89455	671654	85936	89456	680261	85062	89408	680473	85319	89428
665918	85900		671699	85937		680279	83209	89414	680586	85311	89424
665926	85047	89435	671794	85067	89451	680280	85906	89407	680601	85012	89413
665927	85901		680237	85303	89422	680281	85003	89411			
665928	85062	89408	680239	85310	89423	680283	85740				

Turtletop Bus

Turtletop bus	Gabriel	Upgrade	Turtletop bus	Gabriel	Upgrade	Turtletop bus	Gabriel	Upgrade	Turtletop bus	Gabriel	Upgrade
ASH-1136	G63623		ASH-1154	G63622							

Tuthill Technologies

Tuthill technologies	Gabriel	Upgrade	Tuthill technologies	Gabriel	Upgrade	Tuthill technologies	Gabriel	Upgrade	Tuthill technologies	Gabriel	Upgrade
1085	83214		17146-01	83209	89414	1816601	85704		23524-01	85738	
12885-01	85300	89419	1714601	83209	89414	18800-01	83203	89436	2352401	85738	
12885-03	85300	89419	17358-01	83126	89430	1880001	83203	89436	23553-01	85938	
1288501	85300	89419	1735801	83126	89430	19495-01	83126	89430	2355301	85938	
1288503	85300	89419	17403-01	83122	89406	1949501	83126	89430	24392-01	85051	
12887-01	85013	89414	1740301	83122	89406	19623-01	83123	89405	2439201	85051	
12887-02	85013	89414	17408-01	85005	89430	1962301	83123	89405	2697	85712	
1288701	85013	89414	1740801	85005	89430	19824-01	85006		66502	646155	
1288702	85013	89414	17794-01	83215		1982401	85006		680162	85300	89419
16230-01	85702		1779401	83215		20125-01	85030	89440	702135-01	85045	
1623001	85702		18163-01	83207	89407	2012501	85030	89440	70213501	85045	
16725-01	83126	89430	1816301	83207	89407	20129-01	85007		702136-01	85052	
1672501	83126	89430	18164-01	83122	89406	2012901	85007		70213601	85052	
16824-01	85006		1816401	83122	89406	20960-01	83204		702209-01	85014	
1682401	85006		18165-01	85006		2096001	83204		70220901	85014	
17142-01	85001	89410	1816501	85006		21497-01	85005	89430	OE12425	83214	
1714201	85001	89410	18166-01	85704		2149701	85005	89430			

Twin Coach

Twin coach	Gabriel	Upgrade	Twin coach	Gabriel	Upgrade	Twin coach	Gabriel	Upgrade	Twin coach	Gabriel	Upgrade
90044089	83124	89407	90044162	83128	89436	AR-958	83207	89407	AR958	83207	89407
90044089C	83124	89407	AR-718-C-HD	85000	89436	AR718CHD	85000	89436			

UD

Ud	Gabriel	Upgrade	Ud	Gabriel	Upgrade	Ud	Gabriel	Upgrade	Ud	Gabriel	Upgrade
561000T825	83515		56101-Z5014	83162		56101Z5014	83162				
56101-30Z02	G63610		56101-Z5017	83162		56101Z5017	83162				
56101-Z5008	83114		56101Z5008	83114							

Important Note: Competitive Interchanges are to be used for stocking purposes only. Where multiple crosses are identified, please reference the applications section of this catalog. / **Remarque importante:** Les interchanges concurrentiels ne s'utilisent qu'aux fins de stocks. Dans le cas de rferences multiples, consulter la section des applications du catalogue. / **Nota importante:** Dans le cas de rferences multiples, consulter la section des applications du catalogue. / **Nota importante:** Se pueden usar intercambios competitivos para propósitos de almacenamiento solamente. Cuando se identifican intercambios múltiples, consulte la sección de aplicaciones de este catálogo.

COMPETITIVE & O.E.M. INTERCHANGE LIST
Lista de Intercambios contra Competidores y Equipo Original.
Liste dinterchange de produits comptitifs & dquipement original (OEM)

UD... cont'd

Ud	Gabriel	Upgrade	Ud	Gabriel	Upgrade	Ud	Gabriel	Upgrade	Ud	Gabriel	Upgrade
56110-30Z02	G63610		56110-Z5014	83162		56110Z5008	83114		E61000T825	83515	
56110-T8123	G63432		56110-Z5017	83162		56110Z5014	83162				
56110-T8129	G63432		56110T8123	G63432		56110Z5017	83162				
56110-Z5008	83114		56110T8129	G63432		66400	G63432				

United Manufacturing

United manufacturing	Gabriel	Upgrade	United manufacturing	Gabriel	Upgrade	United manufacturing	Gabriel	Upgrade	United manufacturing	Gabriel	Upgrade
K-96-41	85304		K9641	85304							

Universal Coach

Universal coach	Gabriel	Upgrade	Universal coach	Gabriel	Upgrade	Universal coach	Gabriel	Upgrade	Universal coach	Gabriel	Upgrade
12-05-1199	85729		12051199	85729		680777	85729				

UPS Truck

Ups truck	Gabriel	Upgrade	Ups truck	Gabriel	Upgrade	Ups truck	Gabriel	Upgrade	Ups truck	Gabriel	Upgrade
P117099	83120		P117146	83118							

Utility Trailer Manufacturing Company

Utility trailer manufacturing company	Gabriel	Upgrade	Utility trailer manufacturing company	Gabriel	Upgrade	Utility trailer manufacturing company	Gabriel	Upgrade	Utility trailer manufacturing company	Gabriel	Upgrade
B-23361	85911		B-24125	85323	89436	B24023	85738		S-24088	83389	89436
B-23566	85000	89436	B-24579	85939		B24088	83389	89436	S-24088	85000	89436
B-23651	85045		B-25515	85338		B24088	85000	89436	S24088	83389	89436
B-24023	85738		B23361	85911		B24125	85323	89436	S24088	85000	89436
B-24088	83389	89436	B23566	85000	89436	B24579	85939				
B-24088	85000	89436	B23651	85045		B25515	85338				

Van Hool

Van hool	Gabriel	Upgrade	Van hool	Gabriel	Upgrade	Van hool	Gabriel	Upgrade	Van hool	Gabriel	Upgrade
6243-13790	85708		624313790	85708		665562	85708				
6243-14040	85708		624314040	85708		665563	85708				

Various

Various	Gabriel	Upgrade	Various	Gabriel	Upgrade	Various	Gabriel	Upgrade	Various	Gabriel	Upgrade
SC-2920	83176		SC2920	83176							

Volvo

Volvo	Gabriel	Upgrade	Volvo	Gabriel	Upgrade	Volvo	Gabriel	Upgrade	Volvo	Gabriel	Upgrade
02-7005976	83400		1091373	85302	89420	20353932	85081		21391413	83048	
02-7005977	83400		1091374	85303	89422	20414440	85081		21436086	85061	89450
027005976	83400		1091375	85304		20433424	85061	89450	21462378	85088	
027005977	83400		1091376	85305		20433425	85066	89448	21462380	85088	
03-1106460	85005	89430	1091377	85307		20433426	85081		22012065	85304	
031106460	85005	89430	1091378	85308	89422	20433427	85065		22046483	85304	
1091347	83125		1091379	85310	89423	20434880	85081		22052336	85304	
1091348	83122	89406	1093100	85027		20469001	85933	89454	22314111	85036	89405
1091349	83204		1093176	85024		20469002	85933	89454	22662125	83048	
1091350	83207	89407	1093178	85026		20485632	85933	89454	22662224	83048	
1091351	83209	89414	1093180	85030	89440	20485633	85933	89454	22662230	83905	
1091353	83215		1201-0012	83023		20496215	83048		22662235	83905	
1091354	83216		12010012	83023		20496217	83029		22662237	83905	
1091357	83219		1202-0012	83023		20513881	85061	89450	22866844	83048	
1091358	83456	89447	1202-0032	83016		20551628	85066	89448	23159761	85188	
1091359	83123	89405	12020012	83023		20704334	83048		23159763	85188	
1091360	83303		12020032	83016		20707753	85030	89440	23288402	85061	89450
1091362	83309		141700000373	85061	89450	20707753	85906	89407	23288403	85061	89450
1091363	83221		141700005838	85061	89450	20721254	83048		23567823	85072	
1091364	83312	89409	14QK-429M2	85072		20782199	85072		23568046	85036	89405
1091365	83400		1505190	85722		20863239	85080		25624698	83041	
1091366	83401		1591501	85722		20874147	83050		25624730	85005	89430
1091367	85000	89436	1593843	83215		20973993	85061	89450	25625008	83019	
1091368	85003	89411	1716824	85304		21137330	85933	89454			
1091370	85006		19501669	85339		21368411	83905				
1091371	85300	89419	19502711	85702		21368413	83048				
1091372	85301		19506846	85339		21391412	83048				

Important Note: Competitive Interchanges are to be used for stocking purposes only. Where multiple crosses are identified, please reference the applications section of this catalog. / **Remarque importante:** Les interchanges concurrentiels ne s'utilisent qu'aux fins de stocks. Dans le cas de rferences multiples, consulter la section des applications du catalogue. / **Nota importante:** Dans le cas de rferences multiples, consulter la section des applications du catalogue. / **Nota importante:** Se pueden usar intercambios competitivos para propósitos de almacenamiento solamente. Cuando se identifican intercambios múltiples, consulte la sección de aplicaciones de este catálogo.

COMPETITIVE & O.E.M. INTERCHANGE LIST
Lista de Intercambios contra Competidores y Equipo Original.
Liste dinterchange de produits comptitifs & dquipement original (OEM)

Volvo... cont'd

Volvo	Gabriel	Upgrade	Volvo	Gabriel	Upgrade	Volvo	Gabriel	Upgrade	Volvo	Gabriel	Upgrade
2562558	85060		3199994	85308	89422	3919569	85052		3919947	85013	89414
3082284	83400		35901-0001	83209	89414	3919570	83128	89436	3919948	85311	89424
3092842	85061	89450	35901-0003	85301		3919571	83635		3919949	85310	89423
3130140	85315		35901-0004	83219		3919572	83130		3919950	83219	
3171696	85307		35901-0005	83219		3919573	83123	89405	3919951	83309	
3172948	85303	89422	35901-0008	85060		3919574	85006		3919952	85736	
3199937	85316	89426	35901-0011	83123	89405	3919575	83120		3919953	85319	89428
3199938	85030	89440	35901-0017	83314		3919582	83215		3919954	85003	89411
3199939	85058	89431	35901-0022	83635		3919585	83209	89414	3919955	85300	89419
3199940	85005	89430	35901-3201	85024		3919587	83105		3919956	85036	89405
3199941	85006		35901-3406	85305		3919588	83216		3919957	83122	89406
3199942	89402		35901-3409	85304		3919589	85026		3919958	85046	89434
3199943	85012	89413	35901-3410	85307		3919591	83515		3919959	85000	89436
3199944	85006		35901-3413	85006		3919592	85024		3919960	85322	
3199945	85027		35901-3420	85303	89422	3919593	83242		3919961	85302	89420
3199946	85033	89427	359010001	83209	89414	3919594	85003	89411	3919962	85700	
3199947	85013	89414	359010003	85301		3919598	83312	89409	3919964	85304	
3199948	85311	89424	359010004	83219		3919900	85012	89413	3919965	85702	
3199949	85310	89423	359010005	83219		3919901	83103		3919966	85736	
3199950	85023	89415	359010008	85060		3919902	83126	89430	3919967	85302	89420
3199951	85024		359010011	83123	89405	3919903	83216		3919968	85736	
3199952	85736		359010017	83314		3919906	83308		3919972	85320	89429
3199953	85319	89428	359010022	83635		3919907	83309		3919973	85956	
3199954	85003	89411	359013201	85024		3919910	83221		3919974	85712	
3199955	85300	89419	359013406	85305		3919911	83124	89407	3919975	85700	
3199956	85036	89405	359013409	85304		3919912	83215		3919976	85033	89427
3199957	83122	89406	359013410	85307		3919913	83203	89436	3919977	85033	89427
3199959	85323	89436	359013413	85006		3919914	83209	89414	3919978	85702	
3199960	85322		359013420	85303	89422	3919915	83127		3919979	85702	
3199961	85307		37001-5	83401		3919916	83126	89430	3919980	85702	
3199962	85314	89425	370015	83401		3919917	83125		3919983	85704	
3199963	85315		37301-0001	85013	89414	3919918	83401		3919984	85700	
3199965	85736		37301-0008	83400		3919920	83303		3919985	85723	
3199966	85303	89422	37301-0016	85026		3919921	83123	89405	3919988	85311	89424
3199967	85302	89420	37301-0018	85005	89430	3919922	83318		3919989	85709	
3199968	85308	89422	37301-0021	85026		3919923	83301		3919990	85003	89411
3199972	85320	89429	37301-3201	85027		3919924	83456	89447	3919991	85708	
3199973	85722		37301-3202	85026		3919925	83317		3919992	85733	
3199974	85712		373010001	85013	89414	3919927	83101		3919993	85712	
3199975	85700		373010008	83400		3919928	83225		3919994	85310	89423
3199976	85711		373010016	85026		3919931	83126	89430	3945842	83009	
3199977	85711		373010018	85005	89430	3919932	85062	89408	3946210	83103	
3199978	85712		373010021	85026		3919933	85001	89410	3946217	83125	
3199979	85702		373013201	85027		3919934	85320	89429	3946219	83400	
3199980	85310	89423	373013202	85026		3919935	85026		3946239	85724	89443
3199983	85704		3915917	85319	89428	3919936	83207	89407	3949240	85047	89435
3199984	85314	89425	3915947	85001	89410	3919937	85316	89426	3949241	85061	89450
3199985	85723		3915948	85311	89424	3919938	85030	89440	3953643	85040	
3199986	85318		3916352	85013	89414	3919939	85058	89431	3971703	83112	
3199987	85705	89447	3919055	85007		3919940	85005	89430	3972662	85976	
3199988	85311	89424	3919056	83203	89436	3919941	85006		41700014316	85061	89450
3199989	85709		3919057	83225		3919942	89402		47170000443	85066	89448
3199990	85003	89411	3919526	83314		3919943	85012	89413	471700002627	85066	89448
3199991	85708		3919561	85314	89425	3919944	85036	89405	471700003832	85933	89454
3199992	85733		3919565	83103		3919945	85027		471700004423	85109	
3199993	85712		3919567	83613		3919946	85033	89427	471700006038	85088	

Important Note: Competitive Interchanges are to be used for stocking purposes only. Where multiple crosses are identified, please reference the applications section of this catalog. / **Remarque importante:** Les interchanges concurrentiels ne s'utilisent qu'aux fins de stocks. Dans le cas de rferences multiples, consulter la section des applications du catalogue. / **Nota importante:** Dans le cas de rferences multiples, consulter la section des applications du catalogue. / **Nota importante:** Se pueden usar intercambios competitivos para propósitos de almacenamiento solamente. Cuando se identifican intercambios múltiples, consulte la sección de aplicaciones de este catálogo.

COMPETITIVE & O.E.M. INTERCHANGE LIST
Lista de Intercambios contra Competidores y Equipo Original.
Liste dinterchange de produits comptitifs & dquipement original (OEM)

Volvo... cont'd

Volvo	Gabriel	Upgrade	Volvo	Gabriel	Upgrade	Volvo	Gabriel	Upgrade	Volvo	Gabriel	Upgrade
471700006040	85088		64838-003L	85933	89454	83176198	83112		90045812	85109	
471700013186	85109		64838001	85933	89454	83176199	83123	89405	ASH-24446	83215	
471700014316	85061	89450	64838002	85933	89454	83176200	83124	89407	ASH24446	83215	
471700014318	85188		64838003	85933	89454	83176201	83125		AX-310	83215	
471700131256	85065		64838003L	85933	89454	83176202	83126	89430	AX310	83215	
471700131258	85081		66010-0007	83004		83176203	83127		D7HT-18080-AA	83215	
471700131920	85933	89454	66010-0008	83004		83176204	83128	89436	D7HT-18080-DA	83215	
471700131921	85933	89454	660100007	83004		83176205	83136		D7HT18080AA	83215	
47902-24	83137		660100008	83004		83176206	83148		D7HT18080DA	83215	
4790224	83137		662211401	83215		83176207	83203	89436	EOHT-18080-AA	83215	
494-660	83219		665410	85027		83176208	83209	89414	EOHT18080AA	83215	
4940640	83216		665539	85026		83176209	83215		RC SA3041	83041	
494660	83219		665607	85047	89435	83176210	83216		RC SA3045	83045	
4975479	83400		665623	85046	89434	83176211	85000	89436	RC SA3048	83048	
4975480	83400		665739	85047	89435	83176212	85001	89410	RC SA3103	83103	
4975549	83216		668302	83216		83176213	85003	89411	RC SA3111	83111	
530596	85308	89422	676081	83401		83176214	85005	89430	RC SA3112	83112	
5322338	83214		676082	83401		83176215	85023	89415	RC SA3124	83124	89407
5513989	83216		6771501	85040		83176216	85026		RC SA3125	83125	
5531435	85307		6772218	85040		83176217	85033	89427	RC SA3127	83127	
5531436	85307		6775411	85040		83176218	85036	89405	RC SA3128	83128	89436
5531437	85307		6775412	85040		83176219	85045		RC SA3136	83136	
5534430	85303	89422	6790756	83215		83176220	85046	89434	RC SA3148	83148	
5534447	85303	89422	6794358	85040		83176221	85047	89435	RC SA3203	83203	89436
5549899	83207	89407	6857668	83105		83176222	85052		RC SA3216	83216	
5549925	85304		6876828	83105		83176223	85061	89450	RC SA5000	85000	89436
5554959	83401		70042	85302	89420	83176224	85062	89408	RC SA5001	85001	89410
57241-3	83112		8026658	85046	89434	83176225	85066	89448	RC SA5003	85003	89411
572413	83112		8056892	85023	89415	83176226	85067	89451	RC SA5005	85005	89430
60657-007	85072		8060026	85065		83176227	85069	89455	RC SA5047	85047	89435
60657007	85072		8065787	85026		83176228	85070	89459	RC SA5052	85052	
60675-001	85978		8071524	85024		83176229	85303	89422	RC SA5061	85061	89450
60675-001L	85978		8071881	85061	89450	83176230	85310	89423	RC SA5062	85062	89408
60675-13	85036	89405	8073212	85065		83176231	85311	89424	RC SA5066	85066	89448
60675001	85978		8075257	85065		83176232	85320	89429	RC SA5067	85067	89451
60675001L	85978		8075287	85065		83176233	85321		RC SA5070	85070	89459
6067513	85036	89405	8077874	85047	89435	83176234	85323	89436	RC SA5310	85310	89423
60680-003	83112		8077874-P01	85047	89435	83176235	85724	89443	RC SA5320	85320	89429
60680-003L	83112		8077874P01	85047	89435	83176236	85900		RC SA5724	85724	89443
60680-004	83143		8078195	85061	89450	83176237	85916	89430	RC SA5900	85900	
60680-004L	83143		8078546	83028		83176238	85918	89449	RC SA5918	85918	89449
60680-005	83142		8078547	83029		83176239	85933	89454	RC SA5933	85933	89454
60680-005L	83142		8083872	85978		83176240	646155		RC SA6155	646155	
60680003	83112		8086053	85047	89435	85104186	85006		SA3019	83019	
60680003L	83112		8086651	85066	89448	85104221	85066	89448	SA3041	83041	
60680004	83143		8162662	83004		85105667	83128	89436	SA3045	83045	
60680004L	83143		8168617	83030		85106580	85918	89449	SA3048	83048	
60680005	83142		8169859	85047	89435	85107095	83009		SA3103	83103	
60680005L	83142		8174749	85906	89407	85107238	85976		SA3110	83110	
629398	85307		83176191	83019		85134402	85061	89450	SA3111	83111	
629501	85307		83176192	83041		85137234	83125		SA3112	83112	
635869	83004		83176193	83045		85137420	85000	89436	SA3123	83123	89405
646220	85734		83176194	83048		90045132	85906	89407	SA3124	83124	89407
64838-001	85933	89454	83176195	83103		90045132	85909		SA3125	83125	
64838-002	85933	89454	83176196	83110		90045605	85109		SA3126	83126	89430
64838-003	85933	89454	83176197	83111		90045803	85109		SA3127	83127	

Important Note: Competitive Interchanges are to be used for stocking purposes only. Where multiple crosses are identified, please reference the applications section of this catalog. / **Remarque importante:** Les interchanges concurrentiels ne s'utilisent qu'aux fins de stocks. Dans le cas de références multiples, consulter la section des applications du catalogue. / **Nota importante:** Dans le cas de références multiples, consulter la section des applications du catalogue. / **Nota importante:** Se pueden usar intercambios competitivos para propósitos de almacenamiento solamente. Cuando se identifican intercambios múltiples, consulte la sección de aplicaciones de este catálogo.

COMPETITIVE & O.E.M. INTERCHANGE LIST
Lista de Intercambios contra Competidores y Equipo Original.
Liste dinterchange de produits comptitifs & dquipement original (OEM)

Volvo... cont'd

Volvo	Gabriel	Upgrade	Volvo	Gabriel	Upgrade	Volvo	Gabriel	Upgrade	Volvo	Gabriel	Upgrade
SA3128	83128	89436	SA5033	85033	89427	SA5067	85067	89451	SA5724	85724	89443
SA3136	83136		SA5036	85036	89405	SA5069	85069	89455	SA5900	85900	
SA3148	83148		SA5045	85045		SA5070	85070	89459	SA5916	85916	89430
SA5000	85000	89436	SA5046	85046	89434	SA5303	85303	89422	SA5918	85918	89449
SA5001	85001	89410	SA5047	85047	89435	SA5310	85310	89423	SA5933	85933	89454
SA5003	85003	89411	SA5052	85052		SA5311	85311	89424	SA6155	646155	
SA5005	85005	89430	SA5061	85061	89450	SA5320	85320	89429	SDA471700131258	85081	
SA5023	85023	89415	SA5062	85062	89408	SA5321	85321				
SA5026	85026		SA5066	85066	89448	SA5323	85323	89436			

Volvo RoadChoice

Volvo roadchoice	Gabriel	Upgrade	Volvo roadchoice	Gabriel	Upgrade	Volvo roadchoice	Gabriel	Upgrade	Volvo roadchoice	Gabriel	Upgrade
SA3008	83008		SA3128	83128	89436	SA5036	85036	89405	SA5320	85320	89429
SA3019	83019		SA3136	83136		SA5045	85045		SA5321	85321	
SA3038	83038		SA3148	83148		SA5046	85046	89434	SA5323	85323	89436
SA3041	83041		SA3203	83203	89436	SA5047	85047	89435	SA5724	85724	89443
SA3045	83045		SA3209	83209	89414	SA5052	85052		SA5900	85900	
SA3048	83048		SA3215	83215		SA5061	85061	89450	SA5916	85916	89430
SA3066	83066		SA3216	83216		SA5062	85062	89408	SA5918	85918	89449
SA3103	83103		SA3905	83905		SA5066	85066	89448	SA5931	85931	89458
SA3110	83110		SA5000	85000	89436	SA5067	85067	89451	SA5933	85933	89454
SA3111	83111		SA5001	85001	89410	SA5069	85069	89455	SA5934	85934	
SA3112	83112		SA5003	85003	89411	SA5070	85070	89459	SA5958	85958	
SA3123	83123	89405	SA5005	85005	89430	SA5088	85088		SA6155	646155	
SA3124	83124	89407	SA5012	85012	89413	SA5095	85061	89450	SA83203	83203	89436
SA3125	83125		SA5023	85023	89415	SA5303	85303	89422			
SA3126	83126	89430	SA5026	85026		SA5310	85310	89423			
SA3127	83127		SA5033	85033	89427	SA5311	85311	89424			

Wabash National

Wabash national	Gabriel	Upgrade	Wabash national	Gabriel	Upgrade	Wabash national	Gabriel	Upgrade	Wabash national	Gabriel	Upgrade
202447	85919		FRUUCE2983-1	85322		HENS23566	85000	89436	NEW900-45-299	85000	89436
203447	85919		FRUUCE29831	85322		HENS24088	83389	89436	NEW90044089	83124	89407
DANSR1VJ100	85078		FRUUCF8339-1	85321		HENS24088	85000	89436	NEW90044162	83128	89436
FLL83203-071	83203	89436	FRUUCF83391	85321		NEW900-44-089	83124	89407	NEW90044625	83125	
FLL83203071	83203	89436	HENS-20001	83389	89436	NEW900-44-162	83128	89436	NEW90044626	83126	89430
FLL83207-071	83207	89407	HENS-20002	85000	89436	NEW900-44-625	83125		NEW90044642	83127	
FLL83207071	83207	89407	HENS-20126	85323	89436	NEW900-44-626	83126	89430	NEW90044794	83127	
FLL85000-071	85000	89436	HENS-21292	85052		NEW900-44-642	83127		NEW90044868	85045	
FLL85000071	85000	89436	HENS-23566	85000	89436	NEW900-44-794	83127		NEW90044978	85059	
FLL85030-071	85030	89440	HENS-24088	83389	89436	NEW900-44-868	85045		NEW90044979	83113	
FLL85030071	85030	89440	HENS-24088	85000	89436	NEW900-44-978	85059		NEW90045040	83130	
FRUUCE1295-1	85300	89419	HENS20001	83389	89436	NEW900-44-979	83113		NEW90045054	85051	
FRUUCE1295-901	85300	89419	HENS20002	85000	89436	NEW900-45-040	83130		NEW90045298	83363	
FRUUCE12951	85300	89419	HENS20126	85323	89436	NEW900-45-054	85051		NEW90045299	85000	89436
FRUUCE1295901	85300	89419	HENS21292	85052		NEW900-45-298	83128	89436			

Watson & Chalin Mfg. Inc.

Watson & chalin mfg. inc.	Gabriel	Upgrade	Watson & chalin mfg. inc.	Gabriel	Upgrade	Watson & chalin mfg. inc.	Gabriel	Upgrade	Watson & chalin mfg. inc.	Gabriel	Upgrade
10147	83203	89436	17186	85323	89436	19249	85939		680547	85323	89436
10147HD	85000	89436	17186-01	85323	89436	19250	85382		680584	85938	
10148	83204		1718601	85323	89436	19603	85939		680714	85934	
10634	G63357		17218	85029		3946219	83400		727603	83203	89436
11418	646155		17297	85064		53000070-001	646177		727604	83204	
11418	646177		17300	85052		665724	85000	89436	A-20345	85345	
11604	83125		17306	85938		665727	85005	89430	A20345	85345	
11724	83123	89405	17382	85014		665728	85060				
12128	85005	89430	17430	85321		665769	85052				
17069	632147		17474	85009		665770	85064				
17079	85300	89419	19036	85934		665862	85000	89436			

Important Note: Competitive Interchanges are to be used for stocking purposes only. Where multiple crosses are identified, please reference the applications section of this catalog. / **Remarque importante:** Les interchanges concurrentiels ne s'utilisent qu'aux fins de stocks. Dans le cas de rferences multiples, consulter la section des applications du catalogue. / **Nota importante:** Dans le cas de rferences multiples, consulter la section des applications du catalogue. / **Nota importante:** Se pueden usar intercambios competitivos para propósitos de almacenamiento solamente. Cuando se identifican intercambios múltiples, consulte la sección de aplicaciones de este catálogo.

COMPETITIVE & O.E.M. INTERCHANGE LIST

Lista de Intercambios contra Competidores y Equipo Original.

Liste d'interchange de produits compititifs & d'equpement original (OEM)

Watson & Chalin Mfg. Inc.... cont'd

Watson & chalin mfg. inc.	Gabriel	Upgrade	Watson & chalin mfg. inc.	Gabriel	Upgrade	Watson & chalin mfg. inc.	Gabriel	Upgrade	Watson & chalin mfg. inc.	Gabriel	Upgrade
B-23649	85064		B-23651	85045		B23649	85064		B23651	85045	
B-23650	85052		B-23743	85938		B23650	85052		B23743	85938	

Western Star

Western star	Gabriel	Upgrade	Western star	Gabriel	Upgrade	Western star	Gabriel	Upgrade	Western star	Gabriel	Upgrade
02-7005976	83400		35901-0001	83209	89414	47902-24	83137		60680004	83143	
02-7005977	83400		35901-3406	85305		47902-8	83122	89406	60680004L	83143	
027005976	83400		35901-3409	85304		4790213	83122	89406	60680005	83142	
027005977	83400		35901-3410	85307		4790224	83137		60680005L	83142	
04-9041375	85315		35901-3413	85006		479028	83122	89406	615016	83401	
049041375	85315		35901-3420	85303	89422	481700006848	85724	89443	617547	83022	
10-13684-000	85918	89449	35901-4403	85060		481700125969	85956		654846	83027	
10-13809-000	85958		359010001	83209	89414	57241-1	83111		66010-3402	83022	
1011839	83216		359013406	85305		572411	83111		66010-3403	83022	
1013684000	85918	89449	359013409	85304		57252	85308	89422	66010-3404	83022	
1013809000	85958		359013410	85307		57905-1	85976		66010-3405	83026	
1201-0012	83023		359013413	85006		57905-2	85006		66010-3406	83027	
12010012	83023		359013420	85303	89422	579051	85976		66010-3407	83065	
1202-0012	83023		359014403	85060		579052	85006		660103402	83022	
1202-0032	83016		37301-3401	85053	89442	58913-003	85932	89453	660103403	83022	
12020012	83023		37301-3404	85053	89442	58913-003L	85932	89453	660103404	83022	
12020032	83016		37301-3405	85053	89442	58913-012	85932	89453	660103405	83026	
16-15770-000	85956		37301-3409	85053	89442	58913-012L	85932	89453	660103406	83027	
16-15817-000	85724	89443	37301-3412	85053	89442	58913003	85932	89453	660103407	83065	
16-18331-000	85053	89442	373013401	85053	89442	58913003L	85932	89453	665682	85053	89442
16-18706-000	85331		373013404	85053	89442	58913012	85932	89453	676081	83401	
16-18708-000	85724	89443	373013405	85053	89442	58913012L	85932	89453	676082	83401	
1615770000	85956		373013409	85053	89442	60657-003	85072		680611	85724	89443
1615817000	85724	89443	373013412	85053	89442	60657-003L	85072		81-4903003500	83026	
1618331000	85053	89442	37390-4401	85053	89442	60657003	85072		814903003500	83026	
1618706000	85331		37390-4402	85053	89442	60657003L	85072		814903003501	83027	
1618708000	85724	89443	37390-4403	85053	89442	60675-002	85979		90044025	83209	89414
16725-01	83126	89430	373904401	85053	89442	60675-002L	85979		90044907	83635	
1672501	83126	89430	373904402	85053	89442	60675002	85979		90045099	85906	89407
18-60772-000	83026		373904403	85053	89442	60675002L	85979		90045605	85109	
18-60773-000	83027		471700000470	85918	89449	60680-003	83112		90045803	85109	
1860772000	83026		471700002809	85724	89443	60680-003L	83112		90045812	85109	
1860773000	83027		471700003920	85958		60680-004	83143		CP-5222	85315	
19495-01	83126	89430	471700004423	85109		60680-004L	83143		CP5222	85315	
1949501	83126	89430	471700006269	85932	89453	60680-005	83142		GBL 654916	83026	
28R010	83216		471700013186	85109		60680-005L	83142		SDA471700002809	85724	89443
35066-4413	83122	89406	471700131331	85932	89453	60680003	83112		SDA481700125969	85956	
350664413	83122	89406	47902-13	83122	89406	60680003L	83112				

Western Unit Stabiliaire Suspension

Western unit stabiliaire suspension	Gabriel	Upgrade	Western unit stabiliaire suspension	Gabriel	Upgrade	Western unit stabiliaire suspension	Gabriel	Upgrade	Western unit stabiliaire suspension	Gabriel	Upgrade
101030	85307		4939967	85308	89422	80600	85300	89419			
101364	85305		80370	85304							

Westport Axle Corp.

Westport axle corp.	Gabriel	Upgrade	Westport axle corp.	Gabriel	Upgrade	Westport axle corp.	Gabriel	Upgrade	Westport axle corp.	Gabriel	Upgrade
143699-0185	646177		646124	646177							

Wheeled Coach Ind.

Wheeled coach ind.	Gabriel	Upgrade	Wheeled coach ind.	Gabriel	Upgrade	Wheeled coach ind.	Gabriel	Upgrade	Wheeled coach ind.	Gabriel	Upgrade
ASH-1136	G63623		ASH-1154	G63622		ASH1136	G63623		ASH1154	G63622	

Winnebago

Winnebago	Gabriel	Upgrade	Winnebago	Gabriel	Upgrade	Winnebago	Gabriel	Upgrade	Winnebago	Gabriel	Upgrade
141700131809	85029		16-16737-000	83160		16-18103-000	85900				
141700131810	83160		16-16873-000	85029		1616736000	85029				
16-16736-000	85029		16-16874-000	83160							

Important Note: Competitive Interchanges are to be used for stocking purposes only. Where multiple crosses are identified, please reference the applications section of this catalog. / **Remarque importante:** Les interchanges concurrentiels ne s'utilisent qu'aux fins de stocks. Dans le cas de rfrnces multiples, consulter la section des applications du catalogue. / **Nota importante:** Dans le cas de rfrnces multiples, consulter la section des applications du catalogue. / **Nota importante:** Se pueden usar intercambios competitivos para propósitos de almacenamiento solamente. Cuando se identifican intercambios múltiples, consulte la sección de aplicaciones de este catálogo.

COMPETITIVE & O.E.M. INTERCHANGE LIST

Lista de Intercambios contra Competidores y Equipo Original.

Liste d'interchange de produits compétitifs & d'équipement original (OEM)

Winnebago... cont'd

Winnebago	Gabriel	Upgrade	Winnebago	Gabriel	Upgrade	Winnebago	Gabriel	Upgrade	Winnebago	Gabriel	Upgrade
1616737000	83160		8C2Z18125D	G63623		ASH-25821	85006		AT-164G	G63623	
1616873000	85029		9U94-18045-AA	83209	89414	ASH-25822	83209	89414	AT-620	83209	89414
1616874000	83160		9U94-18080-AA	83122	89406	ASH-25823	83209	89414	AT-621	83122	89406
1618103000	85900		9U9418045AA	83209	89414	ASH-25824	83122	89406	AT-766	83209	89414
1C34-18045-AA	83209	89414	9U9418080AA	83122	89406	ASH-294	83209	89414	AT163G	G63622	
1C34-18045-JA	83209	89414	9U9Z-18124-A	83209	89414	ASH1022	83209	89414	AT164G	G63623	
1C3418045AA	83209	89414	9U9Z-18125-A	83122	89406	ASH1023	83122	89406	AT620	83209	89414
1C3418045JA	83209	89414	9U9Z-18125-B	83122	89406	ASH1136	G63623		AT621	83122	89406
24-153249	85125		9U9Z18124A	83209	89414	ASH1154	G63622		AT766	83209	89414
24-153256	85124		9U9Z18125A	83122	89406	ASH1161	85006		F4-BE5-A832-MO	85125	
24-186629	85125		9U9Z18125B	83122	89406	ASH1162	85005	89430	F4-BE5-B492-HO	85125	
24153249	85125		ASH-1022	83209	89414	ASH1205	83209	89414	F4-BE5-C832-MO	83124	89407
24153256	85124		ASH-1023	83122	89406	ASH1206	83122	89406	F4-BE5-F324-HO	85125	
24186629	85125		ASH-1136	G63623		ASH1228	83209	89414	F4-BE5-F325-HO	85124	
481700000493	85900		ASH-1154	G63622		ASH1229	83209	89414	F4BE5A832MO	85125	
66153-002	83124	89407	ASH-1161	85006		ASH1230	83122	89406	F4BE5B492HO	85125	
66153002	83124	89407	ASH-1162	85005	89430	ASH137	83122	89406	F4BE5C832MO	83124	89407
8C24-18045-DA	G63622		ASH-1205	83209	89414	ASH25820	85005	89430	F4BE5F324HO	85125	
8C24-18080-DB	G63623		ASH-1206	83122	89406	ASH25821	85006		F4BE5F325HO	85124	
8C2418045DA	G63622		ASH-1228	83209	89414	ASH25822	83209	89414	HU9Z-18125-B	83122	89406
8C2418080DB	G63623		ASH-1229	83209	89414	ASH25823	83209	89414	HU9Z18125B	83122	89406
8C2Z-18124-D	G63622		ASH-1230	83122	89406	ASH25824	83122	89406	W0005662	85125	
8C2Z-18125-D	G63623		ASH-137	83122	89406	ASH294	83209	89414	W0005663	85124	
8C2Z18124D	G63622		ASH-25820	85005	89430	AT-163G	G63622		W0006254	85125	

Workhorse

Workhorse	Gabriel	Upgrade	Workhorse	Gabriel	Upgrade	Workhorse	Gabriel	Upgrade	Workhorse	Gabriel	Upgrade
24-153249	85125		66153-002	83124	89407	F4-BE5-C832-MO	83124	89407	F4BE5F325HO	85124	
24-153256	85124		66153002	83124	89407	F4-BE5-F324-HO	85125		W0005662	85125	
24-186629	85125		680672	85919		F4-BE5-F325-HO	85124		W0005663	85124	
24153249	85125		7805-X-1012	85919		F4BE5A832MO	85125		W0006254	85125	
24153256	85124		7805X1012	85919		F4BE5B492HO	85125		W0007365	G63866	
24186629	85125		F4-BE5-A832-MO	85125		F4BE5C832MO	83124	89407	W0011635	83221	
659223	G63866		F4-BE5-B492-HO	85125		F4BE5F324HO	85125		W0011636	G63366	

World Trans Bus Co.

World trans bus co.	Gabriel	Upgrade	World trans bus co.	Gabriel	Upgrade	World trans bus co.	Gabriel	Upgrade	World trans bus co.	Gabriel	Upgrade
ASH-1136	G63623		ASH-1154	G63622		ASH1136	G63623		ASH1154	G63622	

XOS Truck Company

Xos truck company	Gabriel	Upgrade	Xos truck company	Gabriel	Upgrade	Xos truck company	Gabriel	Upgrade	Xos truck company	Gabriel	Upgrade
58913-009	85959		58913009	85959		60665-025	85036	89405	60665025	85036	89405
58913-009L	85959		58913009L	85959		60665-025L	85036	89405	60665025L	85036	89405

Important Note: Competitive Interchanges are to be used for stocking purposes only. Where multiple crosses are identified, please reference the applications section of this catalog. / **Remarque importante:** Les interchanges concurrentiels ne s'utilisent qu'aux fins de stocks. Dans le cas de références multiples, consulter la section des applications du catalogue. / **Nota importante:** Dans le cas de références multiples, consulter la section des applications du catalogue. / **Nota importante:** Se pueden usar intercambios competitivos para propósitos de almacenamiento solamente. Cuando se identifican intercambios múltiples, consulte la sección de aplicaciones de este catálogo.



FleetLine® GasSLX®

Interchange Intercambio Échange

FleetLine	GasSLX	FleetLine	GasSLX
83122	89406	85067	89451
83123	89405	85069	89455
83124	89407	85070	89459
83126	89430	85084	89460
83128	89436	85300	89419
83203	89436	85302	89420
83207	89407	85303	89422
83209	89414	85308	89422
83312	89409	85310	89423
83389	89436	85311	89424
83456	89447	85314	89425
85000	89436	85316	89426
85001	89410	85319	89428
85003	89411	85320	89429
85005	89430	85323	89436
85012	89413	85705	89447
85013	89414	85724	89443
85023	89415	85906	89407
85030	89440	85916	89430
85033	89427	85918	89449
85036	89405	85920	89503
85046	89434	85923	89458
85047	89435	85924	89457
85053	89442	85931	89458
85055	89439	85932	89453
85058	89431	85933	89454
85061	89450	85936	89456
85062	89408		
85066	89448		



IMPORTANT NOTE: Interchange must only be used for FLEETLINE to GasSLX upgrade. Interchange is NOT REVERSIBLE.

NOTA IMPORTANTE: El intercambio se debe utilizar solamente de FLEETLINE a GasSLX mejorado. El intercambio NO ES REVERSIBLE.

REMARQUE IMPORTANTE: L'échange ne peut se faire que pour le surclassement du FLEETLINE au GasSLX. L'échange N'EST PAS REVERSIBLE.



HOW TO DETERMINE THE CORRECT SHOCK FOR YOUR TRUCK

CÓMO ESCOGER EL MEJOR AMORTIGUADOR PARA SU CAMIÓN

COMMENT CHOISIR LE BON AMORTISSEUR POUR VOTRE CAMION

Part Number: The catalog number for the individual shock absorber.

Extended Length*: The length of the shock absorber when it is fully extended. See "How to Measure" instructions.

Collapsed Length*: The length of the shock absorber when it is fully collapsed. See "How to Measure" instructions.

Stroke: This is the approximate length of the stroke of the individual shock absorber being described.

Mounting Codes: Indicates the type of mounting ends for the upper and lower end of each shock absorber.

They are listed as follows:

- Stud type mounts ("S" & "DS")
- Eye ring and bushing mounts ("EB")
- Eye ring and bushing with sleeve mounts ("ES")
- Eye ring and bushing with bar pin mounts ("BP")
- Special mounting codes ("SP")

Número de parte: El número de catálogo para el amortiguador individual.

Longitud extendida*: La longitud del amortiguador cuando está totalmente extendido. Consulte las instrucciones "Cómo medir".

Longitud colapsada*: La longitud del amortiguador cuando está totalmente colapsado. Consulte las instrucciones "Cómo medir".

Carrera: Esta es la longitud aproximada de la carrera del amortiguador individual que se está describiendo.

Códigos de montura: Indica el tipo de extremos de montura para el extremo superior e inferior de cada amortiguador.

Se enumeran de la siguiente manera:

- Monturas tipo perno ("S" y "DS")
- Monturas de anillo y casquillo ("EB")
- Monturas de anillo y casquillo con funda ("ES")
- Monturas de anillo y casquillo con pasador de barra ("BP")
- Códigos especiales de montura ("SP")

Numéro de pièce : Le numéro de catalogue pour l'amortisseur individuel.

Longueur en extension*: La longueur de l'amortisseur lorsqu'il est en extension complète. Voir les instructions « Comment mesurer ».

Longueur plié*: La longueur de l'amortisseur lorsqu'il est complètement plié. Voir les instructions « Comment mesurer ».

Course: Ceci est la longueur approximative de la course de l'amortisseur individuel décrit ici.

Codes de fixation: Indique le type d'extrémité de fixation pour l'extrémité supérieure et inférieure de chaque amortisseur.

Ils sont classés comme suit :

- Fixations à goujons (« S » et « DS »)
- Fixations à œillet et à douille (« EB »)
- Fixations à œillet et douille de glissement (« ES »)
- Fixations à œillet et à douille avec broche (« BP »)
- Codes de fixations spéciales (« SP »)

CONVERSION CHART | TABLA DE CONVERSIÓN | TABLEAU DE CONVERSION

Fraction Fracción	Decimal Décimal	Metric Métrico Métrique	Fraction Fracción	Decimal Décimal	Metric Métrico Métrique
(INCHES)	(INCHES)	(MM)	(INCHES)	(INCHES)	(MM)
1/64	0.016	0.397	33/64	0.516	13.097
1/32	0.031	0.794	17/32	0.531	13.494
3/64	0.047	1.191	35/64	0.547	13.891
1/16	0.063	1.588	9/16	0.563	14.288
5/64	0.078	1.984	37/64	0.578	14.684
3/32	0.094	2.381	19/32	0.594	15.081
7/64	0.109	2.778	39/64	0.609	15.478
1/8	0.125	3.175	5/8	0.625	15.875
9/64	0.141	3.572	41/64	0.641	16.272
5/32	0.156	3.969	21/32	0.656	16.669
11/64	0.172	4.366	43/64	0.672	17.066
3/16	0.188	4.763	11/16	0.688	17.463
13/64	0.203	5.159	45/64	0.703	17.859
7/32	0.219	5.556	23/32	0.719	18.256
15/64	0.234	5.953	47/64	0.734	18.653
1/4	0.250	6.350	3/4	0.750	19.050
17/64	0.266	6.747	49/64	0.766	19.447
9/32	0.281	7.144	25/32	0.781	19.844
19/64	0.297	7.541	51/64	0.797	20.241
5/16	0.313	7.938	13/16	0.813	20.638
21/64	0.328	8.334	53/64	0.828	21.034
11/32	0.344	8.731	27/32	0.844	21.431
23/64	0.359	9.128	55/64	0.859	21.828
3/8	0.375	9.525	7/8	0.875	22.225
25/64	0.391	9.922	57/64	0.891	22.622
13/32	0.406	10.319	29/32	0.906	23.019
27/64	0.422	10.716	59/64	0.922	23.416
7/16	0.438	11.113	15/16	0.938	23.813
29/64	0.453	11.509	61/64	0.953	24.209
15/32	0.469	11.906	31/32	0.969	24.606
31/64	0.484	12.303	63/64	0.984	25.003
1/2	0.500	12.700	1	1.000	25.400

METRIC CONVERSION CHART | TABLA DE CONVERSIÓN MÉTRICA | TABLEAU DE CONVERSION

(MM)	(INCHES)	(MM)	(INCHES)	(MM)	(INCHES)
1	0.03937	10	0.39370	19	0.74803
2	0.07874	11	0.43307	20	0.78740
3	0.11811	12	0.47244	21	0.82677
4	0.15748	13	0.51181	22	0.86614
5	0.19685	14	0.55118	23	0.90551
6	0.23622	15	0.59055	24	0.94488
7	0.27559	16	0.62992	25	0.98425
8	0.31496	17	0.66929		
9	0.35433	18	0.70866		

HOW TO DETERMINE THE CORRECT SHOCK FOR YOUR TRUCK

CÓMO ESCOGER EL MEJOR AMORTIGUADOR PARA SU CAMIÓN

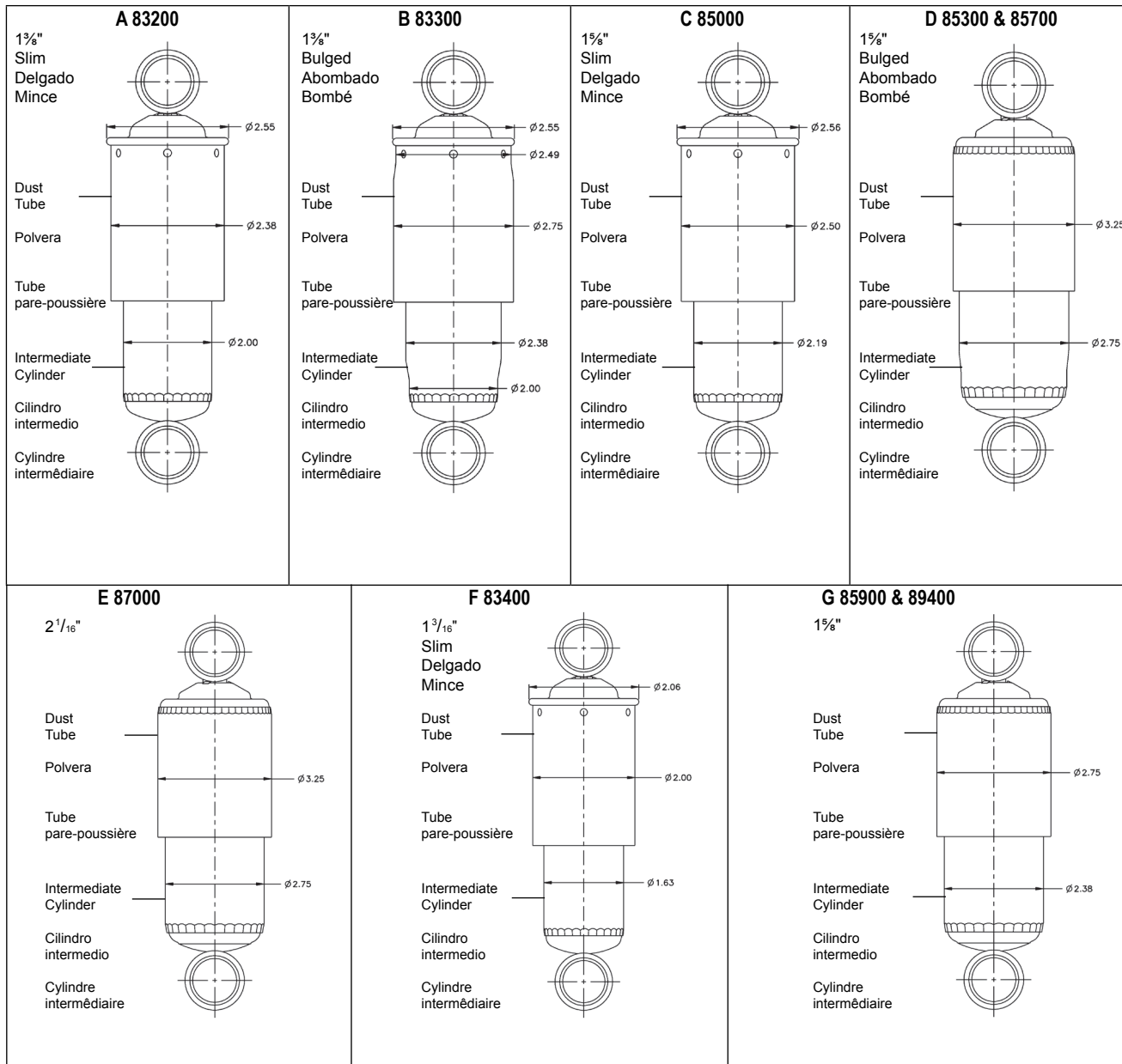
COMMENT CHOISIR LE BON AMORTISSEUR POUR VOTRE CAMION

STEP 1: Measure the diameter of the dust tube and cylinder to determine the series.

1^{ER} PASO: Mida el diámetro del tubo de polvo y del cilindro para determinar la serie.

1^{RE} ÉTAPE: Mesurez le diamètre du tube de poussière et du cylindre pour déterminer la série.

EXTERNAL DIMENSIONS DIMENSIONES EXTERNAS DIMENSIONS EXTÉRIEURES

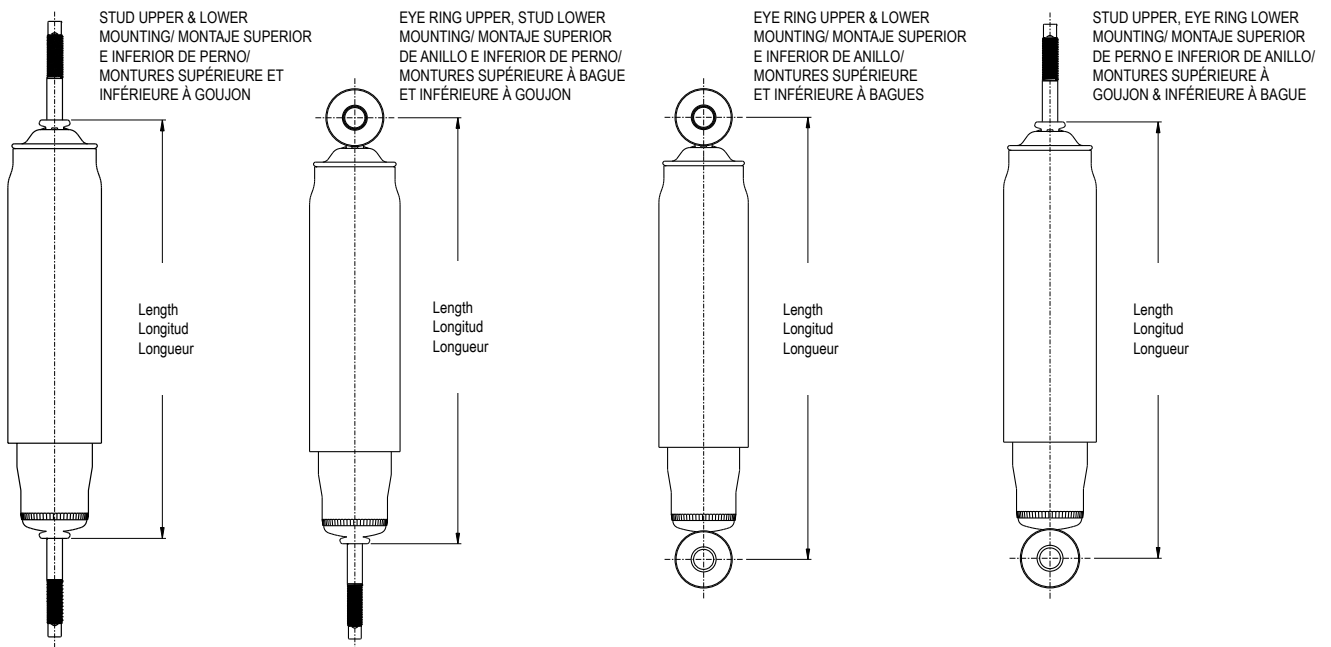


HOW TO DETERMINE THE CORRECT SHOCK FOR YOUR TRUCK

CÓMO ESCOGER EL MEJOR AMORTIGUADOR PARA SU CAMIÓN COMMENT CHOISIR LE BON AMORTISSEUR POUR VOTRE CAMION

- STEP 2:** Identify the mounting style. Measure fully extended and fully collapsed lengths at the locations indicated for mounting style.
- 2º PASO:** Identifique el tipo de montaje. Mida la longitud totalmente extendida y totalmente comprimida, en los puntos indicados para cada tipo de montaje.
- 2È ÉTAPE:** Identifiez la méthode de fixation. Mesurez la longueur en pleine extension et en pleine compression, aux endroits indiqués pour la méthode de fixation.

HOW TO MEASURE EXTENDED & COLLAPSED LENGTHS OF SHOCK ABSORBERS COMO MEDIR LAS LONGITUDES EXTENDIDA Y COMPRIMIDA DE LOS AMORTIGUADORES COMMENT MESURER LES LONGUEURS ALLONGÉ ET COMPRIMÉ DES AMORTISSEURS



INSTRUCTIONS:

- Using the proper measuring points as shown above find the nearest replacement shock absorber from the listing by increments of extended length.
- Identify the proper mounting from the mounting codes and match these requirements by carefully measuring the mounting dimensions (top and bottom) of the shock absorber to be replaced.
- Carefully take note of the following requirements:
 - Dust tubes** - This requirement should be noted in comparison with the shock absorber to be replaced. Shock absorber environment in its application makes this requirement necessary for piston rod protection and extended shock absorber life.
 - Recoil Cutoff and Compression Bumper** - Carefully note these specifications - deviation of length requirements should not exceed $\pm 1/4$ ". These shock absorber designs are footnoted for easy identification.

Note: Shock absorbers used for installations other than those recommended in our catalog are **not subject to warranty**.

HOW TO DETERMINE THE CORRECT SHOCK FOR YOUR TRUCK

CÓMO ESCOGER EL MEJOR AMORTIGUADOR PARA SU CAMIÓN

COMMENT CHOISIR LE BON AMORTISSEUR POUR VOTRE CAMION

INSTRUCCIONES:

1. Usando los puntos de medida adecuados como mencionado, encuentre el amortiguador más cercano en la lista por incrementos de la longitud extendida.
 2. Identifique la montaje adecuado por medio de los códigos de fijación y compare estas especificaciones, midiendo cuidadosamente las dimensiones de la montaje (superior e inferior) del amortiguador por reemplazar.
 3. Note cuidadosamente las exigencias siguientes:
 - a. **Polvera** – Este componente debe estar presente en el amortiguador por reemplazar. El ambiente de trabajo del amortiguador hacen a la polvera necesaria para proteger la barra del pisón y extender la vida del producto.
 - b. **Tope de retorno y tope de compresión** - Note cuidadosamente las especificaciones siguientes : las exigencias de longitud no deben de ser excedidas $\pm 1/4"$. Estos diseños de amortiguadores están marcados para facilitar su identificación.
- Nota:** Los amortiguadores usados para instalaciones otras que las recomendadas en nuestro catálogo **no son garantizados**.

INSTRUCTIONS:

1. En utilisant les points de mesure appropriés comme indiqués ci-dessus, trouvez l'amortisseur de rechange le plus près de cette mesure d'après la longueur allongée.
 2. Repérez les montures appropriées sur les codes des montures et faites correspondre ces exigences en mesurant attentivement les dimensions des montures (haut et bas) de l'amortisseur à replacer.
 3. Avec soin, prenez note des exigences suivantes:
 - a. **Tubes pare-poussière** - Cette exigence devrait être notée en comparaison de l'amortisseur à remplacer. Le milieu de service rend cette exigence nécessaire pour la protection de la tige de piston et une meilleure longévité de l'amortisseur.
 - b. **Arrêt de retour et butée de compression** - Notez avec soin ces spécifications. La déviation par rapport aux exigences de longueurs ne doit pas dépasser $\pm 1/4$ po. Ces modèles d'amortisseurs portent une note pour une identification facile.
- Note:** Les amortisseurs utilisés pour des installations autres que celles recommandées dans notre catalogue **ne sont pas couverts par la garantie**.

STEP 3: **Measure end mount diameters, widths, and lengths. Refer to the following end mount tables to determine the appropriate or matching mounting code.**

3ER PASO: Mida las dimensiones del tubo, así como el diámetro, la anchura y la longitud de las fijaciones. Consulte las tablas siguientes de conteras para determinar el código de montaje apropiado o concorde.

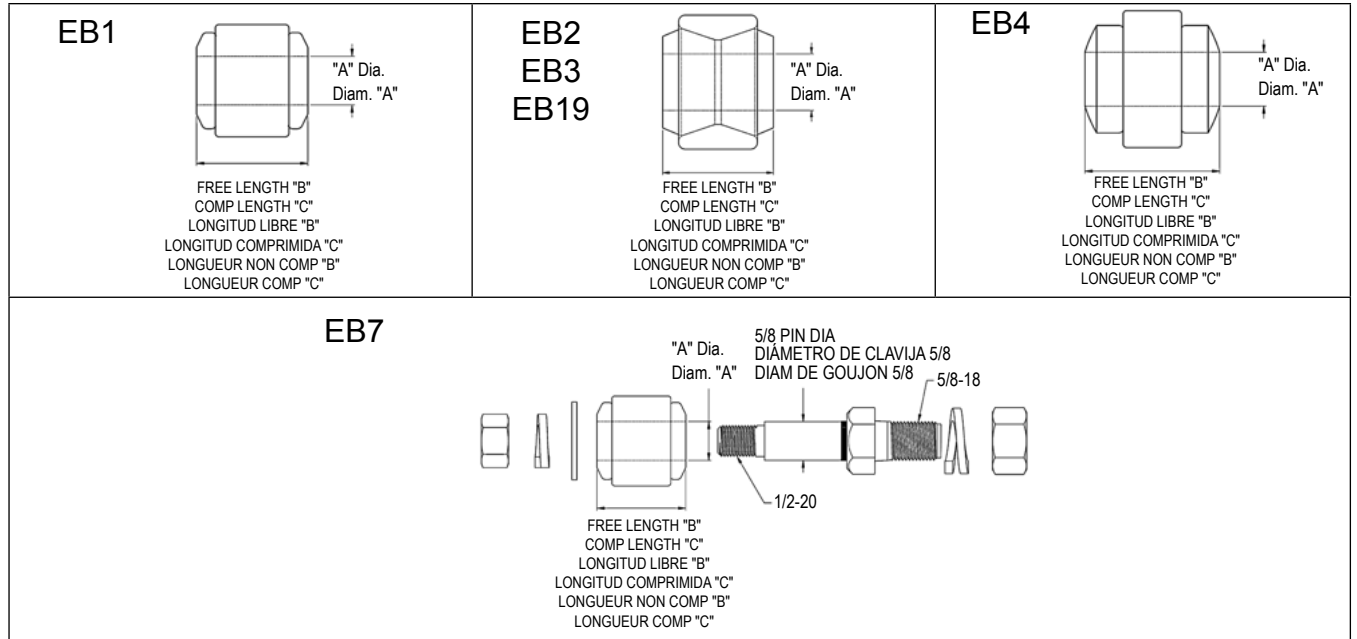
3E ÉTAPE: Mesurez le diamètre, la largeur et la longueur des bagues. Consultez les tableaux d'embouts suivants afin d'établir le code de montage approprié ou concordant.

HOW TO DETERMINE THE CORRECT SHOCK FOR YOUR TRUCK

CÓMO ESCOGER EL MEJOR AMORTIGUADOR PARA SU CAMIÓN

COMMENT CHOISIR LE BON AMORTISSEUR POUR VOTRE CAMION

MOUNTING CODE "EB" EYE RING AND BUSHING CÓDIGO DE MONTAJE «EB» ANILLO Y BUJE CODE DE MONTURE "EB" A BAGUE ET MANCHON



Mounting Code Código de montaje Code de monture	"A" Dia. Diámetro "A" Diam. "A"	B Free Length Longitud libre Long. non comp.	C Comp. Length Longitud comprimida Long. comp.	Vehicle Mounting Pin Dia. Diámetro de clavija de montaje del vehículo Diam. du goujon de montage du véhicule
EB1	5/8	1.44	1.31	5/8
EB2	3/4	1.75	1.50	3/4
EB3	1.00	1.91	1.75	1.00
EB4	11/16	1.72	1.55	11/16
EB7	5/8	1.44	1.31	Mounting pin furnished with shock absorber for 5/8" dia. vehicle mounting hole. Perno proveído con el amortiguador para orificio de montaje de 5/8" de diámetro. Goujon de montage fourni avec l'amortisseur pour trou de montage de 5/8 po de diam. sur véhicule.
EB19	20MM	1.75	--	20MM

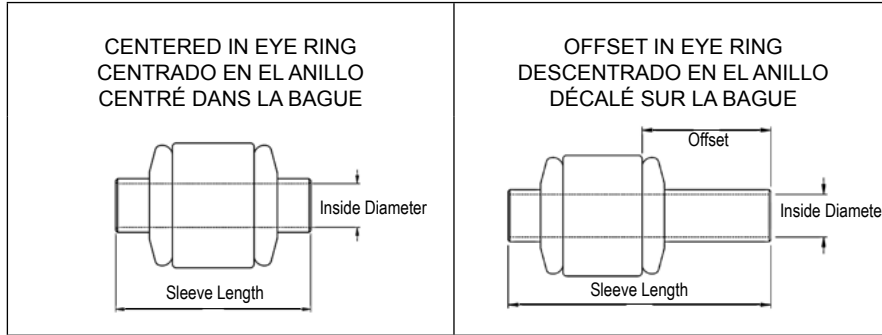
HOW TO DETERMINE THE CORRECT SHOCK FOR YOUR TRUCK

CÓMO ESCOGER EL MEJOR AMORTIGUADOR PARA SU CAMIÓN COMMENT CHOISIR LE BON AMORTISSEUR POUR VOTRE CAMION

MOUNTING CODE "ES" EYE RING AND BUSHING WITH STEEL SLEEVE

CÓDIGO DE MONTAJE «ES» ANILLO Y BUJE CON CAMISA DE ACERO

CODE DE MONTURE "ES" BAGUE ET MANCHON AVEC COLLET EN ACIER



ES CODES SORTED NUMERICALLY

CÓDIGOS «ES» ORDENADOS NUMÉRICAMENTE

CODES "ES" TRIÉS NUMÉRIQUEMENT

MOUNTING CODE	DIMENSION			
	Inside Diameter		Sleeve Length	
	(inches)	(mm)	(inches)	(mm)
ES18	0.47	12.00	1.65	41.91
ES19	0.47	12.00	1.88	47.75
ES20	0.47	12.00	1.95	49.53
ES24	0.50	12.70	1.38	35.05
ES25	0.50	12.70	1.50	38.10
ES26	0.50	12.70	1.56	39.62
ES27	0.50	12.70	1.62	41.15
ES31*	0.50	12.70	2.25	57.15
ES34	0.56	14.29	1.66	42.16
ES35	0.63	15.88	1.38	35.05
ES36	0.75	19.05	1.75	44.45
ES41	0.47	12.00	3.48	88.39
ES53	0.39	10.00	1.38	35.05
ES56	0.55	14.00	1.58	40.13
ES60	0.55	14.00	1.26	32.00
ES69	0.47	12.00	1.58	40.13
ES83	0.47	12.00	1.48	37.59
ES85	0.47	12.00	2.36	59.94
ES86	0.55	14.00	2.44	61.98
ES90	0.63	15.88	2.00	50.80
ES91	0.50	12.70	2.10	53.34
ES104	0.79	20.00	1.58	40.13
ES106	0.39	10.00	1.48	37.59
ES110	0.63	16.00	1.61	40.89
ES112	0.47	12.00	1.08	27.43
ES113	0.63	16.00	1.49	37.85
ES115	0.39	10.00	2.02	51.31
ES118	0.47	12.00	1.31	33.27
ES120	0.75	19.05	2.76	70.10
ES121	0.75	19.05	2.06	52.32
ES126	0.50	12.70	2.44	61.98
ES128	0.50	12.70	1.66	42.16
ES130	0.50	12.70	1.56	39.62
ES136	0.63	15.88	1.75	44.45
ES138	0.63	15.88	1.70	43.18
ES141	0.47	12.00	1.61	40.89
ES142	0.63	16.00	1.43	36.32
ES147	0.47	12.00	1.97	50.04
ES149	0.50	12.70	2.36	59.94

MOUNTING CODE	DIMENSION			
	Inside Diameter		Sleeve Length	
	(inches)	(mm)	(inches)	(mm)
ES150	0.75	19.05	2.24	56.90
ES152	0.79	20.00	1.69	42.93
ES153	0.55	14.00	1.55	39.37
ES158	0.75	19.05	3.80	96.52
ES159**	0.75	19.05	3.21	81.53
ES160	1.00	25.40	2.01	51.05
ES161	0.63	16.00	3.95	100.33
ES162	0.63	16.00	2.60	66.04
ES163	0.44	11.11	2.50	63.50
ES164	0.50	12.70	2.26	57.40
ES165	0.50	12.70	1.75	44.45
ES166	0.63	15.88	2.97	75.44
ES167	0.55	14.00	2.31	58.67
ES168	0.55	14.00	2.62	66.55
ES169	0.55	14.00	1.91	48.51
ES171	0.50	12.70	1.88	47.75
ES172	0.50	12.70	2.72	69.09
ES173	0.88	22.23	2.28	57.91
ES174	0.63	15.88	3.25	82.55
ES175	0.63	16.00	1.96	49.78
ES176	0.63	16.00	3.72	94.49
ES177	0.63	16.00	3.55	90.17
ES178	0.75	19.05	1.96	49.78
ES179	0.79	20.00	1.75	44.45
ES181	0.44	11.11	1.98	50.29
ES182	0.79	20.00	1.96	49.78
ES183	0.79	20.00	3.80	96.52
ES184	0.79	20.00	2.44	61.98
ES185	0.47	12.00	2.44	61.98
ES187	1.00	25.40	1.75	44.45
ES188	0.63	16.00	1.81	45.97
ES190	0.87	22.00	1.75	44.45
ES193	0.94	24.00	2.28	57.91
ES194	0.88	22.23	2.28	57.91
ES195	0.48	12.30	2.165	54.99
ES206	0.50	12.7	3.13	79.50
ES211	0.47	12.08	3.94	100
ES216	0.57	14.50	3.15	80.00

* 1.00" Offset

** 1.03" Offset

HOW TO DETERMINE THE CORRECT SHOCK FOR YOUR TRUCK

CÓMO ESCOGER EL MEJOR AMORTIGUADOR PARA SU CAMIÓN

COMMENT CHOISIR LE BON AMORTISSEUR POUR VOTRE CAMION

MOUNTING CODE "ES" EYE RING AND BUSHING WITH STEEL SLEEVE (Cont'd)

CÓDIGO DE MONTAJE «ES» ANILLO Y BUJE CON CAMISA DE ACERO
CODE DE MONTURE "ES" BAGUE ET MANCHON AVEC COLLET EN ACIER

ES CODES SORTED BY INSIDE DIAMETER / LENGTH

CÓDIGOS «ES» ORDENADOS POR DIÁMETRO INTERIOR / LONGITUD
CODES "ES" TRIÉS PAR DIAMÈTRE INTÉRIEUR / LONGUEUR

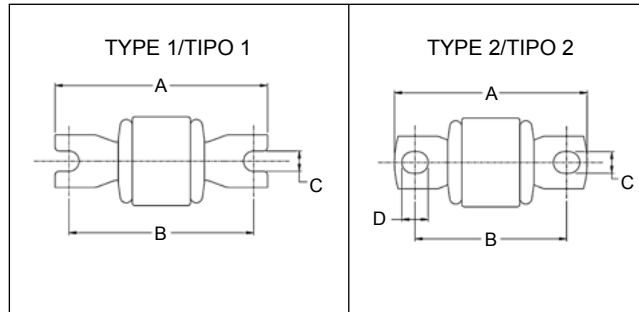
MOUNTING CODE	DIMENSION			
	Inside Diameter		Length	
	(inches)	(mm)	(inches)	(mm)
ES53	0.39	10.00	1.38	35.05
ES106	0.39	10.00	1.48	37.59
ES115	0.39	10.00	2.02	51.31
ES181	0.44	11.11	1.98	50.29
ES163	0.44	11.11	2.50	63.50
ES112	0.47	12.00	1.08	27.43
ES118	0.47	12.00	1.31	33.27
ES24	0.50	12.70	1.38	35.05
ES83	0.47	12.00	1.48	37.59
ES25	0.50	12.70	1.50	38.10
ES26	0.50	12.70	1.56	39.62
ES130	0.50	12.70	1.56	39.62
ES69	0.47	12.00	1.58	40.13
ES141	0.47	12.00	1.61	40.89
ES27	0.50	12.70	1.62	41.15
ES18	0.47	12.00	1.65	41.91
ES128	0.50	12.70	1.66	42.16
ES165	0.50	12.70	1.75	44.45
ES19	0.47	12.00	1.88	47.75
ES171	0.50	12.70	1.88	47.75
ES20	0.47	12.00	1.95	49.53
ES147	0.47	12.00	1.97	50.04
ES91	0.50	12.70	2.10	53.34
ES195	0.48	12.30	2.165	54.99
ES31*	0.50	12.70	2.25	57.15
ES164	0.50	12.70	2.26	57.40
ES85	0.47	12.00	2.36	59.94
ES149	0.50	12.70	2.36	59.94
ES185	0.47	12.00	2.44	61.98
ES126	0.50	12.70	2.44	61.98
ES172	0.50	12.70	2.72	69.09
ES206	0.50	12.7	3.13	79.50
ES41	0.47	12.00	3.48	88.39
ES211	0.47	12.08	3.94	100
ES60	0.55	14.00	1.26	32.00
ES153	0.55	14.00	1.55	39.37
ES56	0.55	14.00	1.58	40.13
ES34	0.56	14.29	1.66	42.16
ES169	0.55	14.00	1.91	48.51
ES167	0.55	14.00	2.31	58.67
ES86	0.55	14.00	2.44	61.98
ES168	0.55	14.00	2.62	66.55
ES216	0.57	14.50	3.15	80.00

* 1.00" Offset

MOUNTING CODE	DIMENSION			
	Inside Diameter		Length	
	(inches)	(mm)	(inches)	(mm)
ES35	0.63	15.88	1.38	35.05
ES138	0.63	15.88	1.70	43.18
ES136	0.63	15.88	1.75	44.45
ES90	0.63	15.88	2.00	50.80
ES166	0.63	15.88	2.97	75.44
ES174	0.63	15.88	3.25	82.55
ES142	0.63	16.00	1.43	36.32
ES113	0.63	16.00	1.49	37.85
ES110	0.63	16.00	1.61	40.89
ES188	0.63	16.00	1.81	45.97
ES175	0.63	16.00	1.96	49.78
ES162	0.63	16.00	2.60	66.04
ES177	0.63	16.00	3.55	90.17
ES176	0.63	16.00	3.72	94.49
ES161	0.63	16.00	3.95	100.33
ES36	0.75	19.05	1.75	44.45
ES178	0.75	19.05	1.96	49.78
ES121	0.75	19.05	2.06	52.32
ES150	0.75	19.05	2.24	56.90
ES120	0.75	19.05	2.76	70.10
ES159**	0.75	19.05	3.21	81.53
ES158	0.75	19.05	3.80	96.52
ES104	0.79	20.00	1.58	40.13
ES152	0.79	20.00	1.69	42.93
ES179	0.79	20.00	1.75	44.45
ES182	0.79	20.00	1.96	49.78
ES184	0.79	20.00	2.44	61.98
ES183	0.79	20.00	3.80	96.52
ES190	0.87	22.00	1.75	44.45
ES173	0.88	22.23	2.28	57.91
ES194	0.88	22.23	2.28	57.91
ES193	0.94	24.00	2.28	57.91
ES187	1.00	25.40	1.75	44.45
ES160	1.00	25.40	2.01	51.05

** 1.03" Offset

MOUNTING CODE "BP" EYE RING AND BUSHING WITH BAR PIN
CÓDIGO DE MONTAJE «BP» ANILLO Y BUJE CON CLAVIJA TIPO BARRA
CODE DE MONTURE "BP" BAGUE ET MANCHON AVEC GOUPILLE

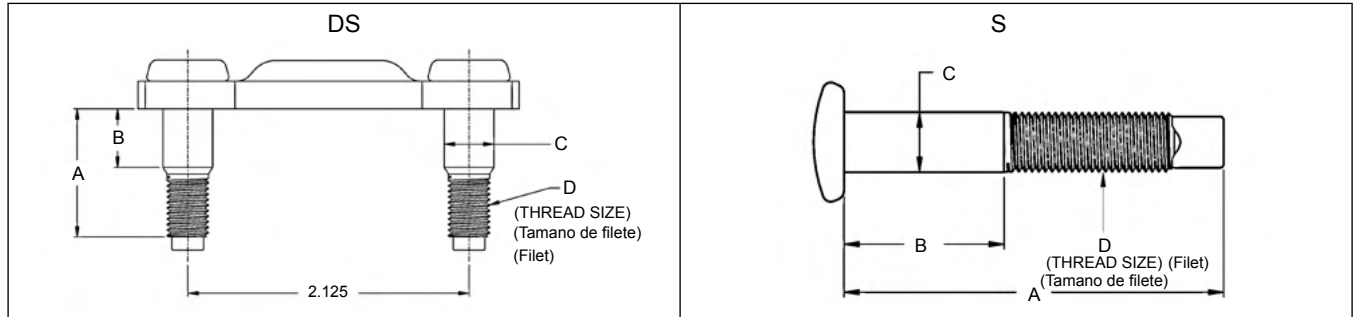


MOUNTING CODE	TYPE	A	B	C	D	E
BP7	2	3.13	2.50	0.35	0.42	--
BP8	2	3.50	2.87	0.35	0.42	--
BP9	1	3.38	2.60	0.35	0.57	--
BP10	2	3.5	2.74	0.50	0.50	--
BP14	2	3.43	2.87	0.45	--	--
BP27	2	4.00	2.95	0.52	0.50	--

HOW TO DETERMINE THE CORRECT SHOCK FOR YOUR TRUCK

CÓMO ESCOGER EL MEJOR AMORTIGUADOR PARA SU CAMIÓN COMMENT CHOISIR LE BON AMORTISSEUR POUR VOTRE CAMION

MOUNTING CODES "S" & "DS" STUD MOUNTS CÓDIGOS DE MONTAJE «S» Y «DS» MONTAJES DE DOBLE PERNO CODES DE MONTURE "S" & "DS" À GOUJON



MOUNTING CODE	A	B	C	D
DS1	1.27	0.66	3/8	5/16-24
S1	2.37	1.00	3/8	3/8-24
S10	2.37	1.33	7/16	3/8-24
S11	3.00	1.12	3/8	3/8-24
S12	2.37	1.15	7/16	3/8-24
S16	2.95	1.45	16MM	16MM
S21	3.28	1.75	5/8	5/8-18
S36	2.49	1.33	7/16	3/8-24
S38	2.75	1.70	14MM	12MM
S40	2.52	1.33	7/16	3/8-24
S42	3.50	2.00	5/8	5/8-18
S43	2.75	1.25	5/8	5/8-18
S47	2.20	1.31	10MM	M10x1.25
S61	3.11	1.45	14MM	M12x1.25
S62	3.24	1.70	9/16	M12x1.25
S92	1.42	0.63	0.41	M12x1.25
S104	0.98	0.08	0.47	M12X1.25

HOW TO DETERMINE THE CORRECT SHOCK FOR YOUR TRUCK
CÓMO ESCOGER EL MEJOR AMORTIGUADOR PARA SU CAMIÓN
COMMENT CHOISIR LE BON AMORTISSEUR POUR VOTRE CAMION

SPRING SEAT MOUNTING TYPES

ASIENTO DE MUELLE
SIÈGE À RESSORT



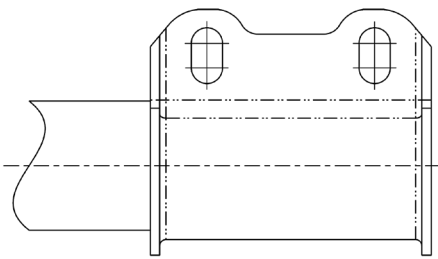
TOP MOUNT - TMT3S

Triangle Top Mount
3 Studs



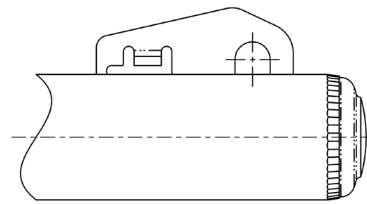
TOP MOUNT - TMU2B1S

Unique Top Mount
2 Bolts, 1 Stud

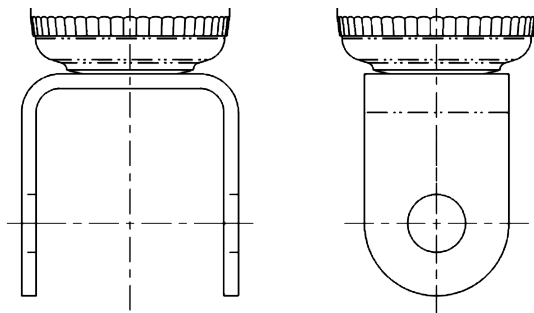


CLEVIS - CL1

2 oblong mounting holes



PINCH SOCKET - LP4



U JOINT - LU1

HOW TO DETERMINE THE CORRECT SHOCK FOR YOUR TRUCK

CÓMO ESCOGER EL MEJOR AMORTIGUADOR PARA SU CAMIÓN

COMMENT CHOISIR LE BON AMORTISSEUR POUR VOTRE CAMION

EXPLANATION OF COLUMN HEADINGS

EXPLICACIÓN DE LOS TÍTULOS DE LAS COLUMNAS

EXPLICATION DES EN-TÊTES DE COLONNES

SHOCK ABSORBER PART NUMBER: The catalog number for the individual shock absorber.	Número de parte del amortiguador: El número de catálogo para el amortiguador individual.	Numéro de pièce de l'amortisseur: Le numéro de catalogue pour l'amortisseur individuel.
EXTENDED LENGTH:* The length of the shock absorber when it is fully extended. See "How to Measure" instructions.	Longitud extendida :* La longitud del amortiguador cuando está totalmente extendido. Ver instrucciones «Cómo medir».	Longueur étirée:* La longueur de l'amortisseur entièrement étiré. Voir "Comment mesurer".
COLLAPSED LENGTH:* The length of the shock absorber when it is fully compressed. See "How to Measure" instructions.	Longitud comprimida :* La longitud del amortiguador cuando está totalmente comprimido. Ver instrucciones «Cómo medir».	Longueur comprimée:* La longueur de l'amortisseur entièrement comprimé. Voir "Comment mesurer".
STROKE: This is the approximate length of the stroke of the individual shock absorber being described.	Carrera : Es la longitud aproximada del recorrido del amortiguador descrito.	Course: C'est la longueur approximative de la course de l'amortisseur individuel décrit.
MOUNTING CODES: Indicates the type of mounting ends for the upper and lower end of each shock absorber. They are listed as follows: Stud Type Mounts ("S" & "DS") Eye Ring and Bushing Mounts ("EB") Eye Ring and Bushing with Sleeve Mounts ("ES") Eye Ring and Bushing with Bar Pin Mounts ("BP") Special Mounting Codes ("SP")	Códigos de montaje : Indica el tipo de montantes de montaje superior e inferior para cada amortiguador. Se enlistan como sigue : Montajes tipo perno («S» y «DS») Montajes anillo y buje («EB») Montajes anillo y buje con camisa («ES») Montajes anillo y buje con clavija («BP») Códigos de montajes especiales («SP»)	Codes de montage: Indique le type de montures supérieure et inférieure de chaque amortisseur. Ils sont énumérés comme suit: Montures de type goujon ("S" et "DS") Montures à bague et manchon ("EB") Montures à bague et manchon avec collet ("ES") Montures à bague et manchon avec goupille ("BP") Codes de montures spéciales ("SP")
DUST TUBE: Indicates whether the shock absorber is supplied with a dust tube.	Polvera: Indica si el amortiguador cuenta un polvera.	Tube pare-poussière: Indique que l'amortisseur est fourni avec un tube pare-poussière.
MOUNTING ACCESSORY PACKAGE NUMBER: The part number of the Mount Accessory Package supplied with the shock absorber.	Número de paquete de accesorios de montaje: El número de parte del paquete de accesorios de montaje proveído con el amortiguador.	Numéro d'emballage d'accessoires de montage: Le numéro de pièce de l'emballage d'accessoires de montage fourni avec l'amortisseur.
*NOTE: All dimensions shown are in inches	*Nota : Todas las dimensiones son en pulgadas	*Note: Toutes les dimensions indiquées sont en pouces

STEP 4: Refer to shock absorber specifications by end mount. Start first by finding the appropriate series. Next, match the extended/collapsed length and find the correct mounting codes. Refer to the far left column of the chart for the correct Gabriel shock absorber part number.

4º PASO: Consulte las especificaciones del amortiguador mostradas al final del catálogo. Encuentre primero la serie adecuada. Luego, compare las longitudes de extensión y de compresión, y encuentre los códigos de montaje correctos. Consulte la columna del extremo izquierdo de la tabla para identificar el número de parte del amortiguador Gabriel correcto.

4E ÉTAPE: Reportez-vous aux spécifications d'amortisseur énoncées à la fin du catalogue. Trouvez d'abord la série appropriée. Comparez ensuite les longueurs d'extension et de compression et trouvez les bons codes de fixation. Reportez-vous à la colonne située à la extrême gauche de tableau pour indentifier le bon numéro de pièce pour un amortisseur Gabriel.

SPECIFICATIONS BY END MOUNT
ESPECIFICACIONES POR TIPO DE MONTAJE
SPECIFICATIONS PAR FIXATION DES EXTRÉMITÉS

Gabriel	Mounting		Bore	External Diameter Illustration	Lengths			Dust Tube	Recoil Cutoff	Controls*	
	Upper	Lower			Extended	Collapsed	Stroke			Rebound	Compression
83171		ES36	1-3/8"	A	23.98	14.51	9.47	YES	YES	513	146
83013	BP8	BP8	1-3/16"	2" D/T	7.66	6.63†	1.7	YES	NO	646	480
G63837	BP8	ES41	1-3/8"		28.23	17.95	10.28				
83015	BP8	S1	1-3/8"	A	9.84	7.59	2.25	YES	YES	735	430
83005	BP8	S10	1-3/16"	2" D/T	7.34	5.87	1.47	YES	NO	858	216
G63607	BP14	ES185	1-3/8"		25.58	15.3	10.28				
G63896	BP14	ES34	1-3/8"		22.36	13.92	8.44				
G63897	BP14	ES34	1-3/8"		23.87	14.68	9.19				
G63679	BP14	ES83	1-3/8"		25.01	14.98	10.03				
83041	BP27	S10	1-3/8"	A	10.51†	8.34†	3.02	YES	YES	486	189
83060	EB	BP7	1-3/8"	A	9.76	7.98†	2.25	NO	YES	431	441
83401	EB1	EB1	1-3/16"	F	24.09	14.26	9.83	YES	NO	341	252
G63419	EB1	EB1	1-3/8"		24.08	14.55	9.53				
G63405	EB1	EB1	1-3/8"		20.01	12.48	7.53				
83007	EB1	EB1	1-3/8"	A	18.55	11.67	6.87	NO	NO	489	343
G63299	EB1	EB1	1-3/8"		18.08	11.55	6.53				
83011	EB1	EB1	1-3/8"	A	11.55†	8.48	3.61	YES	YES	738	330
83012	EB1	EB1	1-3/8"	A	11.07†	8.21	3.37	YES	YES	738	330
G63625	EB1	ES24	1-3/8"		22.56	13.78	8.78				
G63355	EB1	ES24	1-3/8"		14.98	9.95	5.03				
G63888	EB1	ES41	1-3/8"		31.36	18.67	12.69				
77986	EB1	ES48			31.01	18.65	12.36				
77987	EB1	ES48			27.24	16.38	10.86				
G63808	EB1	ES83	1-3/8"		28.86	17.08	11.78				
G64010	EB1	ES83	1-3/8"		26.94	16	10.94				
G63461	EB1	ES83	1-3/8"		25.51	15.23	10.28				
G63406	EB1	ES83	1-3/8"		22.98	13.95	9.03				
G63809	EB1	ES83	1-3/8"		22.98	13.95	9.03				
G63810	EB1	ES185	1-3/8"		31.6	18.57	13.03				
G63524	EB1	ES185	1-3/8"		27.08	16.05	11.03				
G63775	EB1	ES185	1-3/8"		27.08	16.05	11.03				
G63525	EB1	ES185	1-3/8"		22.98	13.95	9.03				
G63773	EB1	ES185	1-3/8"		22.98	13.95	9.03				
G63409	EB1	ES185	1-3/8"		21.48	13.2	8.28				
85063	EB2	EB2	1-5/8"	C	32.01	18.85	13.16	YES	NO	762	174
83107	EB2	EB2	1-3/8"	A	31.66	18.4	13.25	YES	NO	352	77
83314	EB2	EB2	1-3/8"	B	30.64	18.11	12.53	YES	YES	633	143
85024	EB2	EB2	1-5/8"	C	28.77	17.25	11.52	YES	YES	1008	539
83309	EB2	EB2	1-3/8"	B	28.64	17.11	11.53	YES	YES	589	135

* Damping force, in pounds, to either extend or collapse the shock absorber at an average operating velocity. Fuerza de amortiguación en libras para extender o comprimir el amortiguador a una velocidad de operación promedio. La puissance d'amortissement en poids de l'amortisseur, soit comprimé, doit détendu, à une vitesse de fonctionnement moyenne.

† At bumper contact / Al contacto con el tope de goma / Au contact avec le butoir

‡ For GasSLX Series, forces are at the "Firm" (F) setting. / Para la serie GasSLX, las fuerzas están ajustadas en (F) "Firme". / Pour la série GasSLX, le réglage de la force est sur «Firme» (F)

**SPECIFICATIONS BY END MOUNT
ESPECIFICACIONES POR TIPO DE MONTAJE
SPÉCIFICATIONS PAR FIXATION DES EXTRÉMITÉS**

Gabriel	Mounting		Bore	External Diameter Illustration	Lengths			Dust Tube	Recoil Cutoff	Controls*	
	Upper	Lower			Extended	Collapsed	Stroke			Rebound	Compression
89416	EB2	EB2	1-5/8"	G	28.62	17.54	11.08	YES	YES	1155‡	514
89401	EB2	EB2	1-5/8"	G	28.41	17.16	11.25	YES	NO	665‡	194
89446	EB2	EB2	1-5/8"	G	28.36	17.41	10.95	YES	YES	702‡	204
85046	EB2	EB2	1-5/8"	C	27.55	16.62	10.93	YES	YES	1008	539
89409	EB2	EB2	1-5/8"	G	27.13	16.92	10.2	YES	YES	567‡	165
89434	EB2	EB2	1-5/8"	G	27.12	16.79	10.33	YES	YES	1155‡	514
89403	EB2	EB2	1-5/8"	G	26.86	17.16	9.7	YES	YES	929‡	281
83312	EB2	EB2	1-3/8"	B	26.64	16.11	10.53	YES	YES	527	152
89439	EB2	EB2	1-5/8"	G	25.67	15.79	9.88	YES	NO	518‡	103
85055	EB2	EB2	1-5/8"	C	25.63	15.63	10	YES	NO	577	102
85047	EB2	EB2	1-5/8"	C	25.31	15.52	9.79	YES	YES	1008	539
83308	EB2	EB2	1-3/8"	B	25.14	15.36	9.78	YES	YES	445	180
89435	EB2	EB2	1-5/8"	G	24.92	15.82	9.1	YES	YES	1155‡	514
83200	EB2	EB2	1-3/8"	A	24.51	15.1	9.53	YES	NO	806	370
89402	EB2	EB2	1-5/8"	G	24.41	15.16	9.25	YES	NO	874‡	206
83519	EB2	EB2	1-3/16"	F	23.83	14.35	9.48	YES	NO	292	132
83216	EB2	EB2	1-3/8"	A	23.51	14.48	9.03	YES	YES	776	262
85054	EB2	EB2	1-5/8"	C	23.26	14.37	8.89	YES	NO	602	104
89438	EB2	EB2	1-5/8"	G	23.17	14.54	8.63	YES	NO	583‡	103
83404	EB2	EB2	1-3/16"	F	22.01	13.44	8.58	YES	NO	545	171
83159	EB2	EB2	1-3/8"	A	21.85	13.56	8.29	YES	NO	658	149
85012	EB2	EB2	1-5/8"	C	21.02	13.23	7.79	YES	NO	523	199
89413	EB2	EB2	1-5/8"	G	20.94	13.53	7.41	YES	NO	536‡	201
85023	EB2	EB2	1-5/8"	C	20.27	13	7.27	YES	YES	1008	539
89415	EB2	EB2	1-5/8"	G	20.12	13.29	6.83	YES	YES	1155‡	514
83219	EB2	EB2	1-3/8"	A	20.01	12.73	7.28	YES	YES	299	125
85062	EB2	EB2	1-5/8"	C	19.76	12.6	7.16	YES	NO	523	199
89408	EB2	EB2	1-5/8"	G	19.68	12.9	6.78	YES	NO	536‡	201
85025	EB2	S21	1-5/8"	C	23.02	14.01	9.01	YES	NO	1079	539
85376	EB3	EB3	1-5/8"	D	33.27	19.73	13.54	YES	NO	668	134
85301	EB3	EB3	1-5/8"	D	31.92	19.03	12.89	YES	NO	1442	455
85339	EB3	EB3	1-5/8"	D	31.68	19.02	12.66	YES	YES	804	463
85040	EB3	EB3	1-5/8"	C	30.91	18.51	12.4	YES	NO	889	114
85730	EB3	EB3	1-5/8"	D	30.75	18.72	12.03	YES	YES	1517	293
85315	EB3	EB3	1-5/8"	D	29.61	18.07	11.53	YES	NO	380	142
85901	EB3	EB3	1-5/8"	G	29.09	17.68	11.42	YES	NO	1830	418
85704	EB3	EB3	1-5/8"	D	28.75	18.72	10.03	YES	YES	1435	186

* Damping force, in pounds, to either extend or collapse the shock absorber at an average operating velocity. Fuerza de amortiguación en libras para extender o comprimir el amortiguador a una velocidad de operación promedio. La puissance d'amortissement en poids de l'amortisseur, soit comprimé, doit détendu, à une vitesse de fonctionnement moyenne.

† At bumper contact / Al contacto con el tope de goma / Au contact avec le butoir

‡ For GasSLX Series, forces are at the "Firm" (F) setting. / Para la serie GasSLX, las fuerzas estan ajustada en (F) "Firme". / Pour la série GasSLX, le réglage de la force est sur «Firme» (F)

SPECIFICATIONS BY END MOUNT
ESPECIFICACIONES POR TIPO DE MONTAJE
SPECIFICATIONS PAR FIXATION DES EXTRÉMITÉS

Gabriel	Mounting		Bore	External Diameter Illustration	Lengths			Dust Tube	Recoil Cutoff	Controls*	
	Upper	Lower			Extended	Collapsed	Stroke			Rebound	Compression
83104	EB3	EB3	1-3/8"	A	28.24	17.12	11.12	YES	NO	698	133
85305	EB3	EB3	1-5/8"	D	27.25	16.7	10.55	YES	NO	1120	225
83362	EB3	EB3	1-3/8"	B	27	16.25	10.75	YES	NO	539	202
87004	EB3	EB3	2-1/16"	E	26.76	16.76	10	YES	YES	1158	190
85735	EB3	EB3	1-5/8"	D	26.72	16.7	10.02	YES	YES	1288	227
83215	EB3	EB3	1-3/8"	A	26.64	16.36	10.28	YES	YES	697	108
89425	EB3	EB3	1-5/8"	G	26.5	16.93	9.57	YES	YES	1352‡	167
85314	EB3	EB3	1-5/8"	D	26.49	16.46	10.03	YES	YES	1216	169
89410	EB3	EB3	1-5/8"	G	26.34	16.57	9.77	YES	NO	1185‡	182
85001	EB3	EB3	1-5/8"	C	26.3	16.39	9.92	YES	NO	1202	186
85313	EB3	EB3	1-5/8"	D	26.26	16.35	9.91	YES	YES	717	111
87003	EB3	EB3	2-1/16"	E	26.26	16.51	9.75	YES	YES	1332	395
89429	EB3	EB3	1-5/8"	G	26.22	16.57	9.65	YES	NO	941‡	266
85320	EB3	EB3	1-5/8"	D	26.15	16.35	9.8	YES	NO	970	308
85700	EB3	EB3	1-5/8"	D	26.09	16.58	9.51	YES	YES	1446	328
83140	EB3	EB3	1-3/8"	A	25.28	15.53	9.75	YES	NO	738	88
83141	EB3	EB3	1-3/8"	A	25.27	15.52	9.75	YES	NO	408	113
83132	EB3	EB3	1-3/8"	A	25.24	15.5	9.74	YES	NO	828	150
85714	EB3	EB3	1-5/8"	D	25.13	15.85	9.28	YES	YES	1220	175
85715	EB3	EB3	1-5/8"	D	25.13	15.85	9.28	YES	YES	1915	200
85717	EB3	EB3	1-5/8"	D	25.13	15.85	9.28	YES	YES	1915	200
89422	EB3	EB3	1-5/8"	G	25.12	16.3	8.83	YES	YES	794‡	253
85308	EB3	EB3	1-5/8"	D	25.11	15.83	9.28	YES	YES	764	254
85303	EB3	EB3	1-5/8"	D	24.76	15.48	9.29	YES	NO	1019	221
89442	EB3	EB3	1-5/8"	G	24.72	15.74	8.98	YES	NO	1055‡	224
85053	EB3	EB3	1-5/8"	C	24.69	15.52	9.17	YES	NO	1019	227
85329	EB3	EB3	1-5/8"	D	24.52	15.48	9.04	YES	YES	1550	232
85713	EB3	EB3	1-5/8"	D	24.51	15.48	9.04	YES	YES	1157	180
85007	EB3	EB3	1-5/8"	C	24.33	15.4	8.93	YES	YES	1008	171
89412	EB3	EB3	1-5/8"	G	24.26	15.68	8.58	YES	YES	1155‡	169
83225	EB3	EB3	1-3/8"	A	24.14	15.11	9.03	YES	YES	482	159
85307	EB3	EB3	1-5/8"	D	23.98	15.08	8.89	YES	NO	1094	173
85702	EB3	EB3	1-5/8"	D	23.76	15.85	7.91	YES	YES	1093	825
87006	EB3	EB3	2-1/16"	E	23.75	15.25	8.5	YES	YES	1158	272
85736	EB3	EB3	1-5/8"	D	23.61	15.2	8.41	YES	YES	1155	352
87002	EB3	EB3	2-1/16"	E	23.5	15.41	8.09	YES	YES	879	203
89420	EB3	EB3	1-5/8"	G	22.8	14.8	8	YES	NO	862‡	258

* Damping force, in pounds, to either extend or collapse the shock absorber at an average operating velocity. Fuerza de amortiguación en libras para extender o comprimir el amortiguador a una velocidad de operación promedio. La puissance d'amortissement en poids de l'amortisseur, soit comprimé, doit détendu, à une vitesse de fonctionnement moyenne.

† At bumper contact / Al contacto con el tope de goma / Au contact avec le butoir

‡ For GasSLX Series, forces are at the "Firm" (F) setting. / Para la serie GasSLX, las fuerzas están ajustadas en (F) "Firme". / Pour la série GasSLX, le réglage de la force est sur «Firme» (F)

**SPECIFICATIONS BY END MOUNT
ESPECIFICACIONES POR TIPO DE MONTAJE
SPÉCIFICATIONS PAR FIXATION DES EXTRÉMITÉS**

Gabriel	Mounting		Bore	External Diameter Illustration	Lengths			Dust Tube	Recoil Cutoff	Controls*	
	Upper	Lower			Extended	Collapsed	Stroke			Rebound	Compression
83217	EB3	EB3	1-3/8"	A	22.77	14.49	8.28	YES	YES	633	159
85302	EB3	EB3	1-5/8"	D	22.75	14.61	8.14	YES	NO	836	253
85304	EB3	EB3	1-5/8"	D	22.25	14.22	8.03	YES	NO	767	325
85718	EB3	EB3	1-5/8"	D	22.13	15.04	7.09	YES	YES	2506	206
85732	EB3	EB3	2-1/16"	E	22.13	15.11	7.03	YES	YES	2632	382
85716	EB3	EB3	1-5/8"	D	21.99	14.33	7.66	YES	YES	1220	175
87001	EB3	EB3	2-1/16"	E	20.76	13.76	7	YES	YES	1158	190
85734	EB3	EB3	1-5/8"	D	20.73	13.7	7.03	YES	YES	1288	227
85004	EB3	EB3	1-5/8"	C	20.68	13.67	7.01	YES	YES	1019	219
85042	EB3	EB3	1-5/8"	C	20.64	13.61	7.03	YES	YES	333	161
85712	EB3	EB3	1-5/8"	D	20.5	13.47	7.04	YES	YES	1435	562
85720	EB3	EB3	1-5/8"	D	20.5	13.47	7.03	YES	YES	1435	562
85968	EB3	EB3	1-5/8"	G	19.87	13.39	6.48	YES	YES	1069	227
83214	EB3	EB3	1-3/8"	A	19.64	12.86	6.78	YES	YES	269	90
89419	EB3	EB3	1-5/8"	G	18.04	12.67	5.36	YES	YES	1352†	636
85300	EB3	EB3	1-5/8"	D	17.98	12.21	5.78	YES	YES	1435	676
85719	EB3	EB3	1-5/8"	D	17.25	11.97	5.28	YES	YES	1517	213
85334	EB3	EB3	1-5/8"	D	14.52	10.48	4.04	YES	YES	1271	319
85912	EB3	ES36	1-5/8"	G	18.68	12.57	6.11	YES	YES	1020	219
85327	EB3	ES160	1-5/8"	D	16.01	12.1	3.91	YES	YES	764	162
85322	EB3	ES160	1-5/8"	D	15.26	11.85	3.41	YES	YES	764	162
83353	EB3	S21	1-3/8"	B	24.84	15.06	9.78	YES	NO	432	214
85740	EB3	S21	1-5/8"	D	24.7	15.15	9.55	YES	YES	848	305
85380	EB3	S21	1-5/8"	D	23.95	14.79	9.15	YES	YES	1568	227
85312	EB3	S21	1-5/8"	D	23.68	14.8	8.88	YES	YES	717	111
85733	EB3	S21	1-5/8"	D	23.57	14.73	8.84	YES	YES	717	111
85379	EB3	S21	1-5/8"	D	22.69	14.4	8.29	YES	YES	1658	176
85330	EB3	S21	1-5/8"	D	22.44	14.16	8.28	YES	YES	1140	176
85729	EB3	S21	1-5/8"	D	21.55	13.77	7.78	YES	YES	783	111
85723	EB3	S21	1-5/8"	D	19.93	12.9	7.03	YES	YES	1318	248
83117	EB4	EB1	1-3/8"	A	23.98	14.47	9.51	YES	NO	354	300
G63183	EB4	EB4	1-3/8"		20.79	13.01	7.78				
83119	EB4	ES165	1-3/8"	A	23.96	14.84	9.12	YES	NO	354	300
83303	EB7	ES36	1-3/8"	B	24.86	15.08	9.78	YES	YES	470	122
83304	EB7	ES36	1-3/8"	B	22.86	14.08	8.78	YES	YES	470	122
G63605	EB19	ES27	1-3/8"		24.24	14.71	9.53				
619501	ES1	ES1	1"		32.65†	19.69	13.22	NO	NO	55	27
83002	ES10	ES10	1-3/8"	A	11.65	8.66	3	YES	YES	3112	590

* Damping force, in pounds, to either extend or collapse the shock absorber at an average operating velocity. Fuerza de amortiguación en libras para extender o comprimir el amortiguador a una velocidad de operación promedio. La puissance d'amortissement en poids de l'amortisseur, soit comprimé, doit détendu, à une vitesse de fonctionnement moyenne.

† At bumper contact / Al contacto con el tope de goma / Au contact avec le butoir

‡ For GasSLX Series, forces are at the "Firm" (F) setting. / Para la serie GasSLX, las fuerzas están ajustadas en (F) "Firme". / Pour la série GasSLX, le réglage de la force est sur «Firme» (F)

SPECIFICATIONS BY END MOUNT
ESPECIFICACIONES POR TIPO DE MONTAJE
SPECIFICATIONS PAR FIXATION DES EXTRÉMITÉS

Gabriel	Mounting		Bore	External Diameter Illustration	Lengths			Dust Tube	Recoil Cutoff	Controls*	
	Upper	Lower			Extended	Collapsed	Stroke			Rebound	Compression
83024	ES10	ES10	1-3/8"	2-1/2" D/T	11.65	8.66	3	YES	YES	811	320
83031	ES10	ES10	1-3/8"	2-1/2" D/T	11.54	8.66	2.88	YES	YES	811	314
83016	ES10	ES10	1"	1-5/8"	11.51	8.14	3.37	NO	YES	506	139
83021	ES10	ES10	1-3/8"	A	9.41	7.4	2.01	YES	YES	745	315
83051	ES10	ES10	1-3/8"	2-1/2" D/T	9.41	7.4	2.01	YES	YES	579	163
83061	ES10	ES10	1-3/8"	2-1/2" D/T	9.41	7.4	2.01	YES	YES	1030	220
83046	ES10	ES181	1-3/16"		9.23†	7.62†	2.73	NO	YES	514	173
83023	ES10	ES181	1"	1-5/8"	8.7	7.09†	2.14	NO	YES	484	157
G64042	ES18	ES18	1-3/8"		14.92	10.55	4.37				
83045	ES19	S10	1-3/8"	A	11.53†	8.58†	3.81	YES	NO	510	153
83050	ES19	S10	1-3/8"	A	10.43†	8.38†	2.9	YES	YES	599	321
83058	ES19	S10	1-3/8"	A	10.43†	8.38†	2.9	YES	YES	742	243
83909	ES20	ES211	1-3/8"	A	9.45	7.33	2.12	YES	YES	646	180
83158	ES22	ES22	1-3/8"	A	12.96	8.97	4	YES	NO	783	484
G63306	ES24	ES24	1-3/8"		19.85	12.57	7.28				
G63357	ES24	ES24	1-3/8"		14.98	9.95	5.03				
83022	ES24	ES24	1"	2" D/T	14.28	9.33	4.95	YES	NO	840	152
83010	ES24	ES24	1"	2" D/T	14.15†	9.33	5.07	YES	YES	188	70
83026	ES24	ES24	1-3/8"	A	13.11	9.12	3.99	YES	YES	602	104
83027	ES24	S10	1-3/8"	A	13.82	9.2	4.61	YES	YES	602	104
83018	ES24	S10	1-3/8"	A	10.3†	8.42†	3.24	YES	YES	515	174
83019	ES24	S10	1-3/8"	A	9.48	8.21†	2.29	YES	YES	509	121
G63403	ES26	ES26	1-3/8"		24.58	14.8	9.78				
83908	ES27	ES91	1-3/8"	A	9.3	7.03	2.27	YES	NO	904	279
83044	ES27	ES164	1-3/8"	A	10.91	7.93	2.98	YES	YES	789	296
G63347	ES31	ES35	1-3/8"		18.08	11.55	6.53				
G63675	ES34	ES34	1-3/8"		26.86	16.08	10.78				
G64013	ES34	ES34	1-3/8"		26.52	16.33	10.19				
G64121	ES34	ES34	1-3/8"		25.35	16.17	9.18				
G64149	ES34	ES34	1-3/8"		24.57	16.14	8.43				
G63366	ES34	ES34	1-3/8"		23.26	14.23	9.03				
G63866	ES34	ES34	1-3/8"		22.81	14.12	8.69				
83153	ES34	ES34	1-3/8"	A	21.69	13.62	8.07	YES	YES	974	206
83155	ES34	ES34	1-3/8"	A	21.69	13.62	8.07	YES	YES	507	80
83059	ES35	ES35	1-3/8"	A	12.06†	8.68	3.88	YES	YES	738	350
83004	ES35	ES136	1"	2" D/T	9.36†	7.29	2.32	YES	YES	539	324
85905	ES36	EB3	1-5/8"	G	23.81	16.16	7.66	YES	YES	1020	219

* Damping force, in pounds, to either extend or collapse the shock absorber at an average operating velocity. Fuerza de amortiguación en libras para extender o comprimir el amortiguador a una velocidad de operación promedio. La puissance d'amortissement en poids de l'amortisseur, soit comprimé, doit détendu, à une vitesse de fonctionnement moyenne.

† At bumper contact / Al contacto con el tope de goma / Au contact avec le butoir

‡ For GasSLX Series, forces are at the "Firm" (F) setting. / Para la serie GasSLX, las fuerzas están ajustadas en (F) "Firme". / Pour la série GasSLX, le réglage de la force est sur «Firme» (F)

SPECIFICATIONS BY END MOUNT
ESPECIFICACIONES POR TIPO DE MONTAJE
SPÉCIFICATIONS PAR FIXATION DES EXTRÉMITÉS

Gabriel	Mounting		Bore	External Diameter Illustration	Lengths			Dust Tube	Recoil Cutoff	Controls*	
	Upper	Lower			Extended	Collapsed	Stroke			Rebound	Compression
85913	ES36	EB3	1-5/8"	G	22.56	15.2	7.36	YES	YES	1020	219
85057	ES36	EB3	1-5/8"	C	21.45	14.23	7.22	YES	YES	1216	115
85907	ES36	EB3	1-5/8"	G	21.43	14.2	7.23	YES	YES	1216	251
83113	ES36	EB3	1-3/8"	A	20.47	13.46	7.01	YES	YES	997	238
85059	ES36	EB3	1-5/8"	C	19.09	12.8	6.29	YES	YES	928	151
85915	ES36	EB3	1-5/8"	G	19.06	12.7	6.36	YES	YES	1020	219
83115	ES36	EB3	1-3/8"	A	16.19	13.32	4.87	YES	YES	997	238
83242	ES36	ES36	1-3/8"	A	33.73	20.98	12.75	YES	YES	721	135
85903	ES36	ES36	1-5/8"	G	31.99	19.13	12.86	YES	YES	666	113
85979	ES36	ES36	1-5/8"	G	31.18	18.66	12.52	YES	YES	582	138
85972	ES36	ES36	1-5/8"	G	30.78	18.26	12.52	YES	NO	1493	261
83121	ES36	ES36	1-3/8"	A	30.25	18.32	11.93	YES	YES	689	126
83137	ES36	ES36	1-3/8"	A	30.04	17.79	12.25	YES	YES	517	132
85976	ES36	ES36	1-5/8"	G	29.92	18.12	11.8	YES	YES	582	138
85013	ES36	ES36	1-5/8"	C	29.79	17.76	12.04	YES	YES	1019	219
83205	ES36	ES36	1-3/8"	A	29.69	17.69	12	YES	YES	660	76
89414	ES36	ES36	1-5/8"	G	29.65	18.18	11.46	YES	YES	1045‡	217
83209	ES36	ES36	1-3/8"	A	29.64	17.61	12.03	YES	YES	670	78
85337	ES36	ES36	1-5/8"	D	28.72	17.44	11.28	YES	YES	1318	374
85006	ES36	ES36	1-5/8"	C	28.54	17.13	11.41	YES	YES	1019	219
83125	ES36	ES36	1-3/8"	A	28.15	17.16	10.99	YES	YES	625	115
85097	ES36	ES36	1-5/8"	C	27.95	17.11	10.84	YES	YES	1086	109
85043	ES36	ES36	1-5/8"	C	27.63	16.85	10.78	YES	YES	628	163
85904	ES36	ES36	1-5/8"	G	27.61	16.88	10.73	YES	YES	666	113
85010	ES36	ES36	1-5/8"	C	26.8	16.26	10.54	YES	YES	1019	219
83123	ES36	ES36	1-3/8"	A	26.65	16.41	10.24	YES	YES	589	119
83176	ES36	ES36	1-3/8"	A	26.62	15.96	10.66	NO	NO	406	275
85036	ES36	ES36	1-5/8"	C	26.38	16.29	10.09	YES	YES	633	119
89405	ES36	ES36	1-5/8"	G	26.3	16.57	9.73	YES	YES	1009‡	249
85099	ES36	ES36	1-5/8"	C	26.02	15.93	10.09	YES	YES	1152	135
85974	ES36	ES36	1-5/8"	G	26.02	16.11	9.91	YES	YES	3087	230
85321	ES36	ES36	1-5/8"	D	25.38	15.59	9.79	YES	YES	1435	676
83122	ES36	ES36	1-3/8"	A	25.28	15.79	9.49	YES	YES	661	201
83149	ES36	ES36	1-3/8"	A	25.28	15.78	9.49	YES	YES	332	101
83218	ES36	ES36	1-3/8"	A	25.19	15.44	9.75	YES	YES	721	194
665472	ES36	ES36	1-5/8"	G	25.14	15.61	9.53	NO	NO	925	977
85005	ES36	ES36	1-5/8"	C	24.76	15.24	9.52	YES	YES	1019	219

* Damping force, in pounds, to either extend or collapse the shock absorber at an average operating velocity. Fuerza de amortiguación en libras para extender o comprimir el amortiguador a una velocidad de operación promedio. La puissance d'amortissement en poids de l'amortisseur, soit comprimé, soit détendu, à une vitesse de fonctionnement moyenne.

† At bumper contact / Al contacto con el tope de goma / Au contact avec le butoir

‡ For GasSLX Series, forces are at the "Firm" (F) setting. / Para la serie GasSLX, las fuerzas estan ajustada en (F) "Firme". / Pour la série GasSLX, le réglage de la force est sur «Firme» (F)

SPECIFICATIONS BY END MOUNT
ESPECIFICACIONES POR TIPO DE MONTAJE
SPECIFICATIONS PAR FIXATION DES EXTRÉMITÉS

Gabriel	Mounting		Bore	External Diameter Illustration	Lengths			Dust Tube	Recoil Cutoff	Controls*	
	Upper	Lower			Extended	Collapsed	Stroke			Rebound	Compression
89406	ES36	ES36	1-5/8"	G	24.76	15.82	8.93	YES	YES	658‡	125
85916	ES36	ES36	1-5/8"	G	24.65	15.55	9.1	YES	YES	1149	219
89430	ES36	ES36	1-5/8"	G	24.61	15.66	8.94	YES	YES	1462‡	279
83126	ES36	ES36	1-3/8"	A	24.41	15.27	9.14	YES	YES	625	115
85909	ES36	ES36	1-5/8"	G	24.25	15.19	9.06	YES	YES	700	255
85975	ES36	ES36	1-5/8"	G	24.24	15.15	9.09	YES	YES	1658	219
83310	ES36	ES36	1-3/8"	B	24.06	14.69	9.37	YES	NO	559	153
85030	ES36	ES36	1-5/8"	C	24.05	14.89	9.16	YES	YES	1019	219
83221	ES36	ES36	1-3/8"	A	24.01	14.73	9.28	YES	YES	599	153
89440	ES36	ES36	1-5/8"	G	23.9	15.31	8.59	YES	YES	1498‡	561
83144	ES36	ES36	1-3/8"	A	23.78	15.03	8.74	YES	YES	596	93
89432	ES36	ES36	1-5/8"	G	23.42	14.79	8.63	YES	NO	1507‡	561
85050	ES36	ES36	1-5/8"	C	23.28	14.5	9.03	YES	NO	525	138
665937	ES36	ES36	1-5/8"	G	22.91	16.09	6.82	YES	NO		
85058	ES36	ES36	1-5/8"	C	22.67	14.26	8.41	YES	YES	722	114
85044	ES36	ES36	1-5/8"	C	22.63	14.1	8.53	YES	NO	722	212
85971	ES36	ES36	1-5/8"	G	22.56	14.17	8.39	YES	NO	2315	451
85919	ES36	ES36	1-5/8"	G	22.52	14.33	8.19	YES	YES	1265	121
646155	ES36	ES36	1-3/16"		22.45	14.1	8.35	YES	NO		
646177	ES36	ES36	1-3/16"		22.45	14.1	8.35	NO	NO		
89431	ES36	ES36	1-5/8"	G	22.41	14.16	8.25	YES	NO	751‡	211
85345	ES36	ES36	1-5/8"	D	21.83	13.82	8.01	YES	YES	1093	219
85906	ES36	ES36	1-5/8"	G	21.77	14.05	7.72	YES	YES	700	255
85014	ES36	ES36	1-5/8"	C	21.76	13.74	8.02	YES	YES	1019	219
83124	ES36	ES36	1-3/8"	A	21.65	13.77	7.88	YES	YES	750	137
83207	ES36	ES36	1-3/8"	A	21.64	13.61	8.03	YES	YES	553	143
89407	ES36	ES36	1-5/8"	G	21.61	14.17	7.45	YES	YES	652‡	218
85091	ES36	ES36	1-5/8"	C	21.38	13.56	7.82	YES	NO	1121	331
85910	ES36	ES36	1-5/8"	G	20.79	13.54	7.25	YES	YES	1074	219
85029	ES36	ES36	1-5/8"	C	20.54	13.11	7.43	YES	YES	1019	219
85382	ES36	ES36	1-5/8"	D	20.22	13.07	7.15	YES	YES	1658	420
83127	ES36	ES36	1-3/8"	A	20.16	13.14	7.01	YES	YES	940	218
83204	ES36	ES36	1-3/8"	A	20.14	12.86	7.28	YES	YES	451	110
89437	ES36	ES36	1-5/8"	G	20.12	13.42	6.7	YES	YES	1155‡	514
85060	ES36	ES36	1-5/8"	C	19.79	12.76	7.04	YES	YES	943	405
85338	ES36	ES36	1-5/8"	D	19.47	12.68	6.79	YES	YES	1664	420
85051	ES36	ES36	1-5/8"	C	18.54	12.13	6.41	YES	YES	1019	139
85908	ES36	ES36	1-5/8"	G	18.48	12.25	6.23	YES	YES	1020	219

* Damping force, in pounds, to either extend or collapse the shock absorber at an average operating velocity. Fuerza de amortiguación en libras para extender o comprimir el amortiguador a una velocidad de operación promedio. La puissance d'amortissement en poids de l'amortisseur, soit comprimé, doit détendu, à une vitesse de fonctionnement moyenne.

† At bumper contact / Al contacto con el tope de goma / Au contact avec le butoir

‡ For GasSLX Series, forces are at the "Firm" (F) setting. / Para la serie GasSLX, las fuerzas están ajustadas en (F) "Firme". / Pour la série GasSLX, le réglage de la force est sur «Firme» (F)

SPECIFICATIONS BY END MOUNT
ESPECIFICACIONES POR TIPO DE MONTAJE
SPÉCIFICATIONS PAR FIXATION DES EXTRÉMITÉS

Gabriel	Mounting		Bore	External Diameter Illustration	Lengths			Dust Tube	Recoil Cutoff	Controls*	
	Upper	Lower			Extended	Collapsed	Stroke			Rebound	Compression
83130	ES36	ES36	1-3/8"	A	18.03	12.04	5.99	YES	YES	871	177
85934	ES36	ES36	1-5/8"	G	17.8	12.04	5.75	YES	YES	3511	1063
85086	ES36	ES36	1-5/8"	C	17.55	11.63	5.92	YES	YES	2027	389
85738	ES36	ES36	1-5/8"	D	17.46	11.69	5.77	YES	YES	1830	416
85323	ES36	ES36	1-5/8"	D	17.36	11.58	5.78	YES	YES	1085	163
87018	ES36	ES36	2-1/16"	E	17.36	11.71	5.65	YES	YES	2479	1000
83389	ES36	ES36	1-3/8"	A	17.32	11.57	5.75	YES	YES	1084	228
85000	ES36	ES36	1-5/8"	C	17.28	11.5	5.78	YES	YES	1019	219
89436	ES36	ES36	1-5/8"	G	17.24	12.04	5.2	YES	YES	998‡	217
83203	ES36	ES36	1-3/8"	A	17.1	11.36	5.74	YES	YES	609	114
83128	ES36	ES36	1-3/8"	A	16.89	11.53	5.36	YES	YES	940	218
85911	ES36	ES36	1-5/8"	G	16.89	11.53	5.36	YES	YES	1020	219
83363	ES36	ES36	1-3/8"	A	16.46	11.35	5.11	YES	YES	1084	201
85938	ES36	ES36	1-5/8"	G	16.06	10.82	5.24	YES	YES	1581	432
85064	ES36	ES36	1-5/8"	C	16.02	10.75	5.27	YES	YES	1481	340
83150	ES36	ES36	1-3/8"	A	15.24	10.43	4.81	YES	YES	940	216
85078	ES36	ES36	1-5/8"	C	14.76	10.12	4.64	YES	YES	1409	282
85045	ES36	ES36	1-5/8"	C	14.52	10.12	4.4	YES	YES	1020	219
85939	ES36	ES36	1-5/8"	G	14.44	10.04	4.41	YES	YES	1719	420
85914	ES36	ES36	1-5/8"	G	14.36	10.25	4.11	YES	YES	1020	219
85052	ES36	ES36	1-5/8"	C	13.26	9.49	3.77	YES	YES	1429	335
85344	ES36	ES36	1-5/8"	D	13.22	9.45	3.77	YES	YES	1581	443
85079	ES36	ES36	1-5/8"	C	12.04	8.87	3.17	YES	YES	1494	325
83157	ES36	ES90	1-3/8"	A	26.38	15.76	10.61	YES	NO	446	303
85102	ES36	ES136	1-5/8"	C	21.52	14.93	6.59	YES	YES	1224	342
83164	ES36	ES165	1-3/8"	C	24.22	14.59	9.63	YES	NO	426	274
85072	ES36	ES176	1-5/8"	C	24.17	14.81	9.36	YES	YES	1387	305
85087	ES36	ES176	1-5/8"	C	22.78	14.7	8.08	YES	YES	1568	403
85109	ES36	ES195	1-5/8"	C	24.21	15.14	9.07	YES	YES	1123	149
83635	ES36	S21	1-3/8"	A	21.74	13.25	8.49	YES	NO	558	119
85977	ES36	S42	1-5/8"	G	26.2	15.91	10.29	YES	YES	582	138
83109	ES36	S42	1-3/8"	A	26.17	15.93	10.24	YES	YES	345	78
83111	ES36	S42	1-3/8"	A	26.17	15.93	10.24	YES	YES	560	141
83138	ES36	S42	1-3/8"	A	23.55	14.42	9.12	YES	YES	997	231
83110	ES36	S42	1-3/8"	A	22.94	14.31	8.63	YES	YES	450	143
83112	ES36	S42	1-3/8"	A	21.52	13.41	8.11	YES	YES	1064	343
83033	ES53	ES53	1-3/8"	A	13.99	10.37	3.62	YES	YES	494	312

* Damping force, in pounds, to either extend or collapse the shock absorber at an average operating velocity. Fuerza de amortiguación en libras para extender o comprimir el amortiguador a una velocidad de operación promedio. La puissance d'amortissement en poids de l'amortisseur, soit comprimé, soit détendu, à une vitesse de fonctionnement moyenne.

† At bumper contact / Al contacto con el tope de goma / Au contact avec le butoir

‡ For GasSLX Series, forces are at the "Firm" (F) setting. / Para la serie GasSLX, las fuerzas estan ajustada en (F) "Firme". / Pour la série GasSLX, le réglage de la force est sur «Firme» (F)

SPECIFICATIONS BY END MOUNT
ESPECIFICACIONES POR TIPO DE MONTAJE
SPECIFICATIONS PAR FIXATION DES EXTRÉMITÉS

Gabriel	Mounting		Bore	External Diameter Illustration	Lengths			Dust Tube	Recoil Cutoff	Controls*	
	Upper	Lower			Extended	Collapsed	Stroke			Rebound	Compression
G64089	ES56	ES56	1-3/8"		20.43	13.03	7.4				
G63676	ES69	ES69	1-3/8"		15.48	10.45	5.03				
83131	ES83	ES83	1-3/8"	A	27.8	18.18	9.62	YES	NO	212	129
G63455	ES83	ES83	1-3/8"		22.98	13.95	9.03				
83145	ES83	ES83	1-3/8"	A	19.93	12.32	7.54	YES	NO	479	153
83911	ES85	EB1	1-3/8"	A	10.45†	8.41†	2.99	YES	YES	991	321
83906	ES85	EB1	1-3/8"	2-1/2" D/T	10.45†	8.41†	3.01	YES	YES	586	320
83048	ES86	ES167	1-3/8"	A	9.97	8.43†	2.37	YES	YES	904	415
83028	ES86	ES167	1-3/8"	A	9.96	7.6	2.33	YES	YES	445	531
83905	ES86	ES167	1-3/8"	2-1/2" D/T	9.3†	7.81†	2.21	YES	YES	1105	170
85639	ES90	ES36	1-5/8"	G	27.08	17.79	9.29	YES	NO	795	109
85963	ES90	ES36	1-5/8"	G	25.49	18.68	6.81	YES	YES	1490	206
85964	ES90	ES36	1-5/8"	G	25.49	18.68	6.81	YES	YES	1981	205
85995	ES90	ES36	1-5/8"	G	23.5	14.52	8.98	YES	NO	1830	173
85994	ES90	ES36	1-5/8"	G	21.21	13.4	7.81	YES	NO	1824	263
85637	ES90	ES36	1-5/8"	G	20.74	13.19	7.55	YES	NO	2256	327
85954	ES90	ES36	1-5/8"	G	20.43	13	7.43	YES	NO	1812	148
85924	ES90	ES36	1-5/8"	G	20.39	12.99	7.41	YES	NO	1036	122
89457	ES90	ES36	1-5/8"	G	19.92	13.02	6.89	YES	NO	941‡	156
85969	ES90	ES36	1-5/8"	G	18.38	11.93	6.45	YES	NO	1612	125
83180	ES90	ES83	1-3/8"		30.2	21.24	8.96	YES	NO	909	204
83364	ES90	ES83	1-3/8"	A	24.06	15.07	8.99	YES	YES	855	206
83146	ES90	ES83	1-3/8"	A	24.02	14.68	9.33	YES	YES	479	119
85082	ES90	ES90	1-5/8"	C	28.6	20.64	7.97	YES	YES	1435	266
83636	ES90	ES90	1-3/8"	A	27.72	16.95	10.77	YES	YES	505	148
83100	ES90	ES90	1-3/8"	A	26.6	16.11	10.49	YES	YES	481	142
85926	ES90	ES90	1-5/8"	G	26.5	17.96	8.54	YES	YES	1387	279
85656	ES90	ES90	1-5/8"	G	26.49	16.94	9.55	YES	YES	1225	274
85953	ES90	ES90	1-5/8"	G	26.13	15.86	10.27	YES	NO	2001	153
85003	ES90	ES90	1-5/8"	C	25.42	15.63	9.79	YES	YES	437	182
89411	ES90	ES90	1-5/8"	G	25.39	16.06	9.34	YES	YES	436‡	186
85927	ES90	ES90	1-5/8"	G	24.76	15.47	9.3	YES	YES	1288	388
83101	ES90	ES90	1-3/8"	A	24.63	15.13	9.49	YES	YES	481	142
85998	ES90	ES90	1-5/8"	G	22.83	14.17	8.66	YES	NO	1345	178
85925	ES90	ES90	1-5/8"	G	22.56	15.6	6.95	YES	NO	761	144
85648	ES90	ES90	1-5/8"	G	22.28	13.97	8.31	YES	NO	761	247
85957	ES90	ES90	1-5/8"	G	20.78	13.19	7.6	YES	NO	1583	138

* Damping force, in pounds, to either extend or collapse the shock absorber at an average operating velocity. Fuerza de amortiguación en libras para extender o comprimir el amortiguador a una velocidad de operación promedio. La puissance d'amortissement en poids de l'amortisseur, soit comprimé, doit détendu, à une vitesse de fonctionnement moyenne.

† At bumper contact / Al contacto con el tope de goma / Au contact avec le butoir

‡ For GasSLX Series, forces are at the "Firm" (F) setting. / Para la serie GasSLX, las fuerzas están ajustadas en (F) "Firme". / Pour la série GasSLX, le réglage de la force est sur «Firme» (F)

SPECIFICATIONS BY END MOUNT
ESPECIFICACIONES POR TIPO DE MONTAJE
SPÉCIFICATIONS PAR FIXATION DES EXTRÉMITÉS

Gabriel	Mounting		Bore	External Diameter Illustration	Lengths			Dust Tube	Recoil Cutoff	Controls*	
	Upper	Lower			Extended	Collapsed	Stroke			Rebound	Compression
85928	ES90	ES90	1-5/8"	G	20.31	13.24	7.07	YES	NO	957	229
85929	ES90	ES90	1-5/8"	G	20.28	13.21	7.08	YES	NO	2214	267
85999	ES90	ES90	1-5/8"	G	19.84	12.79	7.05	YES	NO	2214	259
83135	ES90	ES90	1-3/8"	A	19.49	12.38	7.11	YES	NO	519	121
83167	ES90	ES90	1-3/8"	A	19.49	12.38	7.11	YES	NO	285	90
83156	ES90	ES90	1-3/8"	A	18.55	11.91	6.64	YES	NO	778	135
83169	ES90	ES90	1-3/8"	A	18.55	11.91	6.64	YES	NO	599	171
83020	ES91	ES91	1-3/8"	A	9.41	7.17	2.24	YES	YES	796	255
83034	ES115	ES115	1-3/16"	1-5/8"	10.04†	7.32	2.97	NO	YES	430	129
83634	ES120	ES120	1-3/8"	A	27.48	16.23	11.25	YES	YES	779	157
85011	ES120	ES121	1-5/8"	C	27.49	16.46	11.03	YES	NO	1268	186
85122	ES120	S21	1-5/8"	C	22.22	13.78	8.44	YES	YES	926	162
83120	ES120	S21	1-3/8"	A	22.17	13.66	8.51	YES	YES	779	164
85123	ES120	S21	1-5/8"	C	21.49	13.26	8.23	YES	NO	1809	246
83154	ES120	S21	1-3/8"	A	20.78	12.72	8.06	YES	YES	599	140
83081	ES126	ES172	1-3/8"	A	13.39	9.98†	4	YES	YES	1004	232
83160	ES128	ES36	1-3/8"	A	24.31	14.9	9.37	YES	YES	920	161
83174	ES128	ES36	1-3/8"	A	24.31	14.9	9.37	YES	YES	795	160
85650	ES136	ES34	1-5/8"	G	24.88	16.35	8.53	YES	NO	941	463
83008	ES136	ES136	1-3/8"	A	13†	10.13†	4	YES	YES	699	307
83056	ES136	ES136	1-5/8"	C	11.53	8.63	2.89	YES	YES	3830	737
83042	ES136	ES136	1-3/8"	A	9.89†	8.52†	2.39	YES	YES	954	541
83030	ES136	ES136	1-3/8"	A	9.61†	7.61	2.5	YES	YES	308	87
85026	ES136	S21	1-5/8"	C	23.02	14.01	9.01	YES	NO	1079	539
89417	ES136	S21	1-5/8"	G	22.94	14.31	8.63	YES	NO	1226‡	515
83907	ES147	ES147	1-3/8"	A	14.97	10.61	4.36	YES	YES	460	365
83047	ES149	EB1	1-3/8"	A	11.78†	9.74†	3	YES	YES	364	314
83006	ES149	EB1	1-3/8"	A	10.71	8.52†	2.78	YES	YES	525	182
83001	ES149	EB1	1-3/8"	A	10.45†	8.41†	3	YES	YES	793	363
83038	ES149	EB1	1-3/8"	A	10.45†	8.41†	3	YES	YES	336	242
83017	ES149	ES149	1-3/8"	A	10.95	8.41†	3.13	YES	YES	353	138
83009	ES149	ES149	1-3/8"	A	10.45†	8.41†	3	YES	YES	793	363
83039	ES149	ES149	1-3/8"	A	10.44†	8.4†	3	YES	YES	876	326
83064	ES149	ES149	1-3/8"	A	10.41†	8.36†	2.99	YES	YES	635	323
85090	ES150	ES36	1-5/8"	C	25.31	15.52	9.79	YES	YES	943	99
85180	ES150	ES36	1-5/8"	C	20.94	13.83	7.11	YES	YES	681	283
85181	ES150	ES150	1-5/8"	C	26.33	17.06	9.27	YES	YES	681	285

* Damping force, in pounds, to either extend or collapse the shock absorber at an average operating velocity. Fuerza de amortiguación en libras para extender o comprimir el amortiguador a una velocidad de operación promedio. La puissance d'amortissement en poids de l'amortisseur, soit comprimé, doit détendu, à une vitesse de fonctionnement moyenne.

† At bumper contact / Al contacto con el tope de goma / Au contact avec le butoir

‡ For GasSLX Series, forces are at the "Firm" (F) setting. / Para la serie GasSLX, las fuerzas estan ajustada en (F) "Firme". / Pour la série GasSLX, le réglage de la force est sur «Firme» (F)

SPECIFICATIONS BY END MOUNT
ESPECIFICACIONES POR TIPO DE MONTAJE
SPECIFICATIONS PAR FIXATION DES EXTRÉMITÉS

Gabriel	Mounting		Bore	External Diameter Illustration	Lengths			Dust Tube	Recoil Cutoff	Controls*	
	Upper	Lower			Extended	Collapsed	Stroke			Rebound	Compression
89449	ES150	ES150	1-5/8"	G	23.25	14.9	8.35	YES	NO	1519‡	324
85918	ES150	ES150	1-5/8"	G	22.97	14.58	8.39	YES	NO	1726	412
85958	ES150	ES150	1-5/8"	G	22.89	14.5	8.39	YES	YES	1926	281
89503	ES150	ES150	1-5/8"	G	21.28	13.72	7.56	YES	NO	1033‡	123
85106	ES150	ES150	1-5/8"	C	20.03	12.89	7.14	YES	YES	1054	109
85119	ES150	ES150	1-5/8"	C	21.39	13.81	7.68	YES	YES	1387	185
85922	ES150	ES150	1-5/8"	G	21.19	13.53	7.66	YES	NO	878	185
85920	ES150	ES150	1-5/8"	G	21.16	13.57	7.59	YES	NO	845	49
85959	ES150	ES150	1-5/8"	G	21.16	13.57	7.59	YES	YES	1021	123
85092	ES150	S21	1-5/8"	C	21.95	15.04	6.89	YES	YES	1597	138
83066	ES153	ES153	1-3/8"	A	11.15†	9.2†	2.78	YES	YES	599	221
83901	ES153	ES153	1-3/8"	A	11.15†	9.2†	2.78	YES	YES	509	204
85984	ES158	ES150	1-5/8"	G	25.44	15.96	9.48	YES	YES	2248	1168
85125	ES158	ES159	1-5/8"	C	26.9	16.64	10.26	YES	YES	1479	183
85724	ES158	ES159	1-5/8"	D	22.81	14.51	8.3	YES	YES	1235	454
89443	ES158	ES159	1-5/8"	G	22.19	14.66	7.53	YES	YES	1206‡	466
85331	ES158	ES159	1-5/8"	D	19.62	12.85	6.77	YES	YES	1757	396
85335	ES158	ES159	1-5/8"	D	19.62	12.85	6.77	YES	YES	827	107
85126	ES158	S21	1-5/8"	C	21.76	13.63	8.13	YES	YES	1086	215
87019	ES160	ES160	2-1/16"	E	24.84	15.85	8.9	YES	YES	2972	665
87017	ES160	ES160	2-1/16"	E	23.35	15.31	8.07	YES	YES	1876	220
89461	ES160	ES160	1-5/8"	G	19.96	13.58	6.38	YES	YES	897‡	103
85188	ES161	ES162	1-5/8"	C	25.31	15.52	9.79	YES	YES	1074	255
85088	ES161	ES162	1-5/8"	C	25.31	15.52	9.79	YES	YES	616	178
85061	ES161	ES162	1-5/8"	C	24.76	15.25	9.51	YES	YES	1216	195
85066	ES161	ES162	1-5/8"	C	24.64	15.25	9.39	YES	YES	812	322
85098	ES161	ES162	1-5/8"	C	24.64	15.24	9.4	YES	YES	747	158
89448	ES161	ES162	1-5/8"	G	24.61	15.66	8.94	YES	YES	782‡	323
89450	ES161	ES162	1-5/8"	G	24.61	15.66	8.94	YES	YES	1282‡	193
89502	ES161	ES162	1-5/8"	G	24.61	15.66	8.94	YES	YES	1240‡	300
85065	ES161	S21	1-5/8"	C	28.05	17	11.05	YES	YES	1059	300
85083	ES162	S42	1-5/8"	C	27.81	16.53	11.28	YES	YES	1429	184
83142	ES162	S42	1-3/8"	A	23.92	14.49	9.43	YES	YES	367	131
83143	ES162	S42	1-3/8"	A	21.92	13.51	8.41	YES	YES	403	137
83025	ES163	ES163	1-3/8"	A	8.02	6.53	1.48	YES	YES	710	230
83049	ES163	ES163	1-3/8"	A	8.02	6.53	1.48	YES	YES	2879	705
83032	ES163	ES163	1-3/8"	A	7.85	6.36	1.49	NO	YES	779	135

* Damping force, in pounds, to either extend or collapse the shock absorber at an average operating velocity. Fuerza de amortiguación en libras para extender o comprimir el amortiguador a una velocidad de operación promedio. La puissance d'amortissement en poids de l'amortisseur, soit comprimé, doit détendu, à une vitesse de fonctionnement moyenne.

† At bumper contact / Al contacto con el tope de goma / Au contact avec le butoir

‡ For GasSLX Series, forces are at the "Firm" (F) setting. / Para la serie GasSLX, las fuerzas están ajustadas en (F) "Firme". / Pour la série GasSLX, le réglage de la force est sur «Firme» (F)

SPECIFICATIONS BY END MOUNT
ESPECIFICACIONES POR TIPO DE MONTAJE
SPÉCIFICATIONS PAR FIXATION DES EXTRÉMITÉS

Gabriel	Mounting		Bore	External Diameter Illustration	Lengths			Dust Tube	Recoil Cutoff	Controls*	
	Upper	Lower			Extended	Collapsed	Stroke			Rebound	Compression
83116	ES164	ES165	1-3/8"	A	23.81	14.68	9.12	YES	NO	354	300
83118	ES164	ES90	1-3/8"	A	24.45	14.71	9.74	YES	NO	410	311
83035	ES166	ES136	1-3/8"	A	13.04†	9.33	4.22	YES	YES	320	100
83067	ES166	ES136	1-3/16"	2" D/T	12.33†	9.27	3.56	YES	YES	424	101
85670	ES175	ES175	1-5/8"	G	23.19	14.67	8.52	YES	YES	591	176
83029	ES168	ES169	1-5/8"	C	10.35	7.87	2.41	YES	NO	1303	1349
83910	ES169	ES169	1-3/8"	A	11.63†	9.35†	2.28	YES	YES	572	239
83040	ES171	ES172	1-3/8"	A	10.44†	8.4†	3	YES	YES	876	326
83057	ES171	ES172	1-3/8"	2-1/2" D/T	10.44†	8.4†	2.99	YES	YES	364	242
87015	ES173	ES173	45MM	E	15.51	11.18	4.33	YES	YES	4950	900
85737	ES173	ES173	1-5/8"	D	15.11	10.84	4.27	YES	YES	3066	782
89459	ES174	EB3	1-5/8"	G	25.63	16.14	9.49	YES	NO	1179‡	314
85070	ES174	EB3	1-5/8"	C	25.59	15.83	9.76	YES	NO	1100	310
85067	ES174	ES136	1-5/8"	C	30.54	18.15	12.39	YES	YES	676	170
89451	ES174	ES136	1-5/8"	G	30.39	18.54	11.86	YES	YES	645‡	172
85989	ES174	ES136	1-5/8"	G	20.78	13.15	7.63	YES	NO	1812	351
85084	ES174	ES136	1-5/8"	C	20.59	13.03	7.57	YES	NO	1145	407
89460	ES174	ES136	1-5/8"	G	20.58	13.03	7.55	YES	NO	997‡	384
85937	ES174	S43	1-5/8"	G	19.04	12.35	6.7	YES	YES	1479	337
85985	ES174	S43	1-5/8"	G	19.04	12.31	6.73	YES	YES	2068	723
85936	ES174	S43	1-5/8"	G	17.27	11.48	5.79	YES	YES	1479	337
89456	ES174	S43	1-5/8"	G	17.04	11.63	5.4	YES	YES	975‡	377
83063	ES175	ES136	1-3/8"	A	10.76†	9.26†	3.01	YES	YES	954	541
85955	ES175	ES150	1-5/8"	G	21.25	13.66	7.59	YES	YES	1034	397
85986	ES175	ES150	1-5/8"	G	21.25	13.66	7.59	YES	YES	1754	221
83243	ES175	ES175	1-3/8"	A	24.41	15.26	9.15	YES	YES	296	170
85120	ES175	ES175	1-5/8"	C	23.67	15.06	8.61	YES	NO	2083	519
83398	ES175	ES175	1-3/8"	A	23.23	15.38	7.85	YES	YES	293	168
85670	ES175	ES175	1-5/8"	G	23.19	14.67	8.52	YES	YES	591	176
85671	ES175	ES175	1-5/8"	G	21.02	13.8	7.22	YES	NO	3197	315
83163	ES175	ES175	1-3/8"	A	20.75	13.01	7.74	YES	NO	828	98
83175	ES175	ES175	1-3/8"	A	20.48	13.19	7.29	YES	NO	1245	156
83397	ES175	ES175	1-3/8"	A	18.67	11.91	6.76	YES	NO	303	101
85933	ES175	ES175	1-5/8"	G	18.27	12.72	5.54	YES	YES	1089	383
89454	ES175	ES175	1-5/8"	G	18.27	12.91	5.36	YES	YES	938‡	388
85081	ES175	S21	1-5/8"	C	23.44	14.33	9.11	YES	YES	1658	250
85080	ES175	S21	1-5/8"	C	22.51	13.77	8.74	YES	NO	447	138
85031	ES176	EB2	1-5/8"	C	25.63	15.87	9.76	YES	NO	941	257

* Damping force, in pounds, to either extend or collapse the shock absorber at an average operating velocity. Fuerza de amortiguación en libras para extender o comprimir el amortiguador a una velocidad de operación promedio. La puissance d'amortissement en poids de l'amortisseur, soit comprimé, doit détendu, à une vitesse de fonctionnement moyenne.

† At bumper contact / Al contacto con el tope de goma / Au contact avec le butoir

‡ For GasSLX Series, forces are at the "Firm" (F) setting. / Para la serie GasSLX, las fuerzas están ajustadas en (F) "Firme". / Pour la série GasSLX, le réglage de la force est sur «Firme» (F)

SPECIFICATIONS BY END MOUNT
ESPECIFICACIONES POR TIPO DE MONTAJE
SPECIFICATIONS PAR FIXATION DES EXTRÉMITÉS

Gabriel	Mounting		Bore	External Diameter Illustration	Lengths			Dust Tube	Recoil Cutoff	Controls*	
	Upper	Lower			Extended	Collapsed	Stroke			Rebound	Compression
85642	ES177	ES90	1-5/8"	G	22.52	14.52	8	YES	YES	1920	309
85923	ES177	ES161	1-5/8"	G	22.52	14.52	8	YES	YES	1940	221
85931	ES177	ES161	1-5/8"	G	22.52	14.52	8	YES	YES	1435	220
89458	ES177	ES161	1-5/8"	G	22.48	14.6	7.88	YES	YES	1575‡	222
85672	ES177	ES161	1-5/8"	G	22.44	14.55	7.89	YES	YES	3051	245
85930	ES177	ES161	1-5/8"	G	17.86	12	5.86	YES	YES	1617	342
85932	ES178	ES150	1-5/8"	G	21.26	13.7	7.56	YES	YES	1102	430
89453	ES178	ES150	1-5/8"	G	21.14	13.93	7.21	YES	YES	860‡	435
85965	ES178	ES161	1-5/8"	G	24.24	15.15	9.09	YES	YES	2206	238
85966	ES178	ES161	1-5/8"	G	23.25	14.64	8.62	YES	YES	2206	238
85967	ES178	ES176	1-5/8"	G	23.93	14.86	9.07	YES	YES	2206	238
85961	ES178	ES176	1-5/8"	G	22.83	14.17	8.66	YES	YES	2206	240
85962	ES178	ES176	1-5/8"	G	21.8	13.66	8.15	YES	YES	2206	240
85980	ES179	ES179	1-5/8"	G	31.17	18.66	12.52	YES	YES	582	138
83148	ES179	ES179	1-3/8"	A	30	17.83	12.17	YES	YES	604	149
85978	ES179	ES179	1-5/8"	G	29.84	18.16	11.69	YES	YES	582	138
85638	ES179	ES179	1-5/8"	G	28.58	17.4	11.18	YES	YES	643	138
83147	ES179	ES179	1-3/8"	A	28.54	17.4	11.15	YES	YES	358	128
83166	ES179	ES179	1-3/8"	A	25.28	15.78	9.49	YES	YES	622	132
83168	ES179	ES179	1-3/8"	A	25.28	15.78	9.49	YES	YES	246	88
83396	ES179	ES179	1-3/8"		20.75	14.04	6.71	YES	YES	583	334
85377	ES182	ES182	1-5/8"	D	23.8	14.84	8.96	YES	YES	1937	570
85378	ES182	ES182	1-5/8"	D	23.8	14.84	8.96	YES	YES	1110	240
85956	ES183	ES184	1-5/8"	G	30.65	18.77	11.88	YES	YES	979	373
83053	ES185	ES185	1-3/8"	A	10.91	7.93	2.98	YES	YES	968	214
83054	ES185	ES185	1-3/8"	A	10.28	7.56	2.72	YES	YES	1004	184
83052	ES185	ES185	1-3/8"	2-1/2" D/T	9.41	7.19	2.23	YES	NO	1101	149
83062	ES185	S42	1-3/8"	A	12.71	9.18	3.53	YES	NO	704	153
85739	ES187	ES187	1-5/8"	D	20.73	13.54	7.19	YES	YES	3247	334
85341	ES188	S21	1-5/8"	D	30.96	18.1	12.86	YES	YES	1807	333
85970	ES188	S21	1-5/8"	G	27.23	16.44	10.79	YES	YES	1092	147
85340	ES188	S21	1-5/8"	D	26.46	15.85	10.61	YES	YES	1807	165
83391	ES190	ES190	1-3/8"	A	25.52	15.61	9.91	YES	NO	590	105
86203	ES193	ES193	45 MM	D	16.88	11.61	5.27	YES	YES	4238	910
86202	ES193	ES193	45 MM	D	14.52	10.43	4.09	YES	YES	4238	688
86201	ES193	ES193	45 MM	D	13.26	9.94	3.32	YES	YES	4238	688
86200	ES194	ES194	45 MM	D	14.24	10.45	3.79	YES	YES	4238	688
83065	ES206	ES171	1-5/8"	G	12.52	9.32	3.2	YES	YES	680	184

* Damping force, in pounds, to either extend or collapse the shock absorber at an average operating velocity. Fuerza de amortiguación en libras para extender o comprimir el amortiguador a una velocidad de operación promedio. La puissance d'amortissement en poids de l'amortisseur, soit comprimé, doit détendu, à une vitesse de fonctionnement moyenne.

† At bumper contact / Al contacto con el tope de goma / Au contact avec le butoir

‡ For GasSLX Series, forces are at the "Firm" (F) setting. / Para la serie GasSLX, las fuerzas están ajustadas en (F) "Firme". / Pour la série GasSLX, le réglage de la force est sur «Firme» (F)

SPECIFICATIONS BY END MOUNT
ESPECIFICACIONES POR TIPO DE MONTAJE
SPÉCIFICATIONS PAR FIXATION DES EXTRÉMITÉS

Gabriel	Mounting		Bore	External Diameter Illustration	Lengths			Dust Tube	Recoil Cutoff	Controls*	
	Upper	Lower			Extended	Collapsed	Stroke			Rebound	Compression
G64177	ES216	ES19			25.86	16.1	9.76				
83003	S1	BP7	1-3/8"	A	11.76	8.95†	3.4	YES	YES	248	100
83161	S1	EB1	1-3/8"	A	20.82	12.56	8.25	YES	NO	400	70
83518	S1	EB2	1-3/16"		24.4	14.26	10.14	YES	NO	153	82
83515	S1	EB2	1-3/16"		23.34	13.89	9.45	YES	NO	643	205
G63432	S1	EB19	1-3/8"		21.11	12.83	8.28				
83400	S1	S1	1-3/16"	F	22.02	12.82	9.2	YES	NO	301	120
83014	S1	S1	1-3/8"	A	10.48	7.11	3.37	NO	NO	544	501
G63387	S1	ES25	1-3/8"		23.32	14.04	9.28				
G63511	S1	ES25	1-3/8"		22.45	13.42	9.03				
G63350	S1	ES25	1-3/8"		18.82	11.79	7.03				
G63895	S11	BP9	1-3/8"		14.12	9.68	4.44				
G63894	S11	BP9	1-3/8"		12.82	8.88	3.94				
G63893	S11	LU1	1-3/8"		15.07	10.44	4.63				
G63375	S12	BP7	1-3/8"		14.14	9.11	5.03				
G63778	S12	ES171	1-3/8"		24.55	14.52	10.03				
G63817	S12	ES60	1-3/8"		15.8	11.02	4.78				
83317	S16	ES90	1-3/8"	B	27.03	16	11.34	YES	YES		
83301	S16	ES90	1-3/8"	B	24.52	14.74	9.78	YES	YES	653	86
83318	S16	S16	1-3/8"	B	22.53	13.5	9.03	YES	YES	323	77
83613	S16	S16	1-3/8"	A	21.04	12.76	8.28	YES	YES	601	242
85731	S21	EB3	1-5/8"	D	30.57	18.54	12.03	YES	YES	1517	293
85703	S21	EB3	1-5/8"	D	29.57	18.54	11.03	YES	YES	1435	186
85033	S21	EB3	1-5/8"	C	27.26	17.4	9.86	YES	YES	764	254
89427	S21	EB3	1-5/8"	G	27.19	17.62	9.57	YES	YES	794‡	253
85317	S21	EB3	1-5/8"	D	27.18	17.42	9.76	YES	YES	764	254
85711	S21	EB3	1-5/8"	D	24.54	15.26	9.27	YES	YES	1435	208
87000	S21	EB3	2-1/16"	E	24.46	15.21	9.25	YES	YES	1332	300
85311	S21	EB3	1-5/8"	D	23.95	14.79	9.16	YES	YES	764	254
85988	S21	EB3	1-5/8"	G	23.84	14.87	8.97	YES	YES	1200	138
89424	S21	EB3	1-5/8"	G	23.73	15.14	8.59	YES	YES	794‡	253
85710	S21	EB3	1-5/8"	D	23.45	15.1	8.34	YES	YES	994	248
85343	S21	EB3	1-5/8"	D	22.96	14.79	8.17	YES	YES	858	289
87016	S21	EB3	2-1/16"	E	21.17	13.91	7.26	YES	YES	1808	238
85009	S21	ES36	1-5/8"	C	23.56	14.4	9.16	YES	YES	857	144
83134	S21	ES36	1-3/8"	A	22.27	13.51	8.77	YES	NO	430	49
85921	S21	ES36	1-5/8"	G	22.07	13.57	8.5	YES	NO	2053	339
85316	S21	ES36	1-5/8"	D	20.61	12.82	7.8	YES	NO	943	443

* Damping force, in pounds, to either extend or collapse the shock absorber at an average operating velocity. Fuerza de amortiguación en libras para extender o comprimir el amortiguador a una velocidad de operación promedio. La puissance d'amortissement en poids de l'amortisseur, soit comprimé, soit détendu, à une vitesse de fonctionnement moyenne.

† At bumper contact / Al contacto con el tope de goma / Au contact avec le butoir

‡ For GasSLX Series, forces are at the "Firm" (F) setting. / Para la serie GasSLX, las fuerzas estan ajustada en (F) "Firme". / Pour la série GasSLX, le réglage de la force est sur «Firme» (F)

SPECIFICATIONS BY END MOUNT
ESPECIFICACIONES POR TIPO DE MONTAJE
SPECIFICATIONS PAR FIXATION DES EXTRÉMITÉS

Gabriel	Mounting		Bore	External Diameter Illustration	Lengths			Dust Tube	Recoil Cutoff	Controls*	
	Upper	Lower			Extended	Collapsed	Stroke			Rebound	Compression
85351	S21	ES36	1-5/8"	D	20.61	12.82	7.79	YES	NO	1887	259
89426	S21	ES36	1-5/8"	G	20.46	13.05	7.41	YES	NO	926‡	419
85056	S21	ES36	1-5/8"	C	20.15	12.87	7.28	YES	YES	732	114
89441	S21	ES36	1-5/8"	G	20.14	13.06	7.08	YES	YES	761‡	126
85935	S21	ES36	1-5/8"	G	18.7	11.92	6.78	YES	NO	1054	419
85319	S21	ES150	1-5/8"	D	22.22	13.93	8.3	YES	YES	988	454
89428	S21	ES150	1-5/8"	G	22	14.27	7.72	YES	YES	958‡	446
83395	S21	ES178	1-3/8"	A	27.19	16.28	10.91	YES	NO	616	105
85709	S21	S21	1-5/8"	D	31.64	18.36	13.28	YES	YES	700	203
85727	S21	S21	1-5/8"	D	29.88	17.34	12.54	YES	YES	783	111
83136	S21	S21	1-3/8"	A	29.31	16.8	12.51	YES	NO	914	65
83106	S21	S21	1-3/8"	A	29.25	16.76	12.49	YES	NO	451	80
85048	S21	S21	1-5/8"	C	29.16	16.88	12.28	YES	NO	432	106
85318	S21	S21	1-5/8"	D	27.37	16.36	11.01	YES	YES	1372	192
85722	S21	S21	1-5/8"	D	27.16	16.41	10.76	YES	YES	1264	369
85069	S21	S21	1-5/8"	C	26.31	15.97	10.33	YES	YES	762	255
89455	S21	S21	1-5/8"	G	26.31	16.03	10.28	YES	YES	791‡	276
85328	S21	S21	1-5/8"	D	25.64	15.36	10.28	YES	NO	930	383
85071	S21	S21	1-5/8"	C	25.57	15.02	10.55	YES	NO	610	107
85049	S21	S21	1-5/8"	C	25.53	15	10.53	YES	NO	597	107
85085	S21	S21	1-5/8"	C	24.95	14.67	10.23	YES	NO	970	101
85728	S21	S21	1-5/8"	D	24.37	14.86	9.51	YES	YES	1435	510
83456	S21	S21	1-3/8"	B	24.03	14.25	9.78	YES	YES	566	80
85706	S21	S21	1-5/8"	D	23.65	14.24	9.41	YES	YES	1086	696
85707	S21	S21	2-1/16"	D	23.65	14.4	9.25	YES	YES	1761	986
87011	S21	S21	2-1/16"	E	23.65	14.4	9.25	YES	YES	1750	1050
87012	S21	S21	2-1/16"	E	23.65	14.4	9.25	YES	YES	650	364
87013	S21	S21	2-1/16"	E	23.65	14.4	9.25	YES	YES	1075	585
85325	S21	S21	1-5/8"	D	23.64	14.36	9.28	YES	NO	1024	240
89447	S21	S21	1-5/8"	G	23.63	14.69	8.94	YES	YES	702‡	241
85347	S21	S21	1-5/8"	D	23.62	14.22	9.4	YES	YES	961	122
85705	S21	S21	1-5/8"	D	23.62	14.23	9.39	YES	YES	639	436
85342	S21	S21	1-5/8"	D	23.28	13.99	9.29	YES	NO	893	188
83102	S21	S21	1-3/8"	A	22.89	13.54	9.35	YES	YES	513	333
85324	S21	S21	1-5/8"	D	22.14	13.61	8.53	YES	NO	579	114
85346	S21	S21	1-5/8"	D	22.12	13.48	8.64	YES	YES	2016	285
85027	S21	S21	1-5/8"	C	21.59	13.05	8.54	YES	NO	1008	539
89418	S21	S21	1-5/8"	G	21.44	13.19	8.25	YES	NO	1266‡	515

* Damping force, in pounds, to either extend or collapse the shock absorber at an average operating velocity. Fuerza de amortiguación en libras para extender o comprimir el amortiguador a una velocidad de operación promedio. La puissance d'amortissement en poids de l'amortisseur, soit comprimé, doit détendu, à une vitesse de fonctionnement moyenne.

† At bumper contact / Al contacto con el tope de goma / Au contact avec le butoir

‡ For GasSLX Series, forces are at the "Firm" (F) setting. / Para la serie GasSLX, las fuerzas están ajustadas en (F) "Firme". / Pour la série GasSLX, le réglage de la force est sur «Firme» (F)

SPECIFICATIONS BY END MOUNT
ESPECIFICACIONES POR TIPO DE MONTAJE
SPÉCIFICATIONS PAR FIXATION DES EXTRÉMITÉS

Gabriel	Mounting		Bore	External Diameter Illustration	Lengths			Dust Tube	Recoil Cutoff	Controls*	
	Upper	Lower			Extended	Collapsed	Stroke			Rebound	Compression
695406	S21	S21	2-1/16"	E	21.39	13.26	8.13	YES	YES	1854	274
85124	S21	S21	1-5/8"	C	20.91	12.9	8.01	YES	YES	1086	222
85708	S21	S21	1-5/8"	D	20.63	12.85	7.78	YES	YES	914	204
85745	S21	S21	1-5/8"	D	19.88	12.34	7.54	YES	YES	3064	231
85746	S21	S21	1-5/8"	D	19.88	12.34	7.54	YES	YES	1754	167
83103	S21	S21	1-3/8"	A	19.66	11.93	7.74	YES	YES	517	301
85326	S21	S21	1-5/8"	D	19.64	12.36	7.28	YES	NO	799	142
85902	S21	S21	1-5/8"	G	19.03	12.09	6.93	YES	YES	1441	267
85336	S21	S21	1-5/8"	D	18.76	11.86	6.9	YES	NO	861	200
89423	S21	S21	1-5/8"	G	18.67	12.21	6.46	YES	YES	1352‡	573
85310	S21	S21	1-5/8"	D	18.63	11.71	6.92	YES	YES	1379	578
85900	S21	S21	1-5/8"	G	17.33	11.23	6.11	YES	YES	1467	337
87007	S21	S21	2-1/16"	E	15.65	10.4	5.25	YES	YES	879	253
85701	S21	S21	1-5/8"	D	15.64	10.36	5.28	YES	YES	914	204
G63678	S36	BP7	1-3/8"		18.09	13.56	4.53				
G63772	S36	BP10	1-3/8"		13.73	9.45	4.28				
G63622	S36	EB1	1-3/8"		15.32	10.29	5.03				
G63614	S36	EB1	1-3/8"		15.09	10.06	5.03				
G63929	S36	EB1	1-3/8"		14.72	9.71	5.01				
G63608	S36	EB1	1-3/8"		14.56	9.78	4.78				
G63386	S36	ES25	1-3/8"		16.11	10.58	5.53				
G63500	S36	ES25	1-3/8"		15.09	10.06	5.03				
G63414	S36	ES41	1-3/8"		15.09	10.06	5.03				
G63623	S36	ES83	1-3/8"		22.57	14.29	8.28				
G63624	S36	ES185	1-3/8"		20.17	12.64	7.53				
G64009	S38	ES34	1-3/8"		23.29	14.25	9.04				
G63886	S38	ES34	1-3/8"		20.8	13.36	7.44				
83178	S38	ES83	1-3/8"	A	21.95	13.26	8.69	YES	NO	690	275
83177	S40	EB1	1-3/8"	A	14.99†	10.12	5.38	YES	NO	690	275
83114	S40	ES35	1-3/8"	A	23.02	13.78	9.24	YES	NO	450	102
83105	S40	ES179	1-3/8"	A	31.91	18.3	13.61	YES	NO	559	150
83162	S40	ES190	1-3/8"	A	24.35	14.69	9.67	YES	NO	877	52
85333	S42	ES36	1-5/8"	D	20.65	12.98	7.67	YES	YES	1241	534
85332	S42	ES36	1-5/8"	D	20.64	12.98	7.66	YES	YES	2351	967
83244	S43	ES175	1-3/8"		27.28	16.38	10.9	YES	NO	502	112
85182	S43	S43	1-5/8"	C	26.86	16.04	10.82	YES	NO	708	232
G63610	S47	EB1	1-3/8"		21.95	13.17	8.78				
G64043	S61	BP38	1-3/8"		14.09	9.68	4.41				

* Damping force, in pounds, to either extend or collapse the shock absorber at an average operating velocity. Fuerza de amortiguación en libras para extender o comprimir el amortiguador a una velocidad de operación promedio. La puissance d'amortissement en poids de l'amortisseur, soit comprimé, soit détendu, à une vitesse de fonctionnement moyenne.

† At bumper contact / Al contacto con el tope de goma / Au contact avec le butoir

‡ For GasSLX Series, forces are at the "Firm" (F) setting. / Para la serie GasSLX, las fuerzas están ajustadas en (F) "Firme". / Pour la série GasSLX, le réglage de la force est sur «Firme» (F)

SPECIFICATIONS BY END MOUNT
ESPECIFICACIONES POR TIPO DE MONTAJE
SPECIFICATIONS PAR FIXATION DES EXTRÉMITÉS

Gabriel	Mounting		Bore	External Diameter Illustration	Lengths			Dust Tube	Recoil Cutoff	Controls*	
	Upper	Lower			Extended	Collapsed	Stroke			Rebound	Compression
G63714	S62	BP7	1-3/8"	G	15.39	9.86	5.53	YES	NO	875	421
G63716	S62	ES26	1-3/8"		16.39	9.86	6.53				
85649	S62	ES34	1-5/8"		23.16	16.46	6.7				
G63969	S62	ES34	1-3/8"		20.75	13.31	7.44				
G52131	S92	CL1			22.71	15.74	6.97				
G52591	S104	CL1		20.11	13.66	6.45					
G52592	S104	CL1		20.11	13.66	6.45					
G64148	LU1	DS1			18.39	14.09	4.3				
G57800	TMU2B1S	LP4			26.73	19.49	7.24				
G57801	TMU2B1S	LP4			26.73	19.49	7.24				
G57816	TMT3S	LP4			27.17	18.98	8.19				
G57206	TMT3S	CL1			22.71	15.74	6.97				

* Damping force, in pounds, to either extend or collapse the shock absorber at an average operating velocity. Fuerza de amortiguación en libras para extender o comprimir el amortiguador a una velocidad de operación promedio. La puissance d'amortissement en poids de l'amortisseur, soit comprimé, doit détendu, à une vitesse de fonctionnement moyenne.

† At bumper contact / Al contacto con el tope de goma / Au contact avec le butoir

‡ For GasSLX Series, forces are at the "Firm" (F) setting. / Para la serie GasSLX, las fuerzas están ajustadas en (F) "Firme". / Pour la série GasSLX, le réglage de la force est sur «Firme» (F)

**SPECIFICATIONS BY PART NUMBER
ESPECIFICACIONES POR NÚMERO DE PARTE
SPÉCIFICATIONS PAR NUMÉRO DE PIÈCE**

Gabriel	Mounting		Bore	External Diameter Illustration	Lengths			Dust Tube	Recoil Cutoff	Controls*	
	Upper	Lower			Extended	Collapsed	Stroke			Rebound	Compression
619501	ES1	ES1	1"		32.65†	19.69	13.22	NO	NO	55	27
632147	0	0	1-3/16"		22.45	14.1	8.35	NO	NO		
646155	ES36	ES36	1-3/16"		22.45	14.1	8.35	YES	NO		
646177	ES36	ES36	1-3/16"		22.45	14.1	8.35	NO	NO		
665472	ES36	ES36	1-5/8"	G	25.14	15.61	9.53	NO	NO	925	977
665937	ES36	ES36	1-5/8"	G	22.91	16.09	6.82	YES	NO		
695406	S21	S21	2-1/16"	E	21.39	13.26	8.13	YES	YES	1854	274
77986	EB1	ES48			31.01	18.65	12.36				
77987	EB1	ES48			27.24	16.38	10.86				
83001	ES149	EB1	1-3/8"	A	10.45†	8.41†	3	YES	YES	793	363
83002	ES10	ES10	1-3/8"	A	11.65	8.66	3	YES	YES	3112	590
83003	S1	BP7	1-3/8"	A	11.76	8.95†	3.4	YES	YES	248	100
83004	ES35	ES136	1"	2" D/T	9.36†	7.29	2.32	YES	YES	539	324
83005	BP8	S10	1-3/16"	2" D/T	7.34	5.87	1.47	YES	NO	858	216
83006	ES149	EB1	1-3/8"	A	10.71	8.52†	2.78	YES	YES	525	182
83007	EB1	EB1	1-3/8"	A	18.55	11.67	6.87	NO	NO	489	343
83008	ES136	ES136	1-3/8"	A	13†	10.13†	4	YES	YES	699	307
83009	ES149	ES149	1-3/8"	A	10.45†	8.41†	3	YES	YES	793	363
83010	ES24	ES24	1"	2" D/T	14.15†	9.33	5.07	YES	YES	188	70
83011	EB1	EB1	1-3/8"	A	11.55†	8.48	3.61	YES	YES	738	330
83012	EB1	EB1	1-3/8"	A	11.07†	8.21	3.37	YES	YES	738	330
83013	BP8	BP8	1-3/16"	2" D/T	7.66	6.63†	1.7	YES	NO	646	480
83014	S1	S1	1-3/8"	A	10.48	7.11	3.37	NO	NO	544	501
83015	BP8	S1	1-3/8"	A	9.84	7.59	2.25	YES	YES	735	430
83016	ES10	ES10	1"	1-5/8"	11.51	8.14	3.37	NO	YES	506	139
83017	ES149	ES149	1-3/8"	A	10.95	8.41†	3.13	YES	YES	353	138
83018	ES24	S10	1-3/8"	A	10.3†	8.42†	3.24	YES	YES	515	174
83019	ES24	S10	1-3/8"	A	9.48	8.21†	2.29	YES	YES	509	121
83020	ES91	ES91	1-3/8"	A	9.41	7.17	2.24	YES	YES	796	255
83021	ES10	ES10	1-3/8"	A	9.41	7.4	2.01	YES	YES	745	315
83022	ES24	ES24	1"	2" D/T	14.28	9.33	4.95	YES	NO	840	152
83023	ES10	ES181	1"	1-5/8"	8.7	7.09†	2.14	NO	YES	484	157
83024	ES10	ES10	1-3/8"	2-1/2" D/T	11.65	8.66	3	YES	YES	811	320
83025	ES163	ES163	1-3/8"	A	8.02	6.53	1.48	YES	YES	710	230
83026	ES24	ES24	1-3/8"	A	13.11	9.12	3.99	YES	YES	602	104
83027	ES24	S10	1-3/8"	A	13.82	9.2	4.61	YES	YES	602	104
83028	ES86	ES167	1-3/8"	A	9.96	7.6	2.33	YES	YES	445	531

* Damping force, in pounds, to either extend or collapse the shock absorber at an average operating velocity. Fuerza de amortiguación en libras para extender o comprimir el amortiguador a una velocidad de operación promedio. La puissance d'amortissement en poids de l'amortisseur, soit comprimé, doit détendu, à une vitesse de fonctionnement moyenne.

† At bumper contact / Al contacto con el tope de goma / Au contact avec le butoir

‡ For GasSLX Series, forces are at the "Firm" (F) setting. / Para la serie GasSLX, las fuerzas están ajustadas en (F) "Firme". / Pour la série GasSLX, le réglage de la force est sur «Firme» (F)

**SPECIFICATIONS BY PART NUMBER
ESPECIFICACIONES POR NÚMERO DE PARTE
SPÉCIFICATIONS PAR NUMÉRO DE PIÈCE**

Gabriel	Mounting		Bore	External Diameter Illustration	Lengths			Dust Tube	Recoil Cutoff	Controls*	
	Upper	Lower			Extended	Collapsed	Stroke			Rebound	Compression
83029	ES168	ES169	1-5/8"	C	10.35	7.87	2.41	YES	NO	1303	1349
83030	ES136	ES136	1-3/8"	A	9.61†	7.61	2.5	YES	YES	308	87
83031	ES10	ES10	1-3/8"	2-1/2" D/T	11.54	8.66	2.88	YES	YES	811	314
83032	ES163	ES163	1-3/8"	A	7.85	6.36	1.49	NO	YES	779	135
83033	ES53	ES53	1-3/8"	A	13.99	10.37	3.62	YES	YES	494	312
83034	ES115	ES115	1-3/16"	1-5/8"	10.04†	7.32	2.97	NO	YES	430	129
83035	ES166	ES136	1-3/8"	A	13.04†	9.33	4.22	YES	YES	320	100
83038	ES149	EB1	1-3/8"	A	10.45†	8.41†	3	YES	YES	336	242
83039	ES149	ES149	1-3/8"	A	10.44†	8.4†	3	YES	YES	876	326
83040	ES171	ES172	1-3/8"	A	10.44†	8.4†	3	YES	YES	876	326
83041	BP27	S10	1-3/8"	A	10.51†	8.34†	3.02	YES	YES	486	189
83042	ES136	ES136	1-3/8"	A	9.89†	8.52†	2.39	YES	YES	954	541
83044	ES27	ES164	1-3/8"	A	10.91	7.93	2.98	YES	YES	789	296
83045	ES19	S10	1-3/8"	A	11.53†	8.58†	3.81	YES	NO	510	153
83046	ES10	ES181	1-3/16"		9.23†	7.62†	2.73	NO	YES	514	173
83047	ES149	EB1	1-3/8"	A	11.78†	9.74†	3	YES	YES	364	314
83048	ES86	ES167	1-3/8"	A	9.97	8.43†	2.37	YES	YES	904	415
83049	ES163	ES163	1-3/8"	A	8.02	6.53	1.48	YES	YES	2879	705
83050	ES19	S10	1-3/8"	A	10.43†	8.38†	2.9	YES	YES	599	321
83051	ES10	ES10	1-3/8"	2-1/2" D/T	9.41	7.4	2.01	YES	YES	579	163
83052	ES185	ES185	1-3/8"	2-1/2" D/T	9.41	7.19	2.23	YES	NO	1101	149
83053	ES185	ES185	1-3/8"	A	10.91	7.93	2.98	YES	YES	968	214
83054	ES185	ES185	1-3/8"	A	10.28	7.56	2.72	YES	YES	1004	184
83056	ES136	ES136	1-5/8"	C	11.53	8.63	2.89	YES	YES	3830	737
83057	ES171	ES172	1-3/8"	2-1/2" D/T	10.44†	8.4†	2.99	YES	YES	364	242
83058	ES19	S10	1-3/8"	A	10.43†	8.38†	2.9	YES	YES	742	243
83059	ES35	ES35	1-3/8"	A	12.06†	8.68	3.88	YES	YES	738	350
83060	EB	BP7	1-3/8"	A	9.76	7.98†	2.25	NO	YES	431	441
83061	ES10	ES10	1-3/8"	2-1/2" D/T	9.41	7.4	2.01	YES	YES	1030	220
83062	ES185	S42	1-3/8"	A	12.71	9.18	3.53	YES	NO	704	153
83063	ES175	ES136	1-3/8"	A	10.76†	9.26†	3.01	YES	YES	954	541
83064	ES149	ES149	1-3/8"	A	10.41†	8.36†	2.99	YES	YES	635	323
83065	ES206	ES171	1-5/8"	G	12.52	9.32	3.2	YES	YES	680	184
83066	ES153	ES153	1-3/8"	A	11.15†	9.2†	2.78	YES	YES	599	221
83067	ES166	ES136	1-3/16"	2" D/T	12.33†	9.27	3.56	YES	YES	424	101
83081	ES126	ES172	1-3/8"	A	13.39	9.98†	4	YES	YES	1004	232
83100	ES90	ES90	1-3/8"	A	26.6	16.11	10.49	YES	YES	481	142

* Damping force, in pounds, to either extend or collapse the shock absorber at an average operating velocity. Fuerza de amortiguación en libras para extender o comprimir el amortiguador a una velocidad de operación promedio. La puissance d'amortissement en poids de l'amortisseur, soit comprimé, doit détendu, à une vitesse de fonctionnement moyenne.

† At bumper contact / Al contacto con el tope de goma / Au contact avec le butoir

‡ For GasSLX Series, forces are at the "Firm" (F) setting. / Para la serie GasSLX, las fuerzas están ajustadas en (F) "Firme". / Pour la série GasSLX, le réglage de la force est sur «Firme» (F)

**SPECIFICATIONS BY PART NUMBER
ESPECIFICACIONES POR NÚMERO DE PARTE
SPÉCIFICATIONS PAR NUMÉRO DE PIÈCE**

Gabriel	Mounting		Bore	External Diameter Illustration	Lengths			Dust Tube	Recoil Cutoff	Controls*	
	Upper	Lower			Extended	Collapsed	Stroke			Rebound	Compression
83101	ES90	ES90	1-3/8"	A	24.63	15.13	9.49	YES	YES	481	142
83102	S21	S21	1-3/8"	A	22.89	13.54	9.35	YES	YES	513	333
83103	S21	S21	1-3/8"	A	19.66	11.93	7.74	YES	YES	517	301
83104	EB3	EB3	1-3/8"	A	28.24	17.12	11.12	YES	NO	698	133
83105	S40	ES179	1-3/8"	A	31.91	18.3	13.61	YES	NO	559	150
83106	S21	S21	1-3/8"	A	29.25	16.76	12.49	YES	NO	451	80
83107	EB2	EB2	1-3/8"	A	31.66	18.4	13.25	YES	NO	352	77
83109	ES36	S42	1-3/8"	A	26.17	15.93	10.24	YES	YES	345	78
83110	ES36	S42	1-3/8"	A	22.94	14.31	8.63	YES	YES	450	143
83111	ES36	S42	1-3/8"	A	26.17	15.93	10.24	YES	YES	560	141
83112	ES36	S42	1-3/8"	A	21.52	13.41	8.11	YES	YES	1064	343
83113	ES36	EB3	1-3/8"	A	20.47	13.46	7.01	YES	YES	997	238
83114	S40	ES35	1-3/8"	A	23.02	13.78	9.24	YES	NO	450	102
83115	ES36	EB3	1-3/8"	A	16.19	13.32	4.87	YES	YES	997	238
83116	ES164	ES165	1-3/8"	A	23.81	14.68	9.12	YES	NO	354	300
83117	EB4	EB1	1-3/8"	A	23.98	14.47	9.51	YES	NO	354	300
83118	ES164	ES90	1-3/8"	A	24.45	14.71	9.74	YES	NO	410	311
83119	EB4	ES165	1-3/8"	A	23.96	14.84	9.12	YES	NO	354	300
83120	ES120	S21	1-3/8"	A	22.17	13.66	8.51	YES	YES	779	164
83121	ES36	ES36	1-3/8"	A	30.25	18.32	11.93	YES	YES	689	126
83122	ES36	ES36	1-3/8"	A	25.28	15.79	9.49	YES	YES	661	201
83123	ES36	ES36	1-3/8"	A	26.65	16.41	10.24	YES	YES	589	119
83124	ES36	ES36	1-3/8"	A	21.65	13.77	7.88	YES	YES	750	137
83125	ES36	ES36	1-3/8"	A	28.15	17.16	10.99	YES	YES	625	115
83126	ES36	ES36	1-3/8"	A	24.41	15.27	9.14	YES	YES	625	115
83127	ES36	ES36	1-3/8"	A	20.16	13.14	7.01	YES	YES	940	218
83128	ES36	ES36	1-3/8"	A	16.89	11.53	5.36	YES	YES	940	218
83130	ES36	ES36	1-3/8"	A	18.03	12.04	5.99	YES	YES	871	177
83131	ES83	ES83	1-3/8"	A	27.8	18.18	9.62	YES	NO	212	129
83132	EB3	EB3	1-3/8"	A	25.24	15.5	9.74	YES	NO	828	150
83134	S21	ES36	1-3/8"	A	22.27	13.51	8.77	YES	NO	430	49
83135	ES90	ES90	1-3/8"	A	19.49	12.38	7.11	YES	NO	519	121
83136	S21	S21	1-3/8"	A	29.31	16.8	12.51	YES	NO	914	65
83137	ES36	ES36	1-3/8"	A	30.04	17.79	12.25	YES	YES	517	132
83138	ES36	S42	1-3/8"	A	23.55	14.42	9.12	YES	YES	997	231
83140	EB3	EB3	1-3/8"	A	25.28	15.53	9.75	YES	NO	738	88
83141	EB3	EB3	1-3/8"	A	25.27	15.52	9.75	YES	NO	408	113

* Damping force, in pounds, to either extend or collapse the shock absorber at an average operating velocity. Fuerza de amortiguación en libras para extender o comprimir el amortiguador a una velocidad de operación promedio. La puissance d'amortissement en poids de l'amortisseur, soit comprimé, doit détendu, à une vitesse de fonctionnement moyenne.

† At bumper contact / Al contacto con el tope de goma / Au contact avec le butoir

‡ For GasSLX Series, forces are at the "Firm" (F) setting. / Para la serie GasSLX, las fuerzas están ajustadas en (F) "Firme". / Pour la série GasSLX, le réglage de la force est sur «Firme» (F)

SPECIFICATIONS BY PART NUMBER
ESPECIFICACIONES POR NÚMERO DE PARTE
SPÉCIFICATIONS PAR NUMÉRO DE PIÈCE

Gabriel	Mounting		Bore	External Diameter Illustration	Lengths			Dust Tube	Recoil Cutoff	Controls*	
	Upper	Lower			Extended	Collapsed	Stroke			Rebound	Compression
83142	ES162	S42	1-3/8"	A	23.92	14.49	9.43	YES	YES	367	131
83143	ES162	S42	1-3/8"	A	21.92	13.51	8.41	YES	YES	403	137
83144	ES36	ES36	1-3/8"	A	23.78	15.03	8.74	YES	YES	596	93
83145	ES83	ES83	1-3/8"	A	19.93	12.32	7.54	YES	NO	479	153
83146	ES90	ES83	1-3/8"	A	24.02	14.68	9.33	YES	YES	479	119
83147	ES179	ES179	1-3/8"	A	28.54	17.4	11.15	YES	YES	358	128
83148	ES179	ES179	1-3/8"	A	30	17.83	12.17	YES	YES	604	149
83149	ES36	ES36	1-3/8"	A	25.28	15.78	9.49	YES	YES	332	101
83150	ES36	ES36	1-3/8"	A	15.24	10.43	4.81	YES	YES	940	216
83153	ES34	ES34	1-3/8"	A	21.69	13.62	8.07	YES	YES	974	206
83154	ES120	S21	1-3/8"	A	20.78	12.72	8.06	YES	YES	599	140
83155	ES34	ES34	1-3/8"	A	21.69	13.62	8.07	YES	YES	507	80
83156	ES90	ES90	1-3/8"	A	18.55	11.91	6.64	YES	NO	778	135
83157	ES36	ES90	1-3/8"	A	26.38	15.76	10.61	YES	NO	446	303
83158	ES22	ES22	1-3/8"	A	12.96	8.97	4	YES	NO	783	484
83159	EB2	EB2	1-3/8"	A	21.85	13.56	8.29	YES	NO	658	149
83160	ES128	ES36	1-3/8"	A	24.31	14.9	9.37	YES	YES	920	161
83161	S1	EB1	1-3/8"	A	20.82	12.56	8.25	YES	NO	400	70
83162	S40	ES190	1-3/8"	A	24.35	14.69	9.67	YES	NO	877	52
83163	ES175	ES175	1-3/8"	A	20.75	13.01	7.74	YES	NO	828	98
83164	ES36	ES165	1-3/8"	C	24.22	14.59	9.63	YES	NO	426	274
83166	ES179	ES179	1-3/8"	A	25.28	15.78	9.49	YES	YES	622	132
83167	ES90	ES90	1-3/8"	A	19.49	12.38	7.11	YES	NO	285	90
83168	ES179	ES179	1-3/8"	A	25.28	15.78	9.49	YES	YES	246	88
83169	ES90	ES90	1-3/8"	A	18.55	11.91	6.64	YES	NO	599	171
83171		ES36	1-3/8"	A	23.98	14.51	9.47	YES	YES	513	146
83174	ES128	ES36	1-3/8"	A	24.31	14.9	9.37	YES	YES	795	160
83175	ES175	ES175	1-3/8"	A	20.48	13.19	7.29	YES	NO	1245	156
83176	ES36	ES36	1-3/8"	A	26.62	15.96	10.66	NO	NO	406	275
83177	S40	EB1	1-3/8"	A	14.99†	10.12	5.38	YES	NO	690	275
83178	S38	ES83	1-3/8"	A	21.95	13.26	8.69	YES	NO	690	275
83180	ES90	ES83	1-3/8"		30.2	21.24	8.96	YES	NO	909	204
83200	EB2	EB2	1-3/8"	A	24.51	15.1	9.53	YES	NO	806	370
83203	ES36	ES36	1-3/8"	A	17.1	11.36	5.74	YES	YES	609	114
83204	ES36	ES36	1-3/8"	A	20.14	12.86	7.28	YES	YES	451	110
83205	ES36	ES36	1-3/8"	A	29.69	17.69	12	YES	YES	660	76
83207	ES36	ES36	1-3/8"	A	21.64	13.61	8.03	YES	YES	553	143

* Damping force, in pounds, to either extend or collapse the shock absorber at an average operating velocity. Fuerza de amortiguación en libras para extender o comprimir el amortiguador a una velocidad de operación promedio. La puissance d'amortissement en poids de l'amortisseur, soit comprimé, doit détendu, à une vitesse de fonctionnement moyenne.

† At bumper contact / Al contacto con el tope de goma / Au contact avec le butoir

‡ For GasSLX Series, forces are at the "Firm" (F) setting. / Para la serie GasSLX, las fuerzas están ajustadas en (F) "Firme". / Pour la série GasSLX, le réglage de la force est sur «Firme» (F)

SPECIFICATIONS BY PART NUMBER
ESPECIFICACIONES POR NÚMERO DE PARTE
SPÉCIFICATIONS PAR NUMÉRO DE PIÈCE

Gabriel	Mounting		Bore	External Diameter Illustration	Lengths			Dust Tube	Recoil Cutoff	Controls*	
	Upper	Lower			Extended	Collapsed	Stroke			Rebound	Compression
83209	ES36	ES36	1-3/8"	A	29.64	17.61	12.03	YES	YES	670	78
83214	EB3	EB3	1-3/8"	A	19.64	12.86	6.78	YES	YES	269	90
83215	EB3	EB3	1-3/8"	A	26.64	16.36	10.28	YES	YES	697	108
83216	EB2	EB2	1-3/8"	A	23.51	14.48	9.03	YES	YES	776	262
83217	EB3	EB3	1-3/8"	A	22.77	14.49	8.28	YES	YES	633	159
83218	ES36	ES36	1-3/8"	A	25.19	15.44	9.75	YES	YES	721	194
83219	EB2	EB2	1-3/8"	A	20.01	12.73	7.28	YES	YES	299	125
83221	ES36	ES36	1-3/8"	A	24.01	14.73	9.28	YES	YES	599	153
83225	EB3	EB3	1-3/8"	A	24.14	15.11	9.03	YES	YES	482	159
83242	ES36	ES36	1-3/8"	A	33.73	20.98	12.75	YES	YES	721	135
83243	ES175	ES175	1-3/8"	A	24.41	15.26	9.15	YES	YES	296	170
83244	S43	ES175	1-3/8"		27.28	16.38	10.9	YES	NO	502	112
83301	S16	ES90	1-3/8"	B	24.52	14.74	9.78	YES	YES	653	86
83303	EB7	ES36	1-3/8"	B	24.86	15.08	9.78	YES	YES	470	122
83304	EB7	ES36	1-3/8"	B	22.86	14.08	8.78	YES	YES	470	122
83308	EB2	EB2	1-3/8"	B	25.14	15.36	9.78	YES	YES	445	180
83309	EB2	EB2	1-3/8"	B	28.64	17.11	11.53	YES	YES	589	135
83310	ES36	ES36	1-3/8"	B	24.06	14.69	9.37	YES	NO	559	153
83312	EB2	EB2	1-3/8"	B	26.64	16.11	10.53	YES	YES	527	152
83314	EB2	EB2	1-3/8"	B	30.64	18.11	12.53	YES	YES	633	143
83317	S16	ES90	1-3/8"	B	27.03	16	11.34	YES	YES		
83318	S16	S16	1-3/8"	B	22.53	13.5	9.03	YES	YES	323	77
83353	EB3	S21	1-3/8"	B	24.84	15.06	9.78	YES	NO	432	214
83362	EB3	EB3	1-3/8"	B	27	16.25	10.75	YES	NO	539	202
83363	ES36	ES36	1-3/8"	A	16.46	11.35	5.11	YES	YES	1084	201
83364	ES90	ES83	1-3/8"	A	24.06	15.07	8.99	YES	YES	855	206
83389	ES36	ES36	1-3/8"	A	17.32	11.57	5.75	YES	YES	1084	228
83391	ES190	ES190	1-3/8"	A	25.52	15.61	9.91	YES	NO	590	105
83395	S21	ES178	1-3/8"	A	27.19	16.28	10.91	YES	NO	616	105
83396	ES179	ES179	1-3/8"		20.75	14.04	6.71	YES	YES	583	334
83397	ES175	ES175	1-3/8"	A	18.67	11.91	6.76	YES	NO	303	101
83398	ES175	ES175	1-3/8"	A	23.23	15.38	7.85	YES	YES	293	168
83400	S1	S1	1-3/16"	F	22.02	12.82	9.2	YES	NO	301	120
83401	EB1	EB1	1-3/16"	F	24.09	14.26	9.83	YES	NO	341	252
83404	EB2	EB2	1-3/16"	F	22.01	13.44	8.58	YES	NO	545	171
83456	S21	S21	1-3/8"	B	24.03	14.25	9.78	YES	YES	566	80
83515	S1	EB2	1-3/16"		23.34	13.89	9.45	YES	NO	643	205

* Damping force, in pounds, to either extend or collapse the shock absorber at an average operating velocity. Fuerza de amortiguación en libras para extender o comprimir el amortiguador a una velocidad de operación promedio. La puissance d'amortissement en poids de l'amortisseur, soit comprimé, doit détendu, à une vitesse de fonctionnement moyenne.

† At bumper contact / Al contacto con el tope de goma / Au contact avec le butoir

‡ For GasSLX Series, forces are at the "Firm" (F) setting. / Para la serie GasSLX, las fuerzas están ajustadas en (F) "Firme". / Pour la série GasSLX, le réglage de la force est sur «Ferme» (F)

SPECIFICATIONS BY PART NUMBER
ESPECIFICACIONES POR NÚMERO DE PARTE
SPÉCIFICATIONS PAR NUMÉRO DE PIÈCE

Gabriel	Mounting		Bore	External Diameter Illustration	Lengths			Dust Tube	Recoil Cutoff	Controls*	
	Upper	Lower			Extended	Collapsed	Stroke			Rebound	Compression
83518	S1	EB2	1-3/16"		24.4	14.26	10.14	YES	NO	153	82
83519	EB2	EB2	1-3/16"	F	23.83	14.35	9.48	YES	NO	292	132
83613	S16	S16	1-3/8"	A	21.04	12.76	8.28	YES	YES	601	242
83634	ES120	ES120	1-3/8"	A	27.48	16.23	11.25	YES	YES	779	157
83635	ES36	S21	1-3/8"	A	21.74	13.25	8.49	YES	NO	558	119
83636	ES90	ES90	1-3/8"	A	27.72	16.95	10.77	YES	YES	505	148
83901	ES153	ES153	1-3/8"	A	11.15†	9.2†	2.78	YES	YES	509	204
83905	ES86	ES167	1-3/8"	2-1/2" D/T	9.3†	7.81†	2.21	YES	YES	1105	170
83906	ES85	EB1	1-3/8"	2-1/2" D/T	10.45†	8.41†	3.01	YES	YES	586	320
83907	ES147	ES147	1-3/8"	A	14.97	10.61	4.36	YES	YES	460	365
83908	ES27	ES91	1-3/8"	A	9.3	7.03	2.27	YES	NO	904	279
83909	ES20	ES211	1-3/8"	A	9.45	7.33	2.12	YES	YES	646	180
83910	ES169	ES169	1-3/8"	A	11.63†	9.35†	2.28	YES	YES	572	239
83911	ES85	EB1	1-3/8"	A	10.45†	8.41†	2.99	YES	YES	991	321
85000	ES36	ES36	1-5/8"	C	17.28	11.5	5.78	YES	YES	1019	219
85001	EB3	EB3	1-5/8"	C	26.3	16.39	9.92	YES	NO	1202	186
85003	ES90	ES90	1-5/8"	C	25.42	15.63	9.79	YES	YES	437	182
85004	EB3	EB3	1-5/8"	C	20.68	13.67	7.01	YES	YES	1019	219
85005	ES36	ES36	1-5/8"	C	24.76	15.24	9.52	YES	YES	1019	219
85006	ES36	ES36	1-5/8"	C	28.54	17.13	11.41	YES	YES	1019	219
85007	EB3	EB3	1-5/8"	C	24.33	15.4	8.93	YES	YES	1008	171
85009	S21	ES36	1-5/8"	C	23.56	14.4	9.16	YES	YES	857	144
85010	ES36	ES36	1-5/8"	C	26.8	16.26	10.54	YES	YES	1019	219
85011	ES120	ES121	1-5/8"	C	27.49	16.46	11.03	YES	NO	1268	186
85012	EB2	EB2	1-5/8"	C	21.02	13.23	7.79	YES	NO	523	199
85013	ES36	ES36	1-5/8"	C	29.79	17.76	12.04	YES	YES	1019	219
85014	ES36	ES36	1-5/8"	C	21.76	13.74	8.02	YES	YES	1019	219
85023	EB2	EB2	1-5/8"	C	20.27	13	7.27	YES	YES	1008	539
85024	EB2	EB2	1-5/8"	C	28.77	17.25	11.52	YES	YES	1008	539
85025	EB2	S21	1-5/8"	C	23.02	14.01	9.01	YES	NO	1079	539
85026	ES136	S21	1-5/8"	C	23.02	14.01	9.01	YES	NO	1079	539
85027	S21	S21	1-5/8"	C	21.59	13.05	8.54	YES	NO	1008	539
85029	ES36	ES36	1-5/8"	C	20.54	13.11	7.43	YES	YES	1019	219
85030	ES36	ES36	1-5/8"	C	24.05	14.89	9.16	YES	YES	1019	219
85031	ES176	EB2	1-5/8"	C	25.63	15.87	9.76	YES	NO	941	257
85033	S21	EB3	1-5/8"	C	27.26	17.4	9.86	YES	YES	764	254
85036	ES36	ES36	1-5/8"	C	26.38	16.29	10.09	YES	YES	633	119

* Damping force, in pounds, to either extend or collapse the shock absorber at an average operating velocity. Fuerza de amortiguación en libras para extender o comprimir el amortiguador a una velocidad de operación promedio. La puissance d'amortissement en poids de l'amortisseur, soit comprimé, doit détendu, à une vitesse de fonctionnement moyenne.

† At bumper contact / Al contacto con el tope de goma / Au contact avec le butoir

‡ For GasSLX Series, forces are at the "Firm" (F) setting. / Para la serie GasSLX, las fuerzas están ajustadas en (F) "Firme". / Pour la série GasSLX, le réglage de la force est sur «Firme» (F)

**SPECIFICATIONS BY PART NUMBER
ESPECIFICACIONES POR NÚMERO DE PARTE
SPÉCIFICATIONS PAR NUMÉRO DE PIÈCE**

Gabriel	Mounting		Bore	External Diameter Illustration	Lengths			Dust Tube	Recoil Cutoff	Controls*	
	Upper	Lower			Extended	Collapsed	Stroke			Rebound	Compression
85040	EB3	EB3	1-5/8"	C	30.91	18.51	12.4	YES	NO	889	114
85042	EB3	EB3	1-5/8"	C	20.64	13.61	7.03	YES	YES	333	161
85043	ES36	ES36	1-5/8"	C	27.63	16.85	10.78	YES	YES	628	163
85044	ES36	ES36	1-5/8"	C	22.63	14.1	8.53	YES	NO	722	212
85045	ES36	ES36	1-5/8"	C	14.52	10.12	4.4	YES	YES	1020	219
85046	EB2	EB2	1-5/8"	C	27.55	16.62	10.93	YES	YES	1008	539
85047	EB2	EB2	1-5/8"	C	25.31	15.52	9.79	YES	YES	1008	539
85048	S21	S21	1-5/8"	C	29.16	16.88	12.28	YES	NO	432	106
85049	S21	S21	1-5/8"	C	25.53	15	10.53	YES	NO	597	107
85050	ES36	ES36	1-5/8"	C	23.28	14.5	9.03	YES	NO	525	138
85051	ES36	ES36	1-5/8"	C	18.54	12.13	6.41	YES	YES	1019	139
85052	ES36	ES36	1-5/8"	C	13.26	9.49	3.77	YES	YES	1429	335
85053	EB3	EB3	1-5/8"	C	24.69	15.52	9.17	YES	NO	1019	227
85054	EB2	EB2	1-5/8"	C	23.26	14.37	8.89	YES	NO	602	104
85055	EB2	EB2	1-5/8"	C	25.63	15.63	10	YES	NO	577	102
85056	S21	ES36	1-5/8"	C	20.15	12.87	7.28	YES	YES	732	114
85057	ES36	EB3	1-5/8"	C	21.45	14.23	7.22	YES	YES	1216	115
85058	ES36	ES36	1-5/8"	C	22.67	14.26	8.41	YES	YES	722	114
85059	ES36	EB3	1-5/8"	C	19.09	12.8	6.29	YES	YES	928	151
85060	ES36	ES36	1-5/8"	C	19.79	12.76	7.04	YES	YES	943	405
85061	ES161	ES162	1-5/8"	C	24.76	15.25	9.51	YES	YES	1216	195
85062	EB2	EB2	1-5/8"	C	19.76	12.6	7.16	YES	NO	523	199
85063	EB2	EB2	1-5/8"	C	32.01	18.85	13.16	YES	NO	762	174
85064	ES36	ES36	1-5/8"	C	16.02	10.75	5.27	YES	YES	1481	340
85065	ES161	S21	1-5/8"	C	28.05	17	11.05	YES	YES	1059	300
85066	ES161	ES162	1-5/8"	C	24.64	15.25	9.39	YES	YES	812	322
85067	ES174	ES136	1-5/8"	C	30.54	18.15	12.39	YES	YES	676	170
85069	S21	S21	1-5/8"	C	26.31	15.97	10.33	YES	YES	762	255
85070	ES174	EB3	1-5/8"	C	25.59	15.83	9.76	YES	NO	1100	310
85071	S21	S21	1-5/8"	C	25.57	15.02	10.55	YES	NO	610	107
85072	ES36	ES176	1-5/8"	C	24.17	14.81	9.36	YES	YES	1387	305
85078	ES36	ES36	1-5/8"	C	14.76	10.12	4.64	YES	YES	1409	282
85079	ES36	ES36	1-5/8"	C	12.04	8.87	3.17	YES	YES	1494	325
85080	ES175	S21	1-5/8"	C	22.51	13.77	8.74	YES	NO	447	138
85081	ES175	S21	1-5/8"	C	23.44	14.33	9.11	YES	YES	1658	250
85082	ES90	ES90	1-5/8"	C	28.6	20.64	7.97	YES	YES	1435	266
85083	ES162	S42	1-5/8"	C	27.81	16.53	11.28	YES	YES	1429	184
85084	ES174	ES136	1-5/8"	C	20.59	13.03	7.57	YES	NO	1145	407

* Damping force, in pounds, to either extend or collapse the shock absorber at an average operating velocity. Fuerza de amortiguación en libras para extender o comprimir el amortiguador a una velocidad de operación promedio. La puissance d'amortissement en poids de l'amortisseur, soit comprimé, doit détendu, à une vitesse de fonctionnement moyenne.

† At bumper contact / Al contacto con el tope de goma / Au contact avec le butoir

‡ For GasSLX Series, forces are at the "Firm" (F) setting. / Para la serie GasSLX, las fuerzas estan ajustada en (F) "Firme". / Pour la série GasSLX, le réglage de la force est sur «Firme» (F)

SPECIFICATIONS BY PART NUMBER
ESPECIFICACIONES POR NÚMERO DE PARTE
SPÉCIFICATIONS PAR NUMÉRO DE PIÈCE

Gabriel	Mounting		Bore	External Diameter Illustration	Lengths			Dust Tube	Recoil Cutoff	Controls*	
	Upper	Lower			Extended	Collapsed	Stroke			Rebound	Compression
85085	S21	S21	1-5/8"	C	24.95	14.67	10.23	YES	NO	970	101
85086	ES36	ES36	1-5/8"	C	17.55	11.63	5.92	YES	YES	2027	389
85087	ES36	ES176	1-5/8"	C	22.78	14.7	8.08	YES	YES	1568	403
85088	ES161	ES162	1-5/8"	C	25.31	15.52	9.79	YES	YES	616	178
85090	ES150	ES36	1-5/8"	C	25.31	15.52	9.79	YES	YES	943	99
85091	ES36	ES36	1-5/8"	C	21.38	13.56	7.82	YES	NO	1121	331
85092	ES150	S21	1-5/8"	C	21.95	15.04	6.89	YES	YES	1597	138
85097	ES36	ES36	1-5/8"	C	27.95	17.11	10.84	YES	YES	1086	109
85098	ES161	ES162	1-5/8"	C	24.64	15.24	9.4	YES	YES	747	158
85099	ES36	ES36	1-5/8"	C	26.02	15.93	10.09	YES	YES	1152	135
85102	ES36	ES136	1-5/8"	C	21.52	14.93	6.59	YES	YES	1224	342
85106	ES150	ES150	1-5/8"	C	20.03	12.89	7.14	YES	YES	1054	109
85109	ES36	ES195	1-5/8"	C	24.21	15.14	9.07	YES	YES	1123	149
85119	ES150	ES150	1-5/8"	C	21.39	13.81	7.68	YES	YES	1387	185
85120	ES175	ES175	1-5/8"	C	23.67	15.06	8.61	YES	NO	2083	519
85122	ES120	S21	1-5/8"	C	22.22	13.78	8.44	YES	YES	926	162
85123	ES120	S21	1-5/8"	C	21.49	13.26	8.23	YES	NO	1809	246
85124	S21	S21	1-5/8"	C	20.91	12.9	8.01	YES	YES	1086	222
85125	ES158	ES159	1-5/8"	C	26.9	16.64	10.26	YES	YES	1479	183
85126	ES158	S21	1-5/8"	C	21.76	13.63	8.13	YES	YES	1086	215
85180	ES150	ES36	1-5/8"	C	20.94	13.83	7.11	YES	YES	681	283
85181	ES150	ES150	1-5/8"	C	26.33	17.06	9.27	YES	YES	681	285
85182	S43	S43	1-5/8"	C	26.86	16.04	10.82	YES	NO	708	232
85188	ES161	ES162	1-5/8"	C	25.31	15.52	9.79	YES	YES	1074	255
85200	ES166	ES182	1-5/8"	C	21.18	13.71	7.48	YES	YES	878	141
85300	EB3	EB3	1-5/8"	D	17.98	12.21	5.78	YES	YES	1435	676
85301	EB3	EB3	1-5/8"	D	31.92	19.03	12.89	YES	NO	1442	455
85302	EB3	EB3	1-5/8"	D	22.75	14.61	8.14	YES	NO	836	253
85303	EB3	EB3	1-5/8"	D	24.76	15.48	9.29	YES	NO	1019	221
85304	EB3	EB3	1-5/8"	D	22.25	14.22	8.03	YES	NO	767	325
85305	EB3	EB3	1-5/8"	D	27.25	16.7	10.55	YES	NO	1120	225
85307	EB3	EB3	1-5/8"	D	23.98	15.08	8.89	YES	NO	1094	173
85308	EB3	EB3	1-5/8"	D	25.11	15.83	9.28	YES	YES	764	254
85310	S21	S21	1-5/8"	D	18.63	11.71	6.92	YES	YES	1379	578
85311	S21	EB3	1-5/8"	D	23.95	14.79	9.16	YES	YES	764	254
85312	EB3	S21	1-5/8"	D	23.68	14.8	8.88	YES	YES	717	111
85313	EB3	EB3	1-5/8"	D	26.26	16.35	9.91	YES	YES	717	111

* Damping force, in pounds, to either extend or collapse the shock absorber at an average operating velocity. Fuerza de amortiguación en libras para extender o comprimir el amortiguador a una velocidad de operación promedio. La puissance d'amortissement en poids de l'amortisseur, soit comprimé, doit détendu, à une vitesse de fonctionnement moyenne.

† At bumper contact / Al contacto con el tope de goma / Au contact avec le butoir

‡ For GasSLX Series, forces are at the "Firm" (F) setting. / Para la serie GasSLX, las fuerzas están ajustadas en (F) "Firme". / Pour la série GasSLX, le réglage de la force est sur «Firme» (F)

SPECIFICATIONS BY PART NUMBER
ESPECIFICACIONES POR NÚMERO DE PARTE
SPÉCIFICATIONS PAR NUMÉRO DE PIÈCE

Gabriel	Mounting		Bore	External Diameter Illustration	Lengths			Dust Tube	Recoil Cutoff	Controls*	
	Upper	Lower			Extended	Collapsed	Stroke			Rebound	Compression
85314	EB3	EB3	1-5/8"	D	26.49	16.46	10.03	YES	YES	1216	169
85315	EB3	EB3	1-5/8"	D	29.61	18.07	11.53	YES	NO	380	142
85316	S21	ES36	1-5/8"	D	20.61	12.82	7.8	YES	NO	943	443
85317	S21	EB3	1-5/8"	D	27.18	17.42	9.76	YES	YES	764	254
85318	S21	S21	1-5/8"	D	27.37	16.36	11.01	YES	YES	1372	192
85319	S21	ES150	1-5/8"	D	22.22	13.93	8.3	YES	YES	988	454
85320	EB3	EB3	1-5/8"	D	26.15	16.35	9.8	YES	NO	970	308
85321	ES36	ES36	1-5/8"	D	25.38	15.59	9.79	YES	YES	1435	676
85322	EB3	ES160	1-5/8"	D	15.26	11.85	3.41	YES	YES	764	162
85323	ES36	ES36	1-5/8"	D	17.36	11.58	5.78	YES	YES	1085	163
85324	S21	S21	1-5/8"	D	22.14	13.61	8.53	YES	NO	579	114
85325	S21	S21	1-5/8"	D	23.64	14.36	9.28	YES	NO	1024	240
85326	S21	S21	1-5/8"	D	19.64	12.36	7.28	YES	NO	799	142
85327	EB3	ES160	1-5/8"	D	16.01	12.1	3.91	YES	YES	764	162
85328	S21	S21	1-5/8"	D	25.64	15.36	10.28	YES	NO	930	383
85329	EB3	EB3	1-5/8"	D	24.52	15.48	9.04	YES	YES	1550	232
85330	EB3	S21	1-5/8"	D	22.44	14.16	8.28	YES	YES	1140	176
85331	ES158	ES159	1-5/8"	D	19.62	12.85	6.77	YES	YES	1757	396
85332	S42	ES36	1-5/8"	D	20.64	12.98	7.66	YES	YES	2351	967
85333	S42	ES36	1-5/8"	D	20.65	12.98	7.67	YES	YES	1241	534
85334	EB3	EB3	1-5/8"	D	14.52	10.48	4.04	YES	YES	1271	319
85335	ES158	ES159	1-5/8"	D	19.62	12.85	6.77	YES	YES	827	107
85336	S21	S21	1-5/8"	D	18.76	11.86	6.9	YES	NO	861	200
85337	ES36	ES36	1-5/8"	D	28.72	17.44	11.28	YES	YES	1318	374
85338	ES36	ES36	1-5/8"	D	19.47	12.68	6.79	YES	YES	1664	420
85339	EB3	EB3	1-5/8"	D	31.68	19.02	12.66	YES	YES	804	463
85340	ES188	S21	1-5/8"	D	26.46	15.85	10.61	YES	YES	1807	165
85341	ES188	S21	1-5/8"	D	30.96	18.1	12.86	YES	YES	1807	333
85342	S21	S21	1-5/8"	D	23.28	13.99	9.29	YES	NO	893	188
85343	S21	EB3	1-5/8"	D	22.96	14.79	8.17	YES	YES	858	289
85344	ES36	ES36	1-5/8"	D	13.22	9.45	3.77	YES	YES	1581	443
85345	ES36	ES36	1-5/8"	D	21.83	13.82	8.01	YES	YES	1093	219
85346	S21	S21	1-5/8"	D	22.12	13.48	8.64	YES	YES	2016	285
85347	S21	S21	1-5/8"	D	23.62	14.22	9.4	YES	YES	961	122
85351	S21	ES36	1-5/8"	D	20.61	12.82	7.79	YES	NO	1887	259
85376	EB3	EB3	1-5/8"	D	33.27	19.73	13.54	YES	NO	668	134
85377	ES182	ES182	1-5/8"	D	23.8	14.84	8.96	YES	YES	1937	570

* Damping force, in pounds, to either extend or collapse the shock absorber at an average operating velocity. Fuerza de amortiguación en libras para extender o comprimir el amortiguador a una velocidad de operación promedio. La puissance d'amortissement en poids de l'amortisseur, soit comprimé, doit détendu, à une vitesse de fonctionnement moyenne.

† At bumper contact / Al contacto con el tope de goma / Au contact avec le butoir

‡ For GasSLX Series, forces are at the "Firm" (F) setting. / Para la serie GasSLX, las fuerzas están ajustadas en (F) "Firme". / Pour la série GasSLX, le réglage de la force est sur «Firme» (F)

SPECIFICATIONS BY PART NUMBER
ESPECIFICACIONES POR NÚMERO DE PARTE
SPÉCIFICATIONS PAR NUMÉRO DE PIÈCE

Gabriel	Mounting		Bore	External Diameter Illustration	Lengths			Dust Tube	Recoil Cutoff	Controls*	
	Upper	Lower			Extended	Collapsed	Stroke			Rebound	Compression
85378	ES182	ES182	1-5/8"	D	23.8	14.84	8.96	YES	YES	1110	240
85379	EB3	S21	1-5/8"	D	22.69	14.4	8.29	YES	YES	1658	176
85380	EB3	S21	1-5/8"	D	23.95	14.79	9.15	YES	YES	1568	227
85382	ES36	ES36	1-5/8"	D	20.22	13.07	7.15	YES	YES	1658	420
85637	ES90	ES36	1-5/8"	G	20.74	13.19	7.55	YES	NO	2256	327
85638	ES179	ES179	1-5/8"	G	28.58	17.4	11.18	YES	YES	643	138
85639	ES90	ES36	1-5/8"	G	27.08	17.79	9.29	YES	NO	795	109
85642	ES177	ES90	1-5/8"	G	22.52	14.52	8	YES	YES	1920	309
85648	ES90	ES90	1-5/8"	G	22.28	13.97	8.31	YES	NO	761	247
85649	S62	ES34	1-5/8"	G	23.16	16.46	6.7	YES	NO	875	421
85650	ES136	ES34	1-5/8"	G	24.88	16.35	8.53	YES	NO	941	463
85656	ES90	ES90	1-5/8"	G	26.49	16.94	9.55	YES	YES	1225	274
85670	ES175	ES175	1-5/8"	G	23.19	14.67	8.52	YES	YES	591	176
85671	ES175	ES175	1-5/8"	G	21.02	13.8	7.22	YES	NO	3197	315
85672	ES177	ES161	1-5/8"	G	22.44	14.55	7.89	YES	YES	3051	245
85700	EB3	EB3	1-5/8"	D	26.09	16.58	9.51	YES	YES	1446	328
85701	S21	S21	1-5/8"	D	15.64	10.36	5.28	YES	YES	914	204
85702	EB3	EB3	1-5/8"	D	23.76	15.85	7.91	YES	YES	1093	825
85703	S21	EB3	1-5/8"	D	29.57	18.54	11.03	YES	YES	1435	186
85704	EB3	EB3	1-5/8"	D	28.75	18.72	10.03	YES	YES	1435	186
85705	S21	S21	1-5/8"	D	23.62	14.23	9.39	YES	YES	639	436
85706	S21	S21	1-5/8"	D	23.65	14.24	9.41	YES	YES	1086	696
85707	S21	S21	2-1/16"	D	23.65	14.4	9.25	YES	YES	1761	986
85708	S21	S21	1-5/8"	D	20.63	12.85	7.78	YES	YES	914	204
85709	S21	S21	1-5/8"	D	31.64	18.36	13.28	YES	YES	700	203
85710	S21	EB3	1-5/8"	D	23.45	15.1	8.34	YES	YES	994	248
85711	S21	EB3	1-5/8"	D	24.54	15.26	9.27	YES	YES	1435	208
85712	EB3	EB3	1-5/8"	D	20.5	13.47	7.04	YES	YES	1435	562
85713	EB3	EB3	1-5/8"	D	24.51	15.48	9.04	YES	YES	1157	180
85714	EB3	EB3	1-5/8"	D	25.13	15.85	9.28	YES	YES	1220	175
85715	EB3	EB3	1-5/8"	D	25.13	15.85	9.28	YES	YES	1915	200
85716	EB3	EB3	1-5/8"	D	21.99	14.33	7.66	YES	YES	1220	175
85717	EB3	EB3	1-5/8"	D	25.13	15.85	9.28	YES	YES	1915	200
85718	EB3	EB3	1-5/8"	D	22.13	15.04	7.09	YES	YES	2506	206
85719	EB3	EB3	1-5/8"	D	17.25	11.97	5.28	YES	YES	1517	213
85720	EB3	EB3	1-5/8"	D	20.5	13.47	7.03	YES	YES	1435	562
85722	S21	S21	1-5/8"	D	27.16	16.41	10.76	YES	YES	1264	369

* Damping force, in pounds, to either extend or collapse the shock absorber at an average operating velocity. Fuerza de amortiguación en libras para extender o comprimir el amortiguador a una velocidad de operación promedio. La puissance d'amortissement en poids de l'amortisseur, soit comprimé, doit détendu, à une vitesse de fonctionnement moyenne.

† At bumper contact / Al contacto con el tope de goma / Au contact avec le butoir

‡ For GasSLX Series, forces are at the "Firm" (F) setting. / Para la serie GasSLX, las fuerzas están ajustadas en (F) "Firme". / Pour la série GasSLX, le réglage de la force est sur «Firme» (F)

**SPECIFICATIONS BY PART NUMBER
ESPECIFICACIONES POR NÚMERO DE PARTE
SPÉCIFICATIONS PAR NUMÉRO DE PIÈCE**

Gabriel	Mounting		Bore	External Diameter Illustration	Lengths			Dust Tube	Recoil Cutoff	Controls*	
	Upper	Lower			Extended	Collapsed	Stroke			Rebound	Compression
85723	EB3	S21	1-5/8"	D	19.93	12.9	7.03	YES	YES	1318	248
85724	ES158	ES159	1-5/8"	D	22.81	14.51	8.3	YES	YES	1235	454
85727	S21	S21	1-5/8"	D	29.88	17.34	12.54	YES	YES	783	111
85728	S21	S21	1-5/8"	D	24.37	14.86	9.51	YES	YES	1435	510
85729	EB3	S21	1-5/8"	D	21.55	13.77	7.78	YES	YES	783	111
85730	EB3	EB3	1-5/8"	D	30.75	18.72	12.03	YES	YES	1517	293
85731	S21	EB3	1-5/8"	D	30.57	18.54	12.03	YES	YES	1517	293
85732	EB3	EB3	2-1/16"	E	22.13	15.11	7.03	YES	YES	2632	382
85733	EB3	S21	1-5/8"	D	23.57	14.73	8.84	YES	YES	717	111
85734	EB3	EB3	1-5/8"	D	20.73	13.7	7.03	YES	YES	1288	227
85735	EB3	EB3	1-5/8"	D	26.72	16.7	10.02	YES	YES	1288	227
85736	EB3	EB3	1-5/8"	D	23.61	15.2	8.41	YES	YES	1155	352
85737	ES173	ES173	1-5/8"	D	15.11	10.84	4.27	YES	YES	3066	782
85738	ES36	ES36	1-5/8"	D	17.46	11.69	5.77	YES	YES	1830	416
85739	ES187	ES187	1-5/8"	D	20.73	13.54	7.19	YES	YES	3247	334
85740	EB3	S21	1-5/8"	D	24.7	15.15	9.55	YES	YES	848	305
85745	S21	S21	1-5/8"	D	19.88	12.34	7.54	YES	YES	3064	231
85746	S21	S21	1-5/8"	D	19.88	12.34	7.54	YES	YES	1754	167
85900	S21	S21	1-5/8"	G	17.33	11.23	6.11	YES	YES	1467	337
85901	EB3	EB3	1-5/8"	G	29.09	17.68	11.42	YES	NO	1830	418
85902	S21	S21	1-5/8"	G	19.03	12.09	6.93	YES	YES	1441	267
85903	ES36	ES36	1-5/8"	G	31.99	19.13	12.86	YES	YES	666	113
85904	ES36	ES36	1-5/8"	G	27.61	16.88	10.73	YES	YES	666	113
85905	ES36	EB3	1-5/8"	G	23.81	16.16	7.66	YES	YES	1020	219
85906	ES36	ES36	1-5/8"	G	21.77	14.05	7.72	YES	YES	700	255
85907	ES36	EB3	1-5/8"	G	21.43	14.2	7.23	YES	YES	1216	251
85908	ES36	ES36	1-5/8"	G	18.48	12.25	6.23	YES	YES	1020	219
85909	ES36	ES36	1-5/8"	G	24.25	15.19	9.06	YES	YES	700	255
85910	ES36	ES36	1-5/8"	G	20.79	13.54	7.25	YES	YES	1074	219
85911	ES36	ES36	1-5/8"	G	16.89	11.53	5.36	YES	YES	1020	219
85912	EB3	ES36	1-5/8"	G	18.68	12.57	6.11	YES	YES	1020	219
85913	ES36	EB3	1-5/8"	G	22.56	15.2	7.36	YES	YES	1020	219
85914	ES36	ES36	1-5/8"	G	14.36	10.25	4.11	YES	YES	1020	219
85915	ES36	EB3	1-5/8"	G	19.06	12.7	6.36	YES	YES	1020	219
85916	ES36	ES36	1-5/8"	G	24.65	15.55	9.1	YES	YES	1149	219
85918	ES150	ES150	1-5/8"	G	22.97	14.58	8.39	YES	NO	1726	412
85919	ES36	ES36	1-5/8"	G	22.52	14.33	8.19	YES	YES	1265	121

* Damping force, in pounds, to either extend or collapse the shock absorber at an average operating velocity. Fuerza de amortiguación en libras para extender o comprimir el amortiguador a una velocidad de operación promedio. La puissance d'amortissement en poids de l'amortisseur, soit comprimé, doit détendu, à une vitesse de fonctionnement moyenne.

† At bumper contact / Al contacto con el tope de goma / Au contact avec le butoir

‡ For GasSLX Series, forces are at the "Firm" (F) setting. / Para la serie GasSLX, las fuerzas están ajustadas en (F) "Firme". / Pour la série GasSLX, le réglage de la force est sur «Firme» (F)

SPECIFICATIONS BY PART NUMBER
ESPECIFICACIONES POR NÚMERO DE PARTE
SPÉCIFICATIONS PAR NUMÉRO DE PIÈCE

Gabriel	Mounting		Bore	External Diameter Illustration	Lengths			Dust Tube	Recoil Cutoff	Controls*	
	Upper	Lower			Extended	Collapsed	Stroke			Rebound	Compression
85920	ES150	ES150	1-5/8"	G	21.16	13.57	7.59	YES	NO	845	49
85921	S21	ES36	1-5/8"	G	22.07	13.57	8.5	YES	NO	2053	339
85922	ES150	ES150	1-5/8"	G	21.19	13.53	7.66	YES	NO	878	185
85923	ES177	ES161	1-5/8"	G	22.52	14.52	8	YES	YES	1940	221
85924	ES90	ES36	1-5/8"	G	20.39	12.99	7.41	YES	NO	1036	122
85925	ES90	ES90	1-5/8"	G	22.56	15.6	6.95	YES	NO	761	144
85926	ES90	ES90	1-5/8"	G	26.5	17.96	8.54	YES	YES	1387	279
85927	ES90	ES90	1-5/8"	G	24.76	15.47	9.3	YES	YES	1288	388
85928	ES90	ES90	1-5/8"	G	20.31	13.24	7.07	YES	NO	957	229
85929	ES90	ES90	1-5/8"	G	20.28	13.21	7.08	YES	NO	2214	267
85930	ES177	ES161	1-5/8"	G	17.86	12	5.86	YES	YES	1617	342
85931	ES177	ES161	1-5/8"	G	22.52	14.52	8	YES	YES	1435	220
85932	ES178	ES150	1-5/8"	G	21.26	13.7	7.56	YES	YES	1102	430
85933	ES175	ES175	1-5/8"	G	18.27	12.72	5.54	YES	YES	1089	383
85934	ES36	ES36	1-5/8"	G	17.8	12.04	5.75	YES	YES	3511	1063
85935	S21	ES36	1-5/8"	G	18.7	11.92	6.78	YES	NO	1054	419
85936	ES174	S43	1-5/8"	G	17.27	11.48	5.79	YES	YES	1479	337
85937	ES174	S43	1-5/8"	G	19.04	12.35	6.7	YES	YES	1479	337
85938	ES36	ES36	1-5/8"	G	16.06	10.82	5.24	YES	YES	1581	432
85939	ES36	ES36	1-5/8"	G	14.44	10.04	4.41	YES	YES	1719	420
85953	ES90	ES90	1-5/8"	G	26.13	15.86	10.27	YES	NO	2001	153
85954	ES90	ES36	1-5/8"	G	20.43	13	7.43	YES	NO	1812	148
85955	ES175	ES150	1-5/8"	G	21.25	13.66	7.59	YES	YES	1034	397
85956	ES183	ES184	1-5/8"	G	30.65	18.77	11.88	YES	YES	979	373
85957	ES90	ES90	1-5/8"	G	20.78	13.19	7.6	YES	NO	1583	138
85958	ES150	ES150	1-5/8"	G	22.89	14.5	8.39	YES	YES	1926	281
85959	ES150	ES150	1-5/8"	G	21.16	13.57	7.59	YES	YES	1021	123
85961	ES178	ES176	1-5/8"	G	22.83	14.17	8.66	YES	YES	2206	240
85962	ES178	ES176	1-5/8"	G	21.8	13.66	8.15	YES	YES	2206	240
85963	ES90	ES36	1-5/8"	G	25.49	18.68	6.81	YES	YES	1490	206
85964	ES90	ES36	1-5/8"	G	25.49	18.68	6.81	YES	YES	1981	205
85965	ES178	ES161	1-5/8"	G	24.24	15.15	9.09	YES	YES	2206	238
85966	ES178	ES161	1-5/8"	G	23.25	14.64	8.62	YES	YES	2206	238
85967	ES178	ES176	1-5/8"	G	23.93	14.86	9.07	YES	YES	2206	238
85968	EB3	EB3	1-5/8"	G	19.87	13.39	6.48	YES	YES	1069	227
85969	ES90	ES36	1-5/8"	G	18.38	11.93	6.45	YES	NO	1612	125
85970	ES188	S21	1-5/8"	G	27.23	16.44	10.79	YES	YES	1092	147

* Damping force, in pounds, to either extend or collapse the shock absorber at an average operating velocity. Fuerza de amortiguación en libras para extender o comprimir el amortiguador a una velocidad de operación promedio. La puissance d'amortissement en poids de l'amortisseur, soit comprimé, soit détendu, à une vitesse de fonctionnement moyenne.

† At bumper contact / Al contacto con el tope de goma / Au contact avec le butoir

‡ For GasSLX Series, forces are at the "Firm" (F) setting. / Para la serie GasSLX, las fuerzas están ajustadas en (F) "Firme". / Pour la série GasSLX, le réglage de la force est sur «Firme» (F)

SPECIFICATIONS BY PART NUMBER
ESPECIFICACIONES POR NÚMERO DE PARTE
SPÉCIFICATIONS PAR NUMÉRO DE PIÈCE

Gabriel	Mounting		Bore	External Diameter Illustration	Lengths			Dust Tube	Recoil Cutoff	Controls*	
	Upper	Lower			Extended	Collapsed	Stroke			Rebound	Compression
85971	ES36	ES36	1-5/8"	G	22.56	14.17	8.39	YES	NO	2315	451
85972	ES36	ES36	1-5/8"	G	30.78	18.26	12.52	YES	NO	1493	261
85974	ES36	ES36	1-5/8"	G	26.02	16.11	9.91	YES	YES	3087	230
85975	ES36	ES36	1-5/8"	G	24.24	15.15	9.09	YES	YES	1658	219
85976	ES36	ES36	1-5/8"	G	29.92	18.12	11.8	YES	YES	582	138
85977	ES36	S42	1-5/8"	G	26.2	15.91	10.29	YES	YES	582	138
85978	ES179	ES179	1-5/8"	G	29.84	18.16	11.69	YES	YES	582	138
85979	ES36	ES36	1-5/8"	G	31.18	18.66	12.52	YES	YES	582	138
85980	ES179	ES179	1-5/8"	G	31.17	18.66	12.52	YES	YES	582	138
85984	ES158	ES150	1-5/8"	G	25.44	15.96	9.48	YES	YES	2248	1168
85985	ES174	S43	1-5/8"	G	19.04	12.31	6.73	YES	YES	2068	723
85986	ES175	ES150	1-5/8"	G	21.25	13.66	7.59	YES	YES	1754	221
85988	S21	EB3	1-5/8"	G	23.84	14.87	8.97	YES	YES	1200	138
85989	ES174	ES136	1-5/8"	G	20.78	13.15	7.63	YES	NO	1812	351
85994	ES90	ES36	1-5/8"	G	21.21	13.4	7.81	YES	NO	1824	263
85995	ES90	ES36	1-5/8"	G	23.5	14.52	8.98	YES	NO	1830	173
85998	ES90	ES90	1-5/8"	G	22.83	14.17	8.66	YES	NO	1345	178
85999	ES90	ES90	1-5/8"	G	19.84	12.79	7.05	YES	NO	2214	259
86200	ES194	ES194	45 MM	D	14.24	10.45	3.79	YES	YES	4238	688
86201	ES193	ES193	45 MM	D	13.26	9.94	3.32	YES	YES	4238	688
86202	ES193	ES193	45 MM	D	14.52	10.43	4.09	YES	YES	4238	688
86203	ES193	ES193	45 MM	D	16.88	11.61	5.27	YES	YES	4238	910
87000	S21	EB3	2-1/16"	E	24.46	15.21	9.25	YES	YES	1332	300
87001	EB3	EB3	2-1/16"	E	20.76	13.76	7	YES	YES	1158	190
87002	EB3	EB3	2-1/16"	E	23.5	15.41	8.09	YES	YES	879	203
87003	EB3	EB3	2-1/16"	E	26.26	16.51	9.75	YES	YES	1332	395
87004	EB3	EB3	2-1/16"	E	26.76	16.76	10	YES	YES	1158	190
87006	EB3	EB3	2-1/16"	E	23.75	15.25	8.5	YES	YES	1158	272
87007	S21	S21	2-1/16"	E	15.65	10.4	5.25	YES	YES	879	253
87011	S21	S21	2-1/16"	E	23.65	14.4	9.25	YES	YES	1750	1050
87012	S21	S21	2-1/16"	E	23.65	14.4	9.25	YES	YES	650	364
87013	S21	S21	2-1/16"	E	23.65	14.4	9.25	YES	YES	1075	585
87015	ES173	ES173	45MM	E	15.51	11.18	4.33	YES	YES	4950	900
87016	S21	EB3	2-1/16"	E	21.17	13.91	7.26	YES	YES	1808	238
87017	ES160	ES160	2-1/16"	E	23.35	15.31	8.07	YES	YES	1876	220
87018	ES36	ES36	2-1/16"	E	17.36	11.71	5.65	YES	YES	2479	1000
87019	ES160	ES160	2-1/16"	E	24.84	15.85	8.9	YES	YES	2972	665

* Damping force, in pounds, to either extend or collapse the shock absorber at an average operating velocity. Fuerza de amortiguación en libras para extender o comprimir el amortiguador a una velocidad de operación promedio. La puissance d'amortissement en poids de l'amortisseur, soit comprimé, doit détendu, à une vitesse de fonctionnement moyenne.

† At bumper contact / Al contacto con el tope de goma / Au contact avec le butoir

‡ For GasSLX Series, forces are at the "Firm" (F) setting. / Para la serie GasSLX, las fuerzas están ajustadas en (F) "Firme". / Pour la série GasSLX, le réglage de la force est sur «Firme» (F)

SPECIFICATIONS BY PART NUMBER
ESPECIFICACIONES POR NÚMERO DE PARTE
SPÉCIFICATIONS PAR NUMÉRO DE PIÈCE

Gabriel	Mounting		Bore	External Diameter Illustration	Lengths			Dust Tube	Recoil Cutoff	Controls*	
	Upper	Lower			Extended	Collapsed	Stroke			Rebound	Compression
89401	EB2	EB2	1-5/8"	G	28.41	17.16	11.25	YES	NO	665‡	194
89402	EB2	EB2	1-5/8"	G	24.41	15.16	9.25	YES	NO	874‡	206
89403	EB2	EB2	1-5/8"	G	26.86	17.16	9.7	YES	YES	929‡	281
89405	ES36	ES36	1-5/8"	G	26.3	16.57	9.73	YES	YES	1009‡	249
89406	ES36	ES36	1-5/8"	G	24.76	15.82	8.93	YES	YES	658‡	125
89407	ES36	ES36	1-5/8"	G	21.61	14.17	7.45	YES	YES	652‡	218
89408	EB2	EB2	1-5/8"	G	19.68	12.9	6.78	YES	NO	536‡	201
89409	EB2	EB2	1-5/8"	G	27.13	16.92	10.2	YES	YES	567‡	165
89410	EB3	EB3	1-5/8"	G	26.34	16.57	9.77	YES	NO	1185‡	182
89411	ES90	ES90	1-5/8"	G	25.39	16.06	9.34	YES	YES	436‡	186
89412	EB3	EB3	1-5/8"	G	24.26	15.68	8.58	YES	YES	1155‡	169
89413	EB2	EB2	1-5/8"	G	20.94	13.53	7.41	YES	NO	536‡	201
89414	ES36	ES36	1-5/8"	G	29.65	18.18	11.46	YES	YES	1045‡	217
89415	EB2	EB2	1-5/8"	G	20.12	13.29	6.83	YES	YES	1155‡	514
89416	EB2	EB2	1-5/8"	G	28.62	17.54	11.08	YES	YES	1155‡	514
89417	ES136	S21	1-5/8"	G	22.94	14.31	8.63	YES	NO	1226‡	515
89418	S21	S21	1-5/8"	G	21.44	13.19	8.25	YES	NO	1266‡	515
89419	EB3	EB3	1-5/8"	G	18.04	12.67	5.36	YES	YES	1352‡	636
89420	EB3	EB3	1-5/8"	G	22.8	14.8	8	YES	NO	862‡	258
89422	EB3	EB3	1-5/8"	G	25.12	16.3	8.83	YES	YES	794‡	253
89423	S21	S21	1-5/8"	G	18.67	12.21	6.46	YES	YES	1352‡	573
89424	S21	EB3	1-5/8"	G	23.73	15.14	8.59	YES	YES	794‡	253
89425	EB3	EB3	1-5/8"	G	26.5	16.93	9.57	YES	YES	1352‡	167
89426	S21	ES36	1-5/8"	G	20.46	13.05	7.41	YES	NO	926‡	419
89427	S21	EB3	1-5/8"	G	27.19	17.62	9.57	YES	YES	794‡	253
89428	S21	ES150	1-5/8"	G	22	14.27	7.72	YES	YES	958‡	446
89429	EB3	EB3	1-5/8"	G	26.22	16.57	9.65	YES	NO	941‡	266
89430	ES36	ES36	1-5/8"	G	24.61	15.66	8.94	YES	YES	1462‡	279
89431	ES36	ES36	1-5/8"	G	22.41	14.16	8.25	YES	NO	751‡	211
89432	ES36	ES36	1-5/8"	G	23.42	14.79	8.63	YES	NO	1507‡	561
89434	EB2	EB2	1-5/8"	G	27.12	16.79	10.33	YES	YES	1155‡	514
89435	EB2	EB2	1-5/8"	G	24.92	15.82	9.1	YES	YES	1155‡	514
89436	ES36	ES36	1-5/8"	G	17.24	12.04	5.2	YES	YES	998‡	217
89437	ES36	ES36	1-5/8"	G	20.12	13.42	6.7	YES	YES	1155‡	514
89438	EB2	EB2	1-5/8"	G	23.17	14.54	8.63	YES	NO	583‡	103
89439	EB2	EB2	1-5/8"	G	25.67	15.79	9.88	YES	NO	518‡	103
89440	ES36	ES36	1-5/8"	G	23.9	15.31	8.59	YES	YES	1498‡	561

* Damping force, in pounds, to either extend or collapse the shock absorber at an average operating velocity. Fuerza de amortiguación en libras para extender o comprimir el amortiguador a una velocidad de operación promedio. La puissance d'amortissement en poids de l'amortisseur, soit comprimé, doit détendu, à une vitesse de fonctionnement moyenne.

† At bumper contact / Al contacto con el tope de goma / Au contact avec le butoir

‡ For GasSLX Series, forces are at the "Firm" (F) setting. / Para la serie GasSLX, las fuerzas están ajustadas en (F) "Firme". / Pour la série GasSLX, le réglage de la force est sur «Firme» (F)

**SPECIFICATIONS BY PART NUMBER
ESPECIFICACIONES POR NÚMERO DE PARTE
SPÉCIFICATIONS PAR NUMÉRO DE PIÈCE**

Gabriel	Mounting		Bore	External Diameter Illustration	Lengths			Dust Tube	Recoil Cutoff	Controls*	
	Upper	Lower			Extended	Collapsed	Stroke			Rebound	Compression
89441	S21	ES36	1-5/8"	G	20.14	13.06	7.08	YES	YES	761‡	126
89442	EB3	EB3	1-5/8"	G	24.72	15.74	8.98	YES	NO	1055‡	224
89443	ES158	ES159	1-5/8"	G	22.19	14.66	7.53	YES	YES	1206‡	466
89446	EB2	EB2	1-5/8"	G	28.36	17.41	10.95	YES	YES	702‡	204
89447	S21	S21	1-5/8"	G	23.63	14.69	8.94	YES	YES	702‡	241
89448	ES161	ES162	1-5/8"	G	24.61	15.66	8.94	YES	YES	782‡	323
89449	ES150	ES150	1-5/8"	G	23.25	14.9	8.35	YES	NO	1519‡	324
89450	ES161	ES162	1-5/8"	G	24.61	15.66	8.94	YES	YES	1282‡	193
89451	ES174	ES136	1-5/8"	G	30.39	18.54	11.86	YES	YES	645‡	172
89453	ES178	ES150	1-5/8"	G	21.14	13.93	7.21	YES	YES	860‡	435
89454	ES175	ES175	1-5/8"	G	18.27	12.91	5.36	YES	YES	938‡	388
89455	S21	S21	1-5/8"	G	26.31	16.03	10.28	YES	YES	791‡	276
89456	ES174	S43	1-5/8"	G	17.04	11.63	5.4	YES	YES	975‡	377
89457	ES90	ES36	1-5/8"	G	19.92	13.02	6.89	YES	NO	941‡	156
89458	ES177	ES161	1-5/8"	G	22.48	14.6	7.88	YES	YES	1575‡	222
89459	ES174	EB3	1-5/8"	G	25.63	16.14	9.49	YES	NO	1179‡	314
89460	ES174	ES136	1-5/8"	G	20.58	13.03	7.55	YES	NO	997‡	384
89461	ES160	ES160	1-5/8"	G	19.96	13.58	6.38	YES	YES	897‡	103
89502	ES161	ES162	1-5/8"	G	24.61	15.66	8.94	YES	YES	1240‡	300
89503	ES150	ES150	1-5/8"	G	21.28	13.72	7.56	YES	NO	1033‡	123
G52131	S92	CL1			22.71	15.74	6.97				
G52591	S104	CL1			20.11	13.66	6.45				
G52592	S104	CL1			20.11	13.66	6.45				
G57206	TMT3S	CL1			22.71	15.74	6.97				
G57800	TMU2B1S	LP4			26.73	19.49	7.24				
G57801	TMU2B1S	LP4			26.73	19.49	7.24				
G57816	TMT3S	LP4			27.17	18.98	8.19				
G63183	EB4	EB4	1-3/8"		20.79	13.01	7.78				
G63299	EB1	EB1	1-3/8"		18.08	11.55	6.53				
G63306	ES24	ES24	1-3/8"		19.85	12.57	7.28				
G63347	ES31	ES35	1-3/8"		18.08	11.55	6.53				
G63350	S1	ES25	1-3/8"		18.82	11.79	7.03				
G63355	EB1	ES24	1-3/8"		14.98	9.95	5.03				
G63357	ES24	ES24	1-3/8"		14.98	9.95	5.03				
G63366	ES34	ES34	1-3/8"		23.26	14.23	9.03				
G63375	S12	BP7			14.14	9.11	5.03				
G63386	S36	ES25	1-3/8"		16.11	10.58	5.53				
G63387	S1	ES25	1-3/8"		23.32	14.04	9.28				

* Damping force, in pounds, to either extend or collapse the shock absorber at an average operating velocity. Fuerza de amortiguación en libras para extender o comprimir el amortiguador a una velocidad de operación promedio. La puissance d'amortissement en poids de l'amortisseur, soit comprimé, doit détendu, à une vitesse de fonctionnement moyenne.

† At bumper contact / Al contacto con el tope de goma / Au contact avec le butoir

‡ For GasSLX Series, forces are at the "Firm" (F) setting. / Para la serie GasSLX, las fuerzas están ajustadas en (F) "Firme". / Pour la série GasSLX, le réglage de la force est sur «Firme» (F)

SPECIFICATIONS BY PART NUMBER
ESPECIFICACIONES POR NÚMERO DE PARTE
SPÉCIFICATIONS PAR NUMÉRO DE PIÈCE

Gabriel	Mounting		Bore	External Diameter Illustration	Lengths			Dust Tube	Recoil Cutoff	Controls*	
	Upper	Lower			Extended	Collapsed	Stroke			Rebound	Compression
G63403	ES26	ES26	1-3/8"		24.58	14.8	9.78				
G63405	EB1	EB1	1-3/8"		20.01	12.48	7.53				
G63406	EB1	ES83	1-3/8"		22.98	13.95	9.03				
G63409	EB1	ES185	1-3/8"		21.48	13.2	8.28				
G63414	S36	ES41	1-3/8"		15.09	10.06	5.03				
G63419	EB1	EB1	1-3/8"		24.08	14.55	9.53				
G63432	S1	EB19	1-3/8"		21.11	12.83	8.28				
G63455	ES83	ES83	1-3/8"		22.98	13.95	9.03				
G63461	EB1	ES83	1-3/8"		25.51	15.23	10.28				
G63500	S36	ES25	1-3/8"		15.09	10.06	5.03				
G63511	S1	ES25	1-3/8"		22.45	13.42	9.03				
G63524	EB1	ES185	1-3/8"		27.08	16.05	11.03				
G63525	EB1	ES185	1-3/8"		22.98	13.95	9.03				
G63605	EB19	ES27	1-3/8"		24.24	14.71	9.53				
G63607	BP14	ES185	1-3/8"		25.58	15.3	10.28				
G63608	S36	EB1	1-3/8"		14.56	9.78	4.78				
G63610	S47	EB1	1-3/8"		21.95	13.17	8.78				
G63614	S36	EB1	1-3/8"		15.09	10.06	5.03				
G63622	S36	EB1	1-3/8"		15.32	10.29	5.03				
G63623	S36	ES83	1-3/8"		22.57	14.29	8.28				
G63624	S36	ES185	1-3/8"		20.17	12.64	7.53				
G63625	EB1	ES24	1-3/8"		22.56	13.78	8.78				
G63675	ES34	ES34			26.86	16.08	10.78				
G63676	ES69	ES69	1-3/8"		15.48	10.45	5.03				
G63678	S36	BP7	1-3/8"		18.09	13.56	4.53				
G63679	BP14	ES83	1-3/8"		25.01	14.98	10.03				
G63714	S62	BP7	1-3/8"		15.39	9.86	5.53				
G63716	S62	ES26	1-3/8"		16.39	9.86	6.53				
G63772	S36	BP10	1-3/8"		13.73	9.45	4.28				
G63773	EB1	ES185	1-3/8"		22.98	13.95	9.03				
G63775	EB1	ES185	1-3/8"		27.08	16.05	11.03				
G63778	S12	ES171	1-3/8"		24.55	14.52	10.03				
G63808	EB1	ES83	1-3/8"		28.86	17.08	11.78				
G63809	EB1	ES83	1-3/8"		22.98	13.95	9.03				
G63810	EB1	ES185	1-3/8"		31.6	18.57	13.03				
G63817	S12	ES60			15.8	11.02	4.78				
G63837	BP8	ES41	1-3/8"		28.23	17.95	10.28				
G63866	ES34	ES34	1-3/8"		22.81	14.12	8.69				

* Damping force, in pounds, to either extend or collapse the shock absorber at an average operating velocity. Fuerza de amortiguación en libras para extender o comprimir el amortiguador a una velocidad de operación promedio. La puissance d'amortissement en poids de l'amortisseur, soit comprimé, doit détendu, à une vitesse de fonctionnement moyenne.

† At bumper contact / Al contacto con el tope de goma / Au contact avec le butoir

‡ For GasSLX Series, forces are at the "Firm" (F) setting. / Para la serie GasSLX, las fuerzas están ajustadas en (F) "Firme". / Pour la série GasSLX, le réglage de la force est sur «Firme» (F)

**SPECIFICATIONS BY PART NUMBER
ESPECIFICACIONES POR NÚMERO DE PARTE
SPÉCIFICATIONS PAR NUMÉRO DE PIÈCE**

Gabriel	Mounting		Bore	External Diameter Illustration	Lengths			Dust Tube	Recoil Cutoff	Controls*	
	Upper	Lower			Extended	Collapsed	Stroke			Rebound	Compression
G63886	S38	ES34			20.8	13.36	7.44				
G63888	EB1	ES41			31.36	18.67	12.69				
G63893	S11	LU1			15.07	10.44	4.63				
G63894	S11	BP9			12.82	8.88	3.94				
G63895	S11	BP9			14.12	9.68	4.44				
G63896	BP14	ES34			22.36	13.92	8.44				
G63897	BP14	ES34			23.87	14.68	9.19				
G63929	S36	EB1	1-3/8"		14.72	9.71	5.01				
G63969	S62	ES34	1-3/8"		20.75	13.31	7.44				
G64009	S38	ES34			23.29	14.25	9.04				
G64010	EB1	ES83			26.94	16	10.94				
G64013	ES34	ES34			26.52	16.33	10.19				
G64042	ES18	ES18			14.92	10.55	4.37				
G64043	S61	BP38			14.09	9.68	4.41				
G64089	ES56	ES56			20.43	13.03	7.4				
G64121	ES34	ES34			25.35	16.17	9.18				
G64148	LU1	DS1			18.39	14.09	4.3				
G64149	ES34	ES34			24.57	16.14	8.43				
G64177	ES216	ES19			25.86	16.1	9.76				

* Damping force, in pounds, to either extend or collapse the shock absorber at an average operating velocity. Fuerza de amortiguación en libras para extender o comprimir el amortiguador a una velocidad de operación promedio. La puissance d'amortissement en poids de l'amortisseur, soit comprimé, doit détendu, à une vitesse de fonctionnement moyenne.

† At bumper contact / Al contacto con el tope de goma / Au contact avec le butoir

‡ For GasSLX Series, forces are at the "Firm" (F) setting. / Para la serie GasSLX, las fuerzas están ajustadas en (F) "Firme". / Pour la série GasSLX, le réglage de la force est sur «Firme» (F)

MOUNTING ACCESSORY PACKAGES AND COMPONENT PARTS
KITS DE ACCESORIOS Y COMPONENTES
ENSEMBLES D'ACCESSOIRES DE MONTURES ET DE PIÈCES DÉTACHÉES

140126	401006	1	Hex nut / Tuerca hexagonal / Écrou hexagonal	3/8" x 24 UNF thread
	401383	2	Retainer (washer) / Seguro (arandela) / Arrêt (rondelle)	3/8 in. I.D. x 1-1/2 in. O.D. x .093 in. thick
	402263	2	Bushing / Buje / Bague	7/8" centering lip for 3/8" O.D. stud
140149	401011	4	Bushing / Buje / Bague	EB2 style - for 1-3/4" O.D. eye ring - 3/4" diam. Stud
140169	401011	2	Bushing / Buje / Bague	EB2 style - for 1-3/4" O.D. eye ring - 3/4" diam. Stud
140357	401164	1	Hex nut / Tuerca hexagonal / Écrou hexagonal	1/2" x 20 UNF Thread
	401166	1	Lock washer / Arandela de seguridad / Rondelle-frein	1/2" lock washer
	401174	1	Hex nut / Tuerca hexagonal / Écrou hexagonal	5/8" x 18 thread
	401193	1	Lock washer / Arandela de seguridad / Rondelle-frein	5/8" I.D. (thin)
	401266	1	Retainer (washer) / Seguro (arandela) / Arrêt (rondelle)	5/8" I.D. x 1-1/4" O.D. x .075" thick
	402519	1	Retainer (washer) / Seguro (arandela) / Arrêt (rondelle)	1/2" I.D. x 1-1/4" O.D. x .104" thick
	403050	1	Stud / Perno / Goujon	1/2" x 20 and 5/8" x 18 thread
140455	401006	1	Hex nut / Tuerca hexagonal / Écrou hexagonal	3/8" x 24 UNF thread
	401008	2	Retainer (washer) / Seguro (arandela) / Arrêt (rondelle)	3/8 in. I.D. x 1-1/4 in. O.D. x .075 in. thick
	403489	2	Bushing / Buje / Bague	5/8" centering lip for 3/8" O.D. stud
140524	401006	1	Hex nut / Tuerca hexagonal / Écrou hexagonal	3/8" x 24 UNF thread
	401376	2	Retainer (washer) / Seguro (arandela) / Arrêt (rondelle)	3/8 in. I.D. x 1-3/8 in. O.D. x .089 in. thick
	402294	2	Bushing / Buje / Bague	5/8" lip for 3/8" dia. stud-5/8" or 7/8" holes
140526	403813	2	Boot / Bota / Gaine	
	403815	2	Cotter pin / Chaveta / Goupille	
	404046	2	Nut / Tuerca / Écrou	1/2" x 20 UNF Thread
140673	401006	1	Hex nut / Tuerca hexagonal / Écrou hexagonal	3/8" x 24 UNF thread
	401008	2	Retainer (washer) / Seguro (arandela) / Arrêt (rondelle)	3/8 in. I.D. x 1-1/4 in. O.D. x .075 in. thick
	403962	2	Bushing / Buje / Bague	1/2" centering lip for 3/8" O.D. stud
140689	401006	3	Hex nut / Tuerca hexagonal / Écrou hexagonal	3/8" x 24 UNF thread
	402263	2	Bushing / Buje / Bague	7/8" centering lip for 3/8" O.D. stud
	404001	2	Retainer (washer) / Seguro (arandela) / Arrêt (rondelle)	10 mm I.D. x 1-1/2" O.D. x .120" thick
140702	401174	1	Hex nut / Tuerca hexagonal / Écrou hexagonal	5/8" x 18 thread
	401184	1	Lock washer / Arandela de seguridad / Rondelle-frein	7/16" Lock washer
	401193	1	Lock washer / Arandela de seguridad / Rondelle-frein	5/8" I.D. (thin)
	402844	1	Hex nut / Tuerca hexagonal / Écrou hexagonal	7/16" x 20 UNF Thread
	403878	1	Washer / Arandela / Rondelle	0.453" I.D. x 1.25" O.D. x .075" thick
	404782	1	Stud / Perno / Goujon	5/8" x 18 and 7/16" x 20
140719	402653-001	2	Lock washer / Arandela de seguridad / Rondelle-frein	5/16" I.D. (med.)
	403870-001	2	Bolt / Tornillo / Boulon	Hex Head 5/16" x 18 x 3/4 in. long
	403871-001	2	Hex nut / Tuerca hexagonal / Écrou hexagonal	5/16" x 18 thread
140780	401006	1	Hex nut / Tuerca hexagonal / Écrou hexagonal	3/8" x 24 UNF thread
	402943	1	Retainer (washer) / Seguro (arandela) / Arrêt (rondelle)	0.457" I.D. x 1.68" O.D. x .120" thick
	403298	1	Retainer (washer) / Seguro (arandela) / Arrêt (rondelle)	0.390" I.D. x 1.68" O.D. x .120" thick
	403299	2	Bushing / Buje / Bague	7/8" centering lip for 7/16" O.D. stud
140857	401006	1	Hex nut / Tuerca hexagonal / Écrou hexagonal	3/8" x 24 UNF thread
	401008	1	Retainer (washer) / Seguro (arandela) / Arrêt (rondelle)	3/8 in. I.D. x 1-1/4 in. O.D. x .075 in. thick
	401383	1	Retainer (washer) / Seguro (arandela) / Arrêt (rondelle)	3/8 in. I.D. x 1-1/2 in. O.D. x .093 in. thick
	403489	2	Bushing / Buje / Bague	5/8" centering lip for 3/8" O.D. stud
	429680-030	1	Instruction sheet / Hoja de instr. / Feuillet d'instr.	
140884	401267	1	Retainer (washer) / Seguro (arandela) / Arrêt (rondelle)	5/8" I.D. x 1-1/4" O.D. x .075" thick
	402662	1	Spacer / Espaciador / Entretoise	5/8" I.D. x 1-1/4" O.D. x 1/4" thick
	412016	1	Extn nut / Tuerca ext. / Écrou ext.	7/16" x 20 UNF Thread
	427030	1	Instruction sheet / Hoja de instr. / Feuillet d'instr.	

MOUNTING ACCESSORY PACKAGES AND COMPONENT PARTS
KITS DE ACCESORIOS Y COMPONENTES
ENSEMBLES D'ACCESSOIRES DE MONTURES ET DE PIÈCES DÉTACHÉES

140885	401267	1	Retainer (washer) / Seguro (arandela) / Arrêt (rondelle)	5/8" I.D. x 1-1/4" O.D. x .075" thick
	402662	1	Spacer / Espaciador / Entretoise	5/8" I.D. x 1-1/4" O.D. x 1/4" thick
	403189	2	Spacer / Espaciador / Entretoise	1/2" I.D. x 1-1/4" O.D.
	411012	2	Sleeve / Camisa / Manchon	13 mm I.D. x 5/8 in. O.D. x 1-5/16 in. long
	412016	1	Extn nut / Tuerca ext. / Écrou ext.	7/16" x 20 UNF Thread
	427031	1	Instruction sheet / Hoja de instr. / Feuillet d'instr.	
140921	401006	1	Hex nut / Tuerca hexagonal / Écrou hexagonal	3/8" x 24 UNF thread
	401007	1	Pal nut / Tuerca de cierre / Écrou Pal	3/8" x 24 UNF thread
	401011	2	Bushing / Buje / Bague	EB2 style - for 1-3/4" O.D. eye ring - 3/4" diam. Stud
	401377	1	Retainer (washer) / Seguro (arandela) / Arrêt (rondelle)	1/2" I.D. x 1-3/8" O.D. x .075" thick
	401383	1	Retainer (washer) / Seguro (arandela) / Arrêt (rondelle)	3/8 in. I.D. x 1-1/2 in. O.D. x .093 in. thick
	402267	2	Bushing / Buje / Bague	9/16" centering lip for 7/16" O.D. stud
140947	401193	1	Lock washer / Arandela de seguridad / Rondelle-frein	5/8" I.D. (thin)
	404451	2	Hex nut / Tuerca hexagonal / Écrou hexagonal	16 x 1.5 metric thread
	404452	4	Retainer (washer) / Seguro (arandela) / Arrêt (rondelle)	5/8" I.D. x 2-3/4" O.D. x .180" thick
	404453	2	Sleeve / Camisa / Manchon	16 mm I.D. x 1-3/16" O.D. x 1-1/2" long
	404454	4	Bushing / Buje / Bague	1-3/16" centering lip for 13/16" O.D. stud
141041	401006	1	Hex nut / Tuerca hexagonal / Écrou hexagonal	3/8" x 24 UNF thread
	401376	2	Retainer (washer) / Seguro (arandela) / Arrêt (rondelle)	3/8 in. I.D. x 1-3/8 in. O.D. x .089 in. thick
	404652	2	Bushing / Buje / Bague	Used with 5/8" dia. hole or 7/8" dia. Hole
141045	401006	1	Hex nut / Tuerca hexagonal / Écrou hexagonal	3/8" x 24 UNF thread
	401377	1	Retainer (washer) / Seguro (arandela) / Arrêt (rondelle)	1/2" I.D. x 1-3/8" O.D. x .075" thick
	401383	1	Retainer (washer) / Seguro (arandela) / Arrêt (rondelle)	3/8 in. I.D. x 1-1/2 in. O.D. x .093 in. thick
	402284	2	Bushing / Buje / Bague	5/8" centering lip for 3/8" O.D. stud
141047	401006	1	Hex nut / Tuerca hexagonal / Écrou hexagonal	3/8" x 24 UNF thread
	401164	1	Hex nut / Tuerca hexagonal / Écrou hexagonal	1/2" x 20 UNF Thread
	401166	1	Lock washer / Arandela de seguridad / Rondelle-frein	1/2" lock washer
	401184	1	Lock washer / Arandela de seguridad / Rondelle-frein	7/16" Lock washer
	402844	1	Hex nut / Tuerca hexagonal / Écrou hexagonal	7/16" x 20 UNF Thread
	402943	1	Retainer (washer) / Seguro (arandela) / Arrêt (rondelle)	0.457" I.D. x 1.68" O.D. x .120" thick
	403298	1	Retainer (washer) / Seguro (arandela) / Arrêt (rondelle)	0.390" I.D. x 1.68" O.D. x .120" thick
	403299	2	Bushing / Buje / Bague	7/8" centering lip for 7/16" O.D. stud
	403877	1	Stud / Perno / Goujon	1/2" x 20 and 7/16" x 20
	403878	1	Washer / Arandela / Rondelle	0.453" I.D. x 1.25" O.D. x .075" thick
141083	401193	1	Lock washer / Arandela de seguridad / Rondelle-frein	5/8" I.D. (thin)
	404451	1	Hex nut / Tuerca hexagonal / Écrou hexagonal	16 x 1.5 metric thread
	404452	2	Retainer (washer) / Seguro (arandela) / Arrêt (rondelle)	5/8" I.D. x 2-3/4" O.D. x .180" thick
	404453	1	Sleeve / Camisa / Manchon	16 mm I.D. x 1-3/16" O.D. x 1-1/2" long
	404454	2	Bushing / Buje / Bague	1-3/16" centering lip for 13/16" O.D. stud
141108	401174	2	Hex nut / Tuerca hexagonal / Écrou hexagonal	5/8" x 18 thread
	405360	4	Retainer (washer) / Seguro (arandela) / Arrêt (rondelle)	5/8" I.D. x 2-3/16" O.D. x .120" thick
	405361-000	4	Bushing / Buje / Bague	1" centering lip for 5/8" O.D. stud (1.00" thick)
141137	402812	1	Sleeve / Camisa / Manchon	13 mm I.D. x 5/8 in. O.D. x 1-5/16 in. long
141138	401006	2	Hex nut / Tuerca hexagonal / Écrou hexagonal	3/8" x 24 UNF thread
	403489	4	Bushing / Buje / Bague	5/8" centering lip for 3/8" O.D. stud
	403575	4	Retainer (washer) / Seguro (arandela) / Arrêt (rondelle)	25/64" I.D. x 1-1/4" O.D. x .12" thick
	404949	4	Washer / Arandela / Rondelle	1/2" I.D. x 1-1/2" O.D. x .04" thick

MOUNTING ACCESSORY PACKAGES AND COMPONENT PARTS
KITS DE ACCESORIOS Y COMPONENTES
ENSEMBLES D'ACCESSOIRES DE MONTURES ET DE PIÈCES DÉTACHÉES

141168	401006	1	Hex nut / Tuerca hexagonal / Écrou hexagonal	3/8" x 24 UNF thread
	401008	1	Retainer (washer) / Seguro (arandela) / Arrêt (rondelle)	3/8 in. I.D. x 1-1/4 in. O.D. x .075 in. thick
	404350	1	Retainer (washer) / Seguro (arandela) / Arrêt (rondelle)	3/8 in. I.D. x 1-5/8 in. O.D. x .119 in. thick
	404985	1	Bushing / Buje / Bague	5/8" centering lip for 3/8" O.D. stud
	404986	1	Bushing / Buje / Bague	5/8" centering lip for 3/8" O.D. stud
	429680-015	1	Instruction sheet / Hoja de instr. / Feuillet d'instr.	
141247	401174	1	Hex nut / Tuerca hexagonal / Écrou hexagonal	5/8" x 18 thread
	401754	2	Bushing / Buje / Bague	EB3 - style for 2.39 in. O.D. eye ring - 1" diam. Stud
	405360	2	Retainer (washer) / Seguro (arandela) / Arrêt (rondelle)	5/8" I.D. x 2-3/16" O.D. x .120" thick
	405361	2	Bushing / Buje / Bague	1" centering lip for 5/8" O.D. stud
141349	401006	1	Hex nut / Tuerca hexagonal / Écrou hexagonal	3/8" x 24 UNF thread
	401007	1	Pal nut / Tuerca de cierre / Écrou Pal	3/8" x 24 UNF thread
	401376	2	Retainer (washer) / Seguro (arandela) / Arrêt (rondelle)	3/8 in. I.D. x 1-3/8 in. O.D. x .089 in. thick
	404652	2	Bushing / Buje / Bague	Used with 5/8" dia. hole or 7/8" dia. Hole
	429680-030	1	Instruction sheet / Hoja de instr. / Feuillet d'instr.	
141350	401006	1	Hex nut / Tuerca hexagonal / Écrou hexagonal	3/8" x 24 UNF thread
	401376	2	Retainer (washer) / Seguro (arandela) / Arrêt (rondelle)	3/8 in. I.D. x 1-3/8 in. O.D. x .089 in. thick
	402294	2	Bushing / Buje / Bague	5/8" lip for 3/8" dia. stud-5/8" or 7/8" holes
	411520	1	Jam nut / Contratuerca / Contre-Écrou	3/8" x 24 UNF thread
141353	401006	1	Hex nut / Tuerca hexagonal / Écrou hexagonal	3/8" x 24 UNF thread
	401007	1	Jam nut / Contratuerca / Contre-Écrou	3/8" x 24 UNF thread
	401383	2	Retainer (washer) / Seguro (arandela) / Arrêt (rondelle)	3/8 in. I.D. x 1-1/2 in. O.D. x .093 in. thick
	402263	2	Bushing / Buje / Bague	7/8" centering lip for 3/8" O.D. stud
141354	401006	1	Hex nut / Tuerca hexagonal / Écrou hexagonal	3/8" x 24 UNF thread
	401007	1	Pal nut / Tuerca de cierre / Écrou Pal	3/8" x 24 UNF thread
	404350	1	Retainer (washer) / Seguro (arandela) / Arrêt (rondelle)	3/8 in. I.D. x 1-5/8 in. O.D. x .119 in. thick
	404485	1	Retainer (washer) / Seguro (arandela) / Arrêt (rondelle)	0.453" I.D. x 1.63" O.D. x 0.120" thick
	404959	2	Bushing / Buje / Bague	3/4" centering lip for 7/16" O.D. stud
141356	401006	1	Hex nut / Tuerca hexagonal / Écrou hexagonal	3/8" x 24 UNF thread
	401007	1	Pal nut / Tuerca de cierre / Écrou Pal	3/8" x 24 UNF thread
	401008	2	Retainer (washer) / Seguro (arandela) / Arrêt (rondelle)	3/8 in. I.D. x 1-1/4 in. O.D. x .075 in. thick
	403962	2	Bushing / Buje / Bague	1/2" centering lip for 3/8" O.D. stud
141368	401006	1	Hex nut / Tuerca hexagonal / Écrou hexagonal	3/8" x 24 UNF thread
	401007	1	Jam nut / Contratuerca / Contre-Écrou	3/8" x 24 UNF thread
	401008	1	Retainer (washer) / Seguro (arandela) / Arrêt (rondelle)	3/8 in. I.D. x 1-1/4 in. O.D. x .075 in. thick
	401383	1	Retainer (washer) / Seguro (arandela) / Arrêt (rondelle)	3/8 in. I.D. x 1-1/2 in. O.D. x .093 in. thick
	403489	2	Bushing / Buje / Bague	5/8" centering lip for 3/8" O.D. stud
	429680-030	1	Instruction sheet / Hoja de instr. / Feuillet d'instr.	
141376	401006	1	Hex nut / Tuerca hexagonal / Écrou hexagonal	3/8 in.-24 thread
	401007	1	Pal nut / Tuerca de cierre / Écrou Pal	3/8" x 24 UNF thread
	401008	2	Retainer (washer) / Seguro (arandela) / Arrêt (rondelle)	3/8 in. I.D. x 1-1/4 in. O.D. x .075 in. thick
	403489	2	Bushing / Buje / Bague	5/8" centering lip for 3/8" O.D. stud
141439	401011	2	Bushing / Buje / Bague	EB2 style - for 1-3/4" O.D. eye ring - 3/4" diam. Stud
	411165	1	Lock nut / Contratuerca / Contre-Écrou	12 x 1.25 metric thread
	411445	2	Bushing / Buje / Bague	Flat Bushing for 9/16" O.D. stud
	411446	2	Retainer (washer) / Seguro (arandela) / Arrêt (rondelle)	3/4" I.D. x 1 7/8" O.D. x .047" thick
	411447	1	Retainer (washer) / Seguro (arandela) / Arrêt (rondelle)	9/16" I.D. x 1-3/4" O.D. x .087" thick
	412554	1	Retainer (washer) / Seguro (arandela) / Arrêt (rondelle)	0.485" O.D. x 1.76" O.D. x .089" thick

MOUNTING ACCESSORY PACKAGES AND COMPONENT PARTS
KITS DE ACCESORIOS Y COMPONENTES
ENSEMBLES D'ACCESSOIRES DE MONTURES ET DE PIÈCES DÉTACHÉES

141448	404715	1	Spacer / Espaciador / Entretoise	0.737" I.D x 1.75" O.D. x .120 thick
	411165	1	Lock nut / Contratuerca / Contre-Écrou	12 x 1.25 metric thread
	411445	2	Bushing / Buje / Bague	Flat Bushing for 9/16" O.D. stud
	411446	1	Retainer (washer) / Seguro (arandela) / Arrêt (rondelle)	3/4" I.D. x 1 7/8" O.D. x .047" thick
	411447	1	Washer / Arandela / Rondelle	9/16" I.D. x 1-3/4" O.D. x .087" thick
	412554	1	Retainer (washer) / Seguro (arandela) / Arrêt (rondelle)	0.485" O.D x 1.76" O.D. x .089" thick
141514	401006	1	Hex nut / Tuerca hexagonal / Écrou hexagonal	3/8" x 24 UNF thread
	401007	1	Pal nut / Tuerca de cierre / Écrou Pal	3/8" x 24 UNF thread
	401383	2	Retainer (washer) / Seguro (arandela) / Arrêt (rondelle)	3/8 in. I.D. x 1-1/2 in. O.D. x .093 in. thick
	404947	2	Bushing / Buje / Bague	3/8 in. I.D. x 1-3/16 in. x 9/16 in. thick
141537	401006	1	Hex nut / Tuerca hexagonal / Écrou hexagonal	3/8" x 24 UNF thread
	404350	2	Retainer (washer) / Seguro (arandela) / Arrêt (rondelle)	3/8 in. I.D. x 1-5/8 in. O.D. x .119 in. thick
	404985	2	Bushing / Buje / Bague	5/8" centering lip for 3/8" O.D. stud
141665	401006	1	Hex nut / Tuerca hexagonal / Écrou hexagonal	3/8" x 24 UNF thread
	402943	1	Retainer (washer) / Seguro (arandela) / Arrêt (rondelle)	0.457" I.D. x 1.68" O.D. x .120" thick
	403298	1	Retainer (washer) / Seguro (arandela) / Arrêt (rondelle)	0.390" I.D. x 1.68" O.D. x .120" thick
	404959	2	Bushing / Buje / Bague	3/4" centering lip for 7/16" O.D. stud
	411520	1	Jam nut / Contratuerca / Contre-Écrou	3/8" x 24 UNF thread
142036	411497	1	Lock nut / Contratuerca / Contre-Écrou	10 x 1.25 metric thread
142069	411165	2	Lock nut / Contratuerca / Contre-Écrou	12 x 1.25 metric thread
	411447	2	Washer / Arandela / Rondelle	9/16" I.D. x 1-3/4" O.D. x .087" thick
	412103	2	Retainer (washer) / Seguro (arandela) / Arrêt (rondelle)	9/16" I.D. x 1-3/4" O.D. x 1/4" thick
	412116	4	Bushing / Buje / Bague	Flat bushing for 9/16" O.D. Stud
	412554	2	Retainer (washer) / Seguro (arandela) / Arrêt (rondelle)	0.485" O.D x 1.76" O.D. x .089" thick
142095	411165	1	Lock nut / Contratuerca / Contre-Écrou	12 x 1.25 metric thread
	411447	2	Retainer (washer) / Seguro (arandela) / Arrêt (rondelle)	9/16" I.D. x 1-3/4" O.D. x .087" thick
	412103	1	Retainer (washer) / Seguro (arandela) / Arrêt (rondelle)	9/16" I.D. x 1-3/4" O.D. x 1/4" thick
	412116	2	Bushing / Buje / Bague	Flat bushing for 9/16" O.D. Stud
142280	411633	2	Bushing / Buje / Bague	0.810" centering lip for 7/16" O.D. stud
	411672	1	Retainer (washer) / Seguro (arandela) / Arrêt (rondelle)	0.410" I.D. x 2.05" O.D. x 0.175" thick
	412046	1	Lock nut / Contratuerca / Contre-Écrou	10 x 1.5 metric thread
	412479	1	Retainer (washer) / Seguro (arandela) / Arrêt (rondelle)	0.490" I.D. x 2.15" O.D. x 0.180" thick
142389	404287	2	Retainer (washer) / Seguro (arandela) / Arrêt (rondelle)	0.453" I.D x 1.50" O.D x 0.090" thick
	404947	2	Bushing / Buje / Bague	For 3/8" O.D. stud- no centering lip
	411497	1	Lock nut / Contratuerca / Contre-Écrou	10 x 1.25 metric thread
142592	402539	2	Bolt / Tornillo / Boulon	5/16" x 24 UNF thread x 1" long
	402573	2	Nut / Tuerca / Écrou	5/16" x 24 UNF thread
	402653	2	Lock washer / Arandela de seguridad / Rondelle-frein	5/16" Lock washer
	411385	2	Retainer (washer) / Seguro (arandela) / Arrêt (rondelle)	0.355" I.D x 0.74" O.D. x 0.075" thick
142615	401006	1	Hex nut / Tuerca hexagonal / Écrou hexagonal	3/8" x 24 UNF thread
	401376	1	Retainer (washer) / Seguro (arandela) / Arrêt (rondelle)	3/8 in. I.D. x 1-3/8 in. O.D. x .089 in. thick
	402943	1	Retainer (washer) / Seguro (arandela) / Arrêt (rondelle)	0.457" I.D. x 1.68" O.D. x .120" thick
	404652	2	Bushing / Buje / Bague	Used with 5/8" dia. hole or 7/8" dia. Hole
142617	401006	1	Hex nut / Tuerca hexagonal / Écrou hexagonal	3/8" x 24 UNF thread
	402943	1	Retainer (washer) / Seguro (arandela) / Arrêt (rondelle)	0.457" I.D. x 1.68" O.D. x .120" thick
	403298	1	Retainer (washer) / Seguro (arandela) / Arrêt (rondelle)	0.390" I.D. x 1.68" O.D. x .120" thick
	412661	2	Bushing / Buje / Bague	0.790" centering lip for 7/16" O.D. stud

MOUNTING ACCESSORY PACKAGES AND COMPONENT PARTS
KITS DE ACCESORIOS Y COMPONENTES
ENSEMBLES D'ACCESSOIRES DE MONTURES ET DE PIÈCES DÉTACHÉES

142656	411165	1	Lock nut / Contratuerca / Contre-Écrou	12 x 1.25 metric thread
	411446	1	Retainer (washer) / Seguro (arandela) / Arrêt (rondelle)	3/4" I.D. x 1 7/8" O.D. x .047" thick
	411447	1	Retainer (washer) / Seguro (arandela) / Arrêt (rondelle)	9/16" I.D. x 1-3/4" O.D. x .087" thick
	412103	1	Retainer (washer) / Seguro (arandela) / Arrêt (rondelle)	9/16" I.D. x 1-3/4" O.D. x 1/4" thick
	412116	2	Bushing / Buje / Bague	Flat bushing for 9/16" O.D. Stud
	412554	1	Retainer (washer) / Seguro (arandela) / Arrêt (rondelle)	0.485" O.D x 1.76" O.D. x .089" thick
142657	411165	2	Lock nut / Contratuerca / Contre-Écrou	12 x 1.25 metric thread
	411446	2	Retainer (washer) / Seguro (arandela) / Arrêt (rondelle)	3/4" I.D. x 1 7/8" O.D. x .047" thick
	411447	2	Retainer (washer) / Seguro (arandela) / Arrêt (rondelle)	9/16" I.D. x 1-3/4" O.D. x .087" thick
	412103	2	Retainer (washer) / Seguro (arandela) / Arrêt (rondelle)	9/16" I.D. x 1-3/4" O.D. x 1/4" thick
	412116	4	Bushing / Buje / Bague	Flat bushing for 9/16" O.D. Stud
	412554	2	Retainer (washer) / Seguro (arandela) / Arrêt (rondelle)	0.485" O.D x 1.76" O.D. x .089" thick
142700	401006	1	Hex nut / Tuerca hexagonal / Écrou hexagonal	3/8" x 24 UNF thread
	402943	1	Retainer (washer) / Seguro (arandela) / Arrêt (rondelle)	0.457" I.D. x 1.68" O.D. x .120" thick
	403298	1	Retainer (washer) / Seguro (arandela) / Arrêt (rondelle)	0.390" I.D. x 1.68" O.D. x .120" thick
	404959	2	Bushing / Buje / Bague	3/4" centering lip for 7/16" O.D. stud
	411520	1	Jam nut / Contratuerca / Contre-Écrou	3/8" x 24 UNF thread
	412682	1	Sleeve / Camisa / Manchon	0.479" I.D. x 0.548" O.D. x 1.48" long
	429680-008	1	Instruction sheet / Hoja de instr. / Feuillet d'instr.	
142731	411165	1	Lock nut / Contratuerca / Contre-Écrou	12 x 1.25 metric thread
	411447	1	Retainer (washer) / Seguro (arandela) / Arrêt (rondelle)	9/16" I.D. x 1-3/4" O.D. x .087" thick
	412554	1	Retainer (washer) / Seguro (arandela) / Arrêt (rondelle)	0.485" O.D x 1.76" O.D. x .089" thick
	412675	2	Bushing / Buje / Bague	0.950" centering lip for 9/16" O.D. stud
142973	411633	2	Bushing / Buje / Bague	0.810" centering lip for 7/16" O.D. stud
	411672	1	Retainer (washer) / Seguro (arandela) / Arrêt (rondelle)	0.410" I.D. x 2.05" O.D. x 0.175" thick
	412046	1	Lock nut / Contratuerca / Contre-Écrou	10 x 1.5 metric thread
	412479	1	Retainer (washer) / Seguro (arandela) / Arrêt (rondelle)	0.490" I.D. x 2.15" O.D. x 0.180" thick
142976	401174	1	Hex nut / Tuerca hexagonal / Écrou hexagonal	5/8" x 18 thread
	405360	2	Retainer (washer) / Seguro (arandela) / Arrêt (rondelle)	5/8" I.D. x 2-3/16" O.D. x .120" thick
	405361-000	2	Bushing / Buje / Bague	1" centering lip for 5/8" O.D. stud (1.00" thick)
	429680-031	1	Instruction sheet / Hoja de instr. / Feuillet d'instr.	
142998	404452	2	Retainer (washer) / Seguro (arandela) / Arrêt (rondelle)	5/8" I.D. x 2-3/4" O.D. x .180" thick
	404454	2	Bushing / Buje / Bague	1-3/16" centering lip for 13/16" O.D. stud
	405862	1	Self locking nut / Tuerca de seguridad / Écrou indesserrable	5/8" x 18 thread
	412872	1	Sleeve / Camisa / Manchon	0.643" I.D. x .815" O.D. x 1.44" long
143000	404695	1	Retainer (washer) / Seguro (arandela) / Arrêt (rondelle)	0.709" centering lip x 1.97" O.D. x .060" thick
	404715	1	Spacer / Espaciador / Entretoise	0.737" I.D x 1.75" O.D. x .120 thick
	411165	1	Lock nut / Contratuerca / Contre-Écrou	12 x 1.25 metric thread
	411447	1	Retainer (washer) / Seguro (arandela) / Arrêt (rondelle)	9/16" I.D. x 1-3/4" O.D. x .087" thick
	412116	2	Bushing / Buje / Bague	Flat bushing for 9/16" O.D. Stud
	412554	1	Retainer (washer) / Seguro (arandela) / Arrêt (rondelle)	0.485" O.D x 1.76" O.D. x .089" thick
	429680-033	1	Instruction sheet / Hoja de instr. / Feuillet d'instr.	
143078	401006	1	Hex nut / Tuerca hexagonal / Écrou hexagonal	3/8" x 24 UNF thread
	404969	1	Sleeve / Camisa / Manchon	0.400" I.D. x .620" O.D. x 1.48" long
	412554	2	Retainer (washer) / Seguro (arandela) / Arrêt (rondelle)	0.485" O.D x 1.76" O.D. x .089" thick
	412675	2	Bushing / Buje / Bague	0.950" centering lip for 9/16" O.D. stud
143146	411165	1	Lock nut / Contratuerca / Contre-Écrou	12 x 1.25 metric thread
	411447	2	Retainer (washer) / Seguro (arandela) / Arrêt (rondelle)	9/16" I.D. x 1-3/4" O.D. x .087" thick
	412675	2	Bushing / Buje / Bague	0.950" centering lip for 9/16" O.D. stud

MOUNTING ACCESSORY PACKAGES AND COMPONENT PARTS
KITS DE ACCESORIOS Y COMPONENTES
ENSEMBLES D'ACCESSOIRES DE MONTURES ET DE PIÈCES DÉTACHÉES

145054	401174	1	Hex nut / Tuerca hexagonal / Écrou hexagonal	5/8 in. -18 thread
	401175	1	Lock washer / Arandela de seguridad / Rondelle-frein	
	405360	2	Retainer (washer) / Seguro (arandela) / Arrêt (rondelle)	5/8" I.D. x 2-3/16" O.D. x .120" thick
	405361-000	2	Bushing / Buje / Bague	1" centering lip for 5/8" O.D. stud (1.00" thick)
145075	401750	1	Retainer (washer) / Seguro (arandela) / Arrêt (rondelle)	3/4" I.D. x 2-3/8" O.D. x .105" thick
	401752	1	Retainer (washer) / Seguro (arandela) / Arrêt (rondelle)	1" I.D. x 2-3/8" O.D. x .105" thick
	401754	2	Bushing / Buje / Bague	EB3 - style for 2.39 in. O.D. eye ring - 1" diam. Stud
	405360	2	Retainer (washer) / Seguro (arandela) / Arrêt (rondelle)	5/8" I.D. x 2-3/16" O.D. x .120" thick
	405361-000	2	Bushing / Buje / Bague	1" centering lip for 5/8" O.D. stud (1.00" thick)
145080	401011	2	Bushing / Buje / Bague	EB2 style - for 1-3/4" O.D. eye ring - 3/4" diam. Stud
	401429	1	Retainer (washer) / Seguro (arandela) / Arrêt (rondelle)	1/2" I.D. x 1-5/8" O.D. x .090" thick
	401430	1	Retainer (washer) / Seguro (arandela) / Arrêt (rondelle)	3/4" I.D. x 1-5/8" O.D. x .090" thick
145089-000	405360	2	Retainer (washer) / Seguro (arandela) / Arrêt (rondelle)	5/8" I.D. x 2-3/16" O.D. x .120" thick
	405361-000	2	Bushing / Buje / Bague	1" centering lip for 5/8" O.D. stud (1.00" thick)
	405862	1	Self locking nut / Tuerca de seguridad / Écrou indesserrable	5/8" x 18 thread
145089-200	405360	2	Retainer (washer) / Seguro (arandela) / Arrêt (rondelle)	5/8" I.D. x 2-3/16" O.D. x .120" thick
	405361-100	2	Bushing / Buje / Bague	1" centering lip for 5/8" O.D. stud (0.75" thick)
	415196-001	1	Nylon lock nut / Contratuerca / Contre-Écrou	5/8" x 18 thread
145090	405643	1	Sleeve / Camisa / Manchon	0.645" I.D. x 0.810" O.D. x 2.00" long
	405859	2	Bushing / Buje / Bague	0.815" I.D. x 2.35" O.D. x 1.05" thick with 1.15" centering lip
	405860	2	Retainer (washer) / Seguro (arandela) / Arrêt (rondelle)	0.650" I.D. x 2.75" O.D. x .180" thick
	405862	1	Self locking nut / Tuerca de seguridad / Écrou indesserrable	5/8" x 18 thread
	424276	1	Instruction sheet / Hoja de instr. / Feuillet d'instr.	
145093	401750	2	Retainer (washer) / Seguro (arandela) / Arrêt (rondelle)	3/4" I.D. x 2-3/8" O.D. x .105" thick
	401752	2	Retainer (washer) / Seguro (arandela) / Arrêt (rondelle)	1" I.D. x 2-3/8" O.D. x .105" thick
	401754	4	Bushing / Buje / Bague	EB3 - style for 2.39 in. O.D. eye ring - 1" diam. Stud
145099	401174	1	Hex nut / Tuerca hexagonal / Écrou hexagonal	5/8" x 18 thread
	401175	1	Lock washer / Arandela de seguridad / Rondelle-frein	
	401754	2	Bushing / Buje / Bague	EB3 - style for 2.39 in. O.D. eye ring - 1" diam. Stud
	405360	2	Retainer (washer) / Seguro (arandela) / Arrêt (rondelle)	5/8" I.D. x 2-3/16" O.D. x .120" thick
	405361-000	2	Bushing / Buje / Bague	1" centering lip for 5/8" O.D. stud (1.00" thick)
	424274	1	Instruction sheet / Hoja de instr. / Feuillet d'instr.	
145112	401164	1	Hex nut / Tuerca hexagonal / Écrou hexagonal	1/2" x 20 UNF Thread
	401165	1	Lock washer / Arandela de seguridad / Rondelle-frein	1/2" lock washer
	405360	1	Retainer (washer) / Seguro (arandela) / Arrêt (rondelle)	5/8" I.D. x 2-3/16" O.D. x .120" thick
	405361-000	2	Bushing / Buje / Bague	1" centering lip for 5/8" O.D. stud (1.00" thick)
	405934	1	Retainer (washer) / Seguro (arandela) / Arrêt (rondelle)	0.530" I.D. x 2-3/16" O.D. x .120" thick
145116	401750	1	Retainer (washer) / Seguro (arandela) / Arrêt (rondelle)	3/4" I.D. x 2-3/8" O.D. x .105" thick
	401752	1	Retainer (washer) / Seguro (arandela) / Arrêt (rondelle)	1" I.D. x 2-3/8" O.D. x .105" thick
	415169	2	Bushing / Buje / Bague (Durometer 80)	EB3 - style for 2.39 in. O.D. eye ring - 1" diam. Stud
145123	405360	2	Retainer (washer) / Seguro (arandela) / Arrêt (rondelle)	5/8" I.D. x 2-3/16" O.D. x .120" thick
	405862	1	Self locking nut / Tuerca de seguridad / Écrou indesserrable	5/8" x 18 thread
	415017-001	2	Bushing / Buje / Bague	1" centering lip for a 5/8" O.D. stud
145126	401750	2	Retainer (washer) / Seguro (arandela) / Arrêt (rondelle)	3/4" I.D. x 2-3/8" O.D. x .105" thick
	401754	2	Bushing / Buje / Bague	EB3 - style for 2.39 in. O.D. eye ring - 1" diam. Stud
	403752	1	Sleeve / Camisa / Manchon	3/4" I.D. x 15/16" O.D. x 1-3/4" long
	415277	1	Spacer / Espaciador / Entretoise	1-3/16" I.D. x 1-1/4" O.D. x .200" thick
	424281	1	Instruction sheet / Hoja de instr. / Feuillet d'instr.	

MOUNTING ACCESSORY PACKAGES AND COMPONENT PARTS
KITS DE ACCESORIOS Y COMPONENTES
ENSEMBLES D'ACCESSOIRES DE MONTURES ET DE PIÈCES DÉTACHÉES

145128	405360	2	Retainer (washer) / Seguro (arandela) / Arrêt (rondelle)	5/8" I.D. x 2-3/16" O.D. x .120" thick
	405361-000	2	Bushing / Buje / Bague	1" centering lip for 5/8" O.D. stud (1.00" thick)
	415196-001	1	Nylon lock nut / Contratuerca / Contre-Écrou	5/8" x 18 thread
145132	415305-000	2	Rubber spacer / Espaciador de goma / Entretoise de caout.	0.910" I.D. x 1.58" O.D. x 1.1" long
	415305-001	2	Rubber spacer / Espaciador de goma / Entretoise de caout.	0.910" I.D. x 1.58" O.D. x 0.427" long
	424282	1	Instruction sheet / Hoja de instr. / Feuillet d'instr.	
145140	405360	2	Retainer (washer) / Seguro (arandela) / Arrêt (rondelle)	5/8" I.D. x 2-3/16" O.D. x .120" thick
	405862	1	Self locking nut / Tuerca de seguridad / Écrou indesserrable	5/8" x 18 thread
	415326-001	2	Urethane bushing / Buje de uretano / Bague urÉthane	1" centering lip for 5/8" O.D. stud (replacing Bushing P/N 415017)
145143	415305-001	2	Rubber spacer / Espaciador de goma / Entretoise de caout.	0.910" I.D. x 1.58" O.D. x 0.427" long
	424284	1	Instruction sheet / Hoja de instr. / Feuillet d'instr.	
145144	415305-000	2	Rubber spacer / Espaciador de goma / Entretoise de caout.	0.910" I.D. x 1.58" O.D. x 1.1" long
	424284	1	Instruction sheet / Hoja de instr. / Feuillet d'instr.	
145147	401429	1	Retainer (washer) / Seguro (arandela) / Arrêt (rondelle)	1/2" I.D. x 1-5/8" O.D. x .090" thick
	401430	1	Retainer (washer) / Seguro (arandela) / Arrêt (rondelle)	3/4" I.D. x 1-5/8" O.D. x .090" thick
145148	401750	1	Retainer (washer) / Seguro (arandela) / Arrêt (rondelle)	3/4" I.D. x 2-3/8" O.D. x .105" thick
	401752	1	Retainer (washer) / Seguro (arandela) / Arrêt (rondelle)	1" I.D. x 2-3/8" O.D. x .105" thick
145149	401265	1	Retainer (washer) / Seguro (arandela) / Arrêt (rondelle)	1/2" I.D. x 1-1/4" O.D. x .075" thick
	401266	1	Retainer (washer) / Seguro (arandela) / Arrêt (rondelle)	5/8" I.D. x 1-1/4" O.D. x .075" thick
145168	405643-100	1	Sleeve / Camisa / Manchon	0.645" I.D x 0.810" O.D. x 1.50" long
	405859-100	2	Bushing / Buje / Bague	0.815" I.D. x 2.35" O.D x 0.800" thick with 1.15" centering lip
	405860	2	Retainer (washer) / Seguro (arandela) / Arrêt (rondelle)	0.650" I.D. x 2.75" O.D. x .180" thick
	405862	1	Self locking nut / Tuerca de seguridad / Écrou indesserrable	5/8" x 18 thread
	424276	1	Instruction sheet / Hoja de instr. / Feuillet d'instr.	
145177	401754	2	Bushing / Buje / Bague	EB3 - style for 2.39 in. O.D. eye ring - 1" diam. Stud
	406422-000	2	Retainer (washer) / Seguro (arandela) / Arrêt (rondelle)	22 mm I.D. x 60.2 mm O.D. x 2.7 mm thick
	415010-802	1	Sleeve / Camisa / Manchon	22 mm I.D. x 1.00" O.D. x 1-3/4" long
	424296-000	1	Instruction sheet / Hoja de instr. / Feuillet d'instr.	
145178	404452	2	Retainer (washer) / Seguro (arandela) / Arrêt (rondelle)	5/8" I.D. x 2-3/4" O.D. x .180" thick
	404454	2	Bushing / Buje / Bague	1-3/16" centering lip for 13/16" O.D. stud
	412872	1	Sleeve / Camisa / Manchon	0.643" I.D. x .815" O.D. x 1.44" long
	415196-001	1	Nylon lock nut / Contratuerca / Contre-Écrou	5/8" x 18 thread
401011		1	Bushing / Buje / Bague	EB2 style - for 1-3/4" O.D. eye ring - 3/4" diam. Stud - Replaced by TR0027
401754		1	Bushing / Buje / Bague	EB3 - style for 2.39 in. O.D. eye ring - 1" diam. Stud
404702		1	Bushing / Buje / Bague	EB1 style - 1 pc Spool shaped bushing (5/8" I.D.)
405360		1	Retainer (washer) / Seguro (arandela) / Arrêt (rondelle)	5/8" I.D. x 2-3/16" O.D. x .120" thick
405361-000		1	Bushing / Buje / Bague	1" centering lip for 5/8" O.D. stud (1.00" thick)
406422		1	Retainer (washer) / Seguro (arandela) / Arrêt (rondelle)	22 mm I.D. x 60.2 mm O.D. x 2.7 mm thick
415010-802		1	Sleeve / Camisa / Manchon	22 mm I.D. x 1.00" O.D. x 1-3/4" long
415015-001		1	Urethane bushing / Buje de uretano / Bague urÉthane	EB3 - style for 2.39 in. O.D. eye ring - 1" diam. Stud
415017		1	Urethane bushing / Buje de uretano / Bague urÉthane	1" centering lip for 5/8" O.D. stud
415025-001		1	Urethane bushing / Buje de uretano / Bague urÉthane	EB2 style for 1-3/4" O.D. eye ring - 3/4" diam. Stud
415326-001		1	Urethane bushing / Buje de uretano / Bague urÉthane	1" centering lip for 5/8" O.D. stud (replacing Bushing P/N 415017)
TR0027		1	Bushing / Buje / Bague	EB2 style - for 1-3/4" O.D. eye ring - 3/4" diam. Stud - (Replaces 401011)

MOUNTING ACCESSORY PACKAGES - BUYER'S GUIDE
KITS DE ACCESORIOS – GUÍA DEL COMPRADOR
ENSEMBLE D'ACCESSOIRES POUR LA FIXATION - GUIDE DE L'ACHETEUR

Kit #	Gabriel #
140126	83027
	G63350
	G63359
	G63360
	G63387
	G63457
	G63881
140149	83200
	83216
	83219
	83308
	83309
	83312
	83314
	85023
	85024
	85046
	85047
	89401
	89402
	89403
	89409
	89415
	89416
89434	
89435	
G63494	
G63510	
140169	85025
	G63432
	G63605
	G63616
	G63708
140357	G63349
	G63438
140455	83003
	83005
	83014
	83015
	83400
	G63421
	G63798
	G63860

Kit #	Gabriel #
	G63862
	G63950
140524	83161
	G63479
	G63484
	G63491
	G63611
	G63635
140673	G63900
	G63937
140702	83007
	83303
	83304
	G63355
	G63394
	G63625
140719	G63607
	G63679
140780	83018
	83019
	83041
	83045
	83050
	83058
	83105
	83114
	83162
	83177
	G63386
	G63396
	G63414
	G63416
	G63445
	G63447
	G63500
	G63603
	G63608
	G63614
	G63621
	G63624
	G63929
140857	G63902

Kit #	Gabriel #
140884	G63405
140885	G63299
140921	G63548
	G63726
141041	83515
	83518
	G63444
	G63889
	G64004
	G64005
	G64006
	G64007
141047	G63410
	G63446
141083	83301
	83317
	83318
	83613
141108	85310
	89423
	89447
	89455
141137	G63377
	G63492
	G63712
141138	G63187
	G63398
141247	85311
	85312
	85317
	85703
	87000
	89424
141277	G63489
143146	85649
141349	G63404
	G63432
141350	G63495
	G63547
	G63781
	G63782
141353	G63424

MOUNTING ACCESSORY PACKAGES - BUYER'S GUIDE
KITS DE ACCESORIOS – GUÍA DEL COMPRADOR
ENSEMBLE D'ACCESSOIRES POUR LA FIXATION - GUIDE DE L'ACHETEUR

Kit #	Gabriel #
	G63511
	G63847
141354	G63707
141356	G63418
	G63904
141368	G63909
141376	G63903
141405	G63620
141439	G63434
141448	G63506
	G63694
141514	G63799
141665	G63721
	G63772
	G63783
	G63803
	G63817
142036	G63884
142095	83178
142280	G63885
142389	G63610
	G63865
142592	G63847
142615	G63375
142617	G63622
	G63623
142656	G63616
142657	G63615
142700	G63715
	G63778
142731	G63674
	G63714
	G63716
	G63848
	G63886
	G64009
	G64011
142973	G64008
142976	G63828
	G63832
142998	83456
143000	G63661
	G63673
143078	G63894

Kit #	Gabriel #
	G63895
	G63958
	G64001
143146	85649
	G63969
143276	G63893
	G63894
	G63895
145054	83103
	83106
	83134
	83136
	83395
	83635
	85009
	85025
	85026
	85027
	85049
	85071
	85080
	85085
	85092
	85124
	85126
	85318
	85324
	85325
	85326
	85328
	85330
	85336
	85342
	85379
	85701
	85710
	85711
	85731
	85900
	85902
	85921
	89417
	89418
	89441

Kit #	Gabriel #
145075	85723
145080	83107
	85012
	85054
	85055
	85062
	85063
	89408
	89413
	89438
	89439
145089-000	83102
	83120
	83154
	85069
	85122
	85319
	85340
	85341
	85343
	85733
	85970
	89428
145089-200	85182
	85936
	85937
	85985
	89456
145090	87016
	695406
	85081
	85123
	85316
	85346
	85347
	85351
	85380
	85705
	85706
	85707
	85708
	85709
	85722
	85740

MOUNTING ACCESSORY PACKAGES - BUYER'S GUIDE
KITS DE ACCESORIOS – GUÍA DEL COMPRADOR
ENSEMBLE D'ACCESSOIRES POUR LA FIXATION - GUIDE DE L'ACHETEUR

Kit #	Gabriel #
	85745
	85746
	85935
	89426
145093	85714
	85715
	85716
	85717
	85718
	85719
145099	83353
	85033
	85988
	89427
145116	83162
	85732
	87016
145126	85053
	89442
145128	83062
	83109
	83110
	83111
	83112
	83138
	83142
	83143
	85065
	85083
	85332
	85333
	85977
145143	83120
145147	85031
145148	83140
	83141
145176	85727
	85728
	85729
145177	83391
145178	83391
401011	83519

Kit #	Gabriel #
401754	85343
	85380
	85740
	83132
	83214
	83215
	83217
	83225
	83362
	85001
	85004
	85007
	85040
	85042
	85057
	85070
	85300
	85301
	85302
	85303
	85304
	85305
	85307
	85308
	85313
	85314
	85315
	85320
	85322
	85327
	85329
	85334
	85339
	85376
	85700
	85702
	85703
	85704
	85710
	85711
	85712
	85713

Kit #	Gabriel #
	85720
	85729
	85730
	85731
	85734
	85735
	85736
	85901
	85905
	85912
	85913
	85915
	85968
	87001
	87002
	87003
	87004
	87006
	89410
	89412
	89419
	89420
	89422
	89425
	89429
	89459
406422	83162
415010-802	83140
	83141
	83162
TR0027	83159
	83404
	83518
	83519
	85031
	89446

QUESTIONS ANSWERED.

800.999.3903 | ANSWERGARAGE.COM



ANSWER GARAGE®



Ride Control Answer Garage/Tech Line:

800.999.3903

For application, technical and product questions
Monday - Friday, 8AM - 5PM CT

Gabriel Customer Service:

800.251.5932

To place and track orders
Monday - Friday, 7AM - 5PM CT

Check out our Training Videos:


How to Check
Your HD Shocks




Installation
Tips



How to Maximize
Tire & Air Spring Life



Misting vs.
Leaking Shocks



FleetLine®
Key Advantages



FIND MORE AT GABRIEL.COM
part lookup, product info, technical help & training



Ride Control, LLC, 39300 Country Club Dr.
Farmington Hills, MI 48331, 248.247.7600